

Searching for Student Activities which have been inputted

Log into CS > Navigate to 'Records and Enrollment' > HEAR > this takes you to following page >

The screenshot displays the Manchester 1824 web application interface. On the left is a navigation menu with a search bar and a list of links including 'My Favorites', 'Staff To Do Lists', 'Self Service', 'Campus Community', 'Records and Enrollment', 'Curriculum Management', 'Set Up SACR', 'Reporting Tools', 'PeopleTools', and 'My Personalizations'. The main content area is titled '> Records and Enrollment >' and features a 'HEAR' folder icon. Below this, the text 'Higher Education Achievement Record' is displayed. The interface is divided into three columns: 'Student Activities' (with a description: 'Record information about which activities students have taken part in.'), 'Student Prizes and Awards' (with a description: 'Record information about prizes and awards obtained by students.'), and 'Setup' (containing links for 'HEAR Setup', 'HEAR Setup', 'Set Up Achievements', 'Set Up Activities', and 'Set up Prizes and Awards'). A 'Processes' section at the bottom left includes 'HEAR Processing' and 'HEAR Batch Upload'.

Click on 'Student Activities' > this takes you to the following page >

Menu

Search:


My Favorites
Staff To Do Lists
Self Service
Campus Community
Records and Enrollment
Career and Program Information
Enrollment Summaries
Term Processing
Student Registration
HEAR
Setup
Processes
Student Activities
Student Prizes and Awards
Curriculum Management
Set Up SACR
Reporting Tools
PeopleTools
My Personalizations


HEAR Student Activities

Enter any information you have and click Search. Leave fields blank for a list of all values.

Find an Existing Value

Add a New Value

Academic Institution: begins with [JMANC] 

ID: begins with 

Last Name: begins with


First Name: begins with

Include History Correct History

Search

Clear

[Basic Search](#)

 [Save Search Criteria](#)

Find an Existing Value | [Add a New Value](#)

Enter the Student's ID number or their last name (in this example Emma Smith) > click search > this will bring up any 'Student Activities' which they have completed and have been uploaded into their CS record >

- avorites
- To Do Lists
- Service
- pus Community
- ords and Enrollment
- reer and Program
- ormation
- rollment Summaries
- rm Processing
- ident Registration
- AR
- Setup
- Processes
- Student Activities**
- [Student Prizes and Awards](#)
- [Curriculum Management](#)
- [Help SACR](#)
- [Reporting Tools](#)
- [FileTools](#)
- [Personalizations](#)

Student Activities

Institution UMANC The University of Manchester
EmplID 7026020 Emma Smith

Find | View All First ◀ 1 of 1 ▶ Last

*Effective Date *Status ▼

Activities **Customize | Find |** First ◀ 1 of 1 ▶ Last

*Activity ID	Formal Title of Activity	*Term
<input type="text" value="00000052"/> 🔍	Manchester Leadership Programme (MLP) Award	<input type="text" value="1081"/> 🔍 <input type="button" value="+"/> <input type="button" value="-"/>

-
-
-
-
-
-
-
-
-