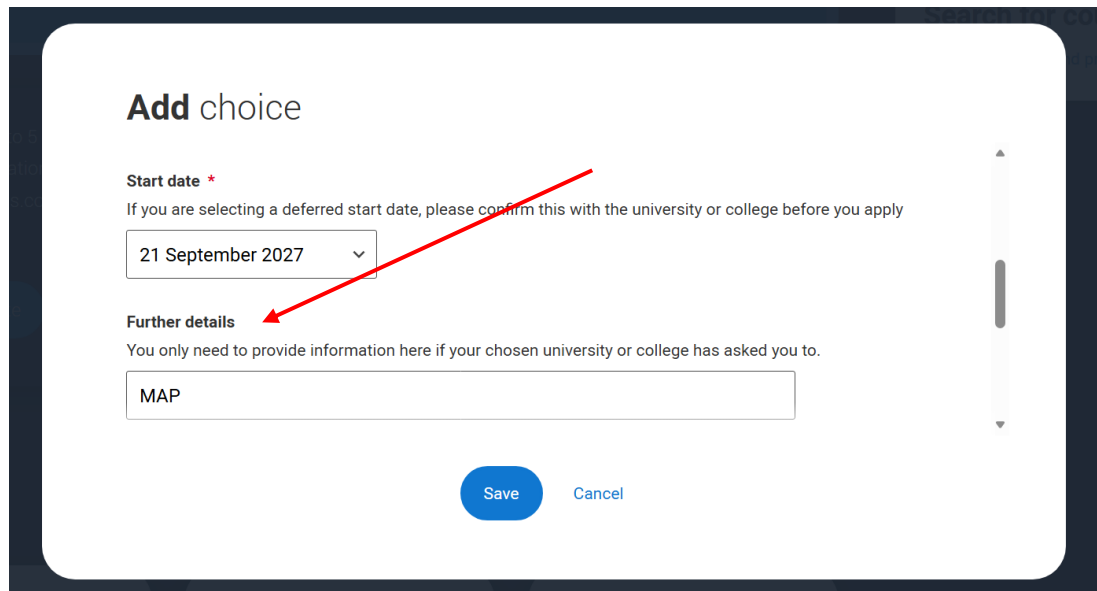


How to add MAP to your UCAS application

There are two places that you need to reference MAP in your UCAS application:

1. When you add a course choice at The University of Manchester to your UCAS application, you need to make sure 'MAP' is in the further details:



Add choice

Start date *
If you are selecting a deferred start date, please confirm this with the university or college before you apply

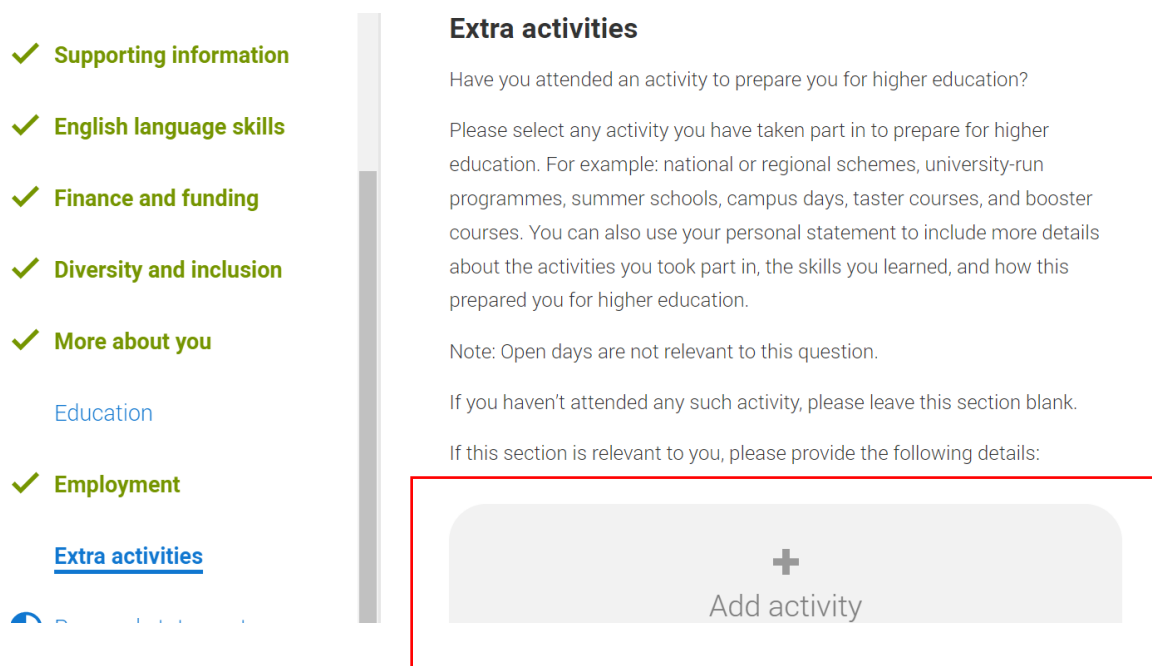
21 September 2027

Further details
You only need to provide information here if your chosen university or college has asked you to.

MAP

Save Cancel

2. In the 'extra activities' section of your profile, you will need to add an activity in preparation for higher education:



Extra activities

Have you attended an activity to prepare you for higher education?

Please select any activity you have taken part in to prepare for higher education. For example: national or regional schemes, university-run programmes, summer schools, campus days, taster courses, and booster courses. You can also use your personal statement to include more details about the activities you took part in, the skills you learned, and how this prepared you for higher education.

Note: Open days are not relevant to this question.

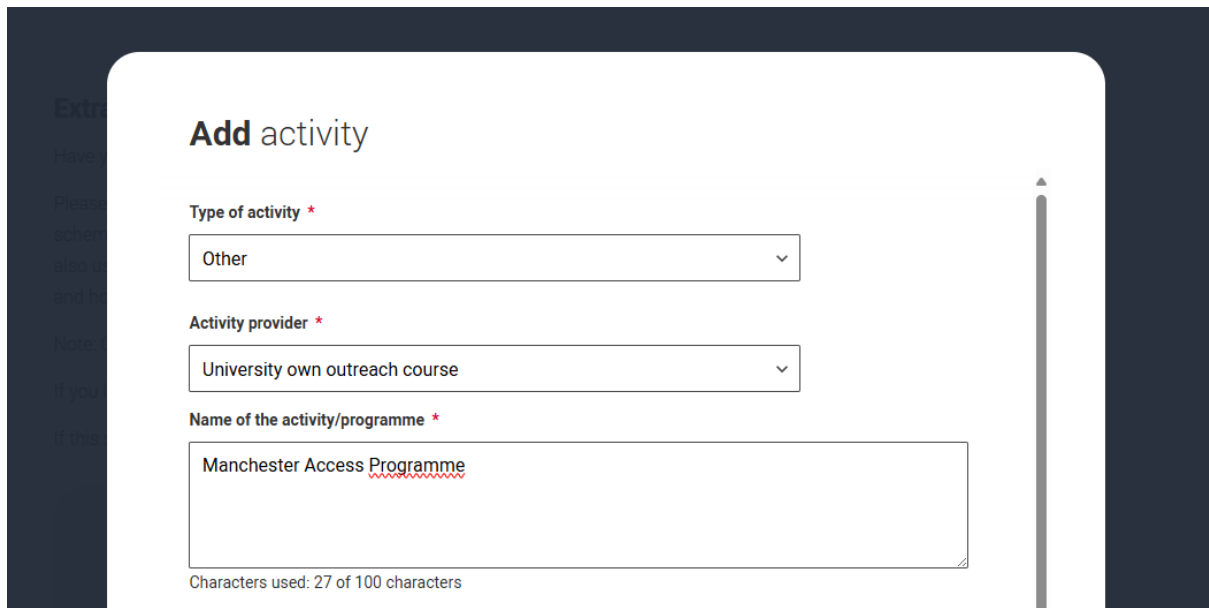
If you haven't attended any such activity, please leave this section blank.

If this section is relevant to you, please provide the following details:

+
Add activity

Please note that this section will become available when you complete the 'Where you live' section

How to add MAP to your UCAS application



Add activity

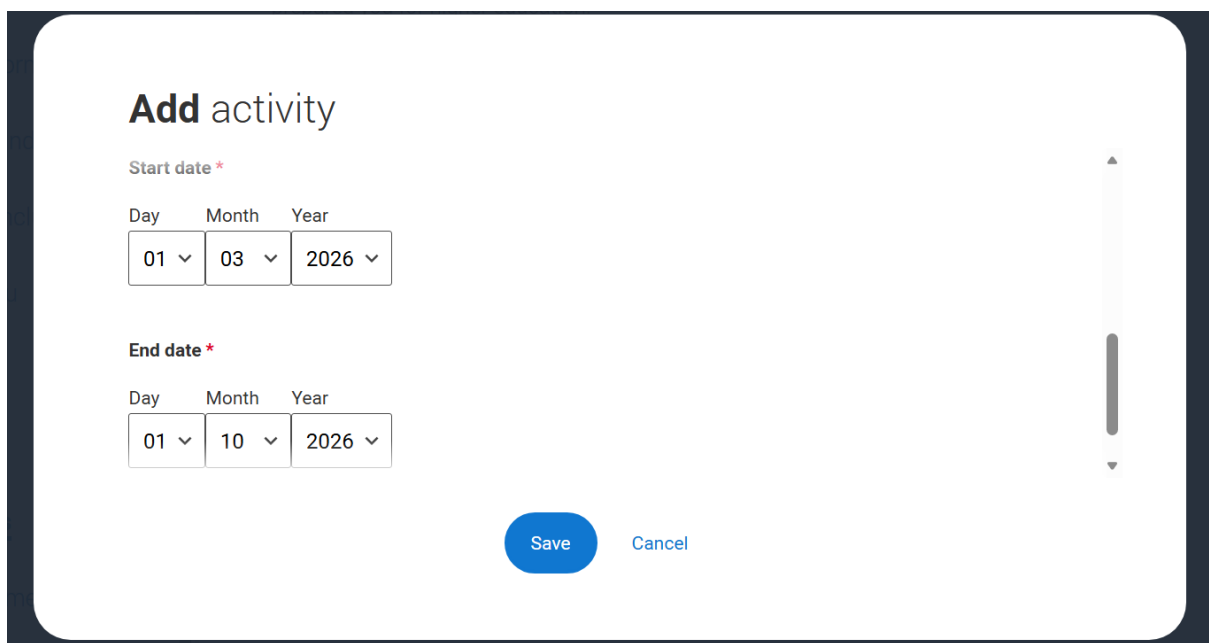
Type of activity *
Other

Activity provider *
University own outreach course

Name of the activity/programme *
Manchester Access Programme

Characters used: 27 of 100 characters

Start date: Most of you are MAP 2026 students and should therefore put 01/03/2026 as the start date. If you are a MAP student from a previous cohort, please make sure you adjust the date accordingly.



Add activity

Start date *
Day Month Year
01 03 2026

End date *
Day Month Year
01 10 2026

Save Cancel