

# Change in SHAPE subjects' provision in the UK (2011/12 – 2022/23)

[Presentation created by the **Market and Student Insight Team**]

## Analysis and considerations

This summary report has been created using the British Academy's SHAPE Observatory interactive tool to analyse the provision of SHAPE subjects in UK higher education institutions.

### **Key considerations:**

**1. Time Frame:** The data covers the academic years from 2011/12 to 2022/23

**2. Data Representation:** The tool uses HESA data to show provision for first-year first degree UK-domiciled students aged 20 and under. The tool uses Full-Person Equivalent (FPE) rather than headcount to represent student engagement in courses. Data includes joint honours courses, with the equivalent FPE divided between relevant subjects.

### **3. The analysis covers two dimensions:**

- **Higher education providers:** The maps show how the demand of SHAPE subjects has changed over time, highlighting providers recording low/no change in student FPE, providers recording an increase in student FPE, and providers recording a decrease.
- **Regional spread of provision:** The maps show how the regional distribution of SHAPE subject provision has changed over time, highlighting areas with multiple providers, single providers, and no provision within a 60km commutable distance.

# Theology and Religious Studies

---

## Significant decrease in student demand for Theology and Religious Studies since 2011/12, however a marginal increase in the number of providers offering the subject area.

Change in demand of first-year degree UK-domiciled students aged 20 or under	2011/12	2022/23	Change in FPE (#)	Change in FPE (%)
<b><u>Subject</u> : Theology and Religious Studies</b>	<b>1.5k</b>	<b>690</b>	<b>-765</b>	<b>-53%</b>

Change in number of providers offering courses in subject	2011/12	2022/23	Change in providers (#)	Change in providers (%)
<b><u>Subject</u> : Theology and Religious Studies</b>	<b>45</b>	<b>46</b>	<b>+1</b>	<b>+2%</b>

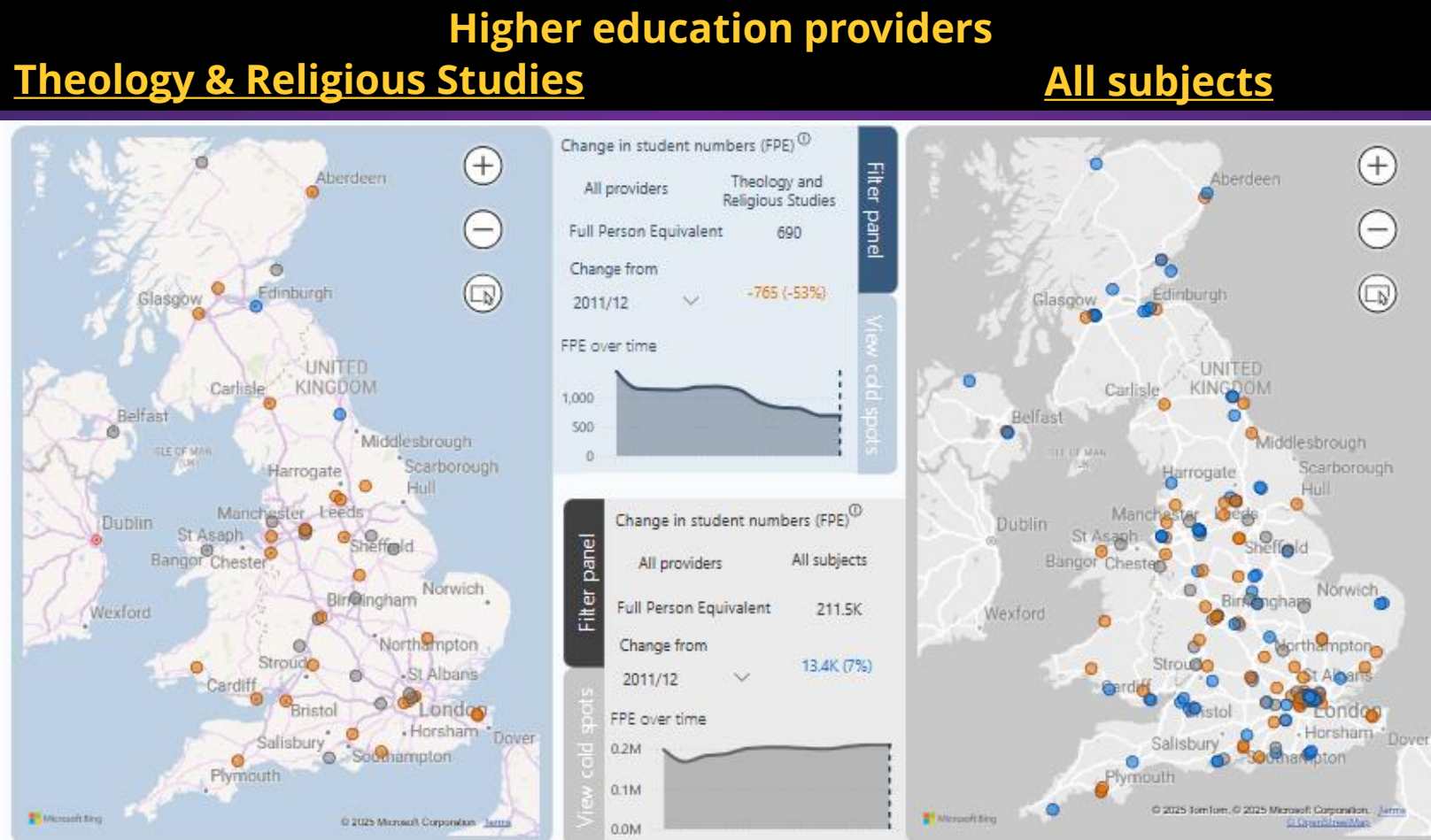
- **Total demand:** There has been a sizeable decrease in the total demand for 'Theology and Religious Studies,' with a decrease of 53% student FPE from 1.5k in 2011/12 to 690 in 2022/23.
- **Providers:** In contrast with a decrease in student demand, there has been a small increase in the number of providers offering programmes in Theology and Religious Studies since 2011/12.



# Demand and provision of Theology and Religious Studies programmes has decreased at a significant level, with a particular acceleration since 2017.

These maps show change in demand of first-year degree UK-domiciled students aged 20 and under by provider for the subject group 'Theology & Religious Studies' vs. all.

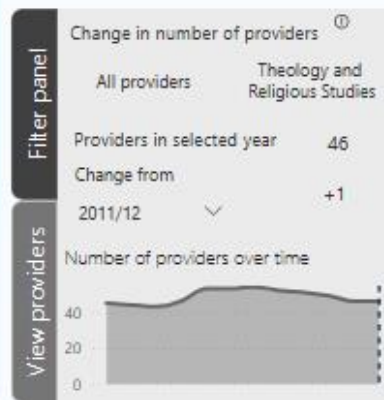
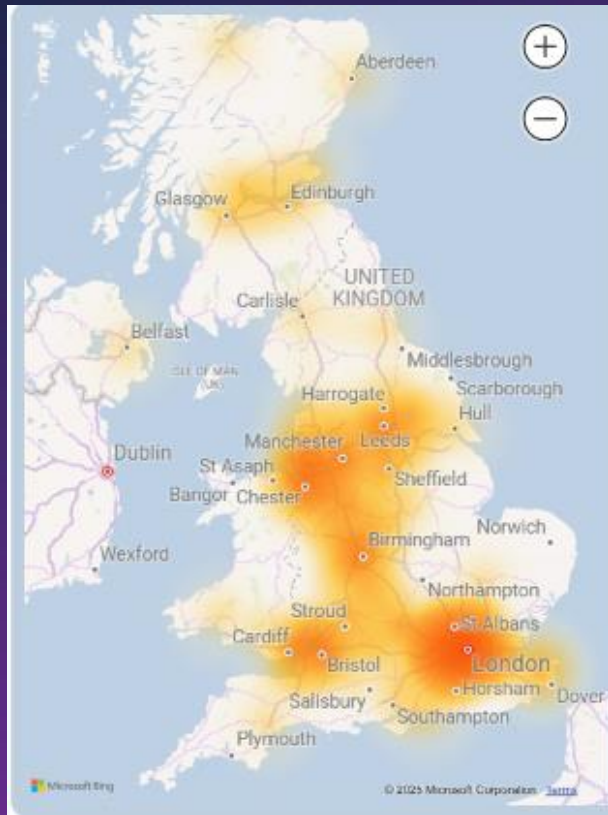
- Significant decrease in FPE across all providers of Theology and Religious Studies in FPE since 2011/12.
- The only two providers that have seen an increase in FPE since 2011/12 are The University of Edinburgh (55 total registrations) and Durham University (85 total registrations).
- Durham University is the largest institution in the subject area, with 85 FPE registrations in 2022/23, and an increase of 78% since 2011/12).
- There have been notable decreases in FPE across many RG institutions, including the University of Birmingham, the University of Leeds, and the University of Bristol.
- UoM has seen a 43% decrease in FPE since 2011/12, and in 2022/23 had 30 registrations on Theology and Religious Studies.



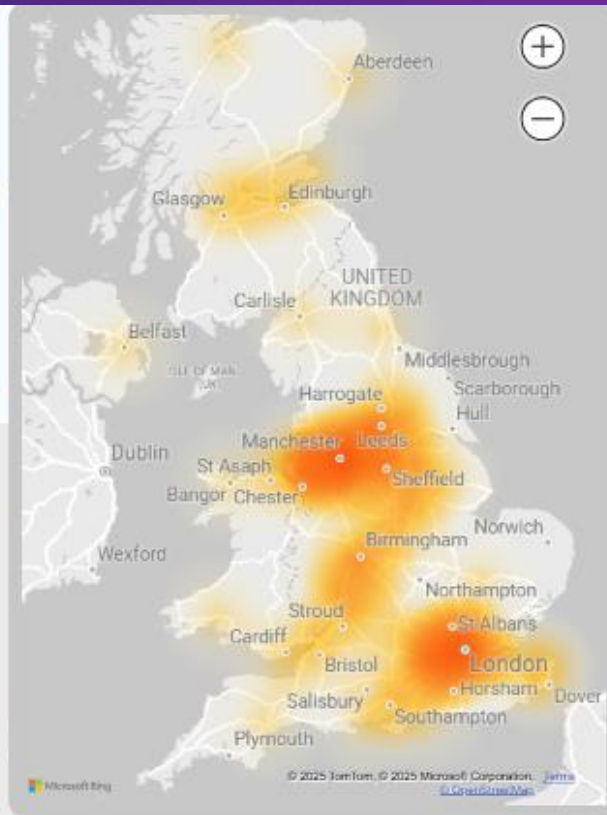
The regional spread of provision for Theology and Religious Studies has changed slightly since 2011/12, with an increase in strong hotspots in the North of England, against a slight shrinking of hotspots overall, and decreases surrounding Cardiff/the South-West.

## Regional spread of provision: Theology & Religious Studies

### 2011/12



### 2022/23



These maps show how the regional distribution of 'Theology and Religious Studies' subject provision has changed over time for first-year degree UK-domiciled students aged 20 and under.

- Growth in cold spots in both the North of England, outside of major conurbations, and surrounding Cardiff/ the South-West.
- Significant decrease in provision around Cardiff and Bristol. In 2012/13, these were hotspots whereas in 2022/23 there is minimal provision.
- There has been a slight increase in provision along Eastern coastal areas since 2011/12, while provision has reduced in Staffordshire and North Lancashire.
- **Hot spots:** London and Southeast England and the North of England (The North-West and W Yorkshire conurbations) are hotspots, while provision has also grown in E Yorkshire.
- **Cold spots:** Cold spots remain East Anglia, and have grown in the South-West and Staffordshire/W Mids

Key: multiple providers (orange), single providers (yellow), and no provision (white) within a 60km commutable distance

# THANK YOU

---

**MARKET AND STUDENT INSIGHT TEAM**

For any questions, please contact: Lauren Bramley ([lauren.bramley@manchester.ac.uk](mailto:lauren.bramley@manchester.ac.uk))