

# Change in SHAPE subjects' provision in the UK (2011/12 – 2022/23)

[Presentation created by the **Market and Student Insight Team**]

## Analysis and considerations

This summary report has been created using the British Academy's SHAPE Observatory interactive tool to analyse the provision of SHAPE subjects in UK higher education institutions.

### **Key considerations:**

**1. Time Frame:** The data covers the academic years from 2011/12 to 2022/23

**2. Data Representation:** The tool uses HESA data to show provision for first-year first degree UK-domiciled students aged 20 and under. The tool uses Full-Person Equivalent (FPE) rather than headcount to represent student engagement in courses. Data includes joint honours courses, with the equivalent FPE divided between relevant subjects.

### **3. The analysis covers two dimensions:**

- **Higher education providers:** The maps show how the demand of SHAPE subjects has changed over time, highlighting providers recording low/no change in student FPE, providers recording an increase in student FPE, and providers recording a decrease.
- **Regional spread of provision:** The maps show how the regional distribution of SHAPE subject provision has changed over time, highlighting areas with multiple providers, single providers, and no provision within a 60km commutable distance.

---

# Sociology

---

**There has been a marked increase in student demand for Sociology courses since 2011/12, with more providers now also offering Sociology programmes.**

Change in demand of first-year degree UK-domiciled students aged 20 or under	2011/12	2022/23	Change in FPE (#)	Change in FPE (%)
<b><u>Subject</u> : Sociology</b>	<b>8K</b>	<b>13.8k</b>	<b>5.8k</b>	<b>+72%</b>

Change in number of providers offering courses in subject	2011/12	2022/23	Change in providers (#)	Change in providers (%)
<b><u>Subject</u> : Sociology</b>	<b>98</b>	<b>113</b>	<b>+15</b>	<b>+15%</b>

- **Total demand:** There has been a consistent increase in the total demand for 'Sociology', with an increase of 72% student FPE from 8k in 2011/12 to 13.8k in 2022/23.
- **Providers:** In line with an increase in student demand, there has been an increase in the number of providers offering programmes in Social Work since 2011/12, although supply has not necessarily kept pace with demand.



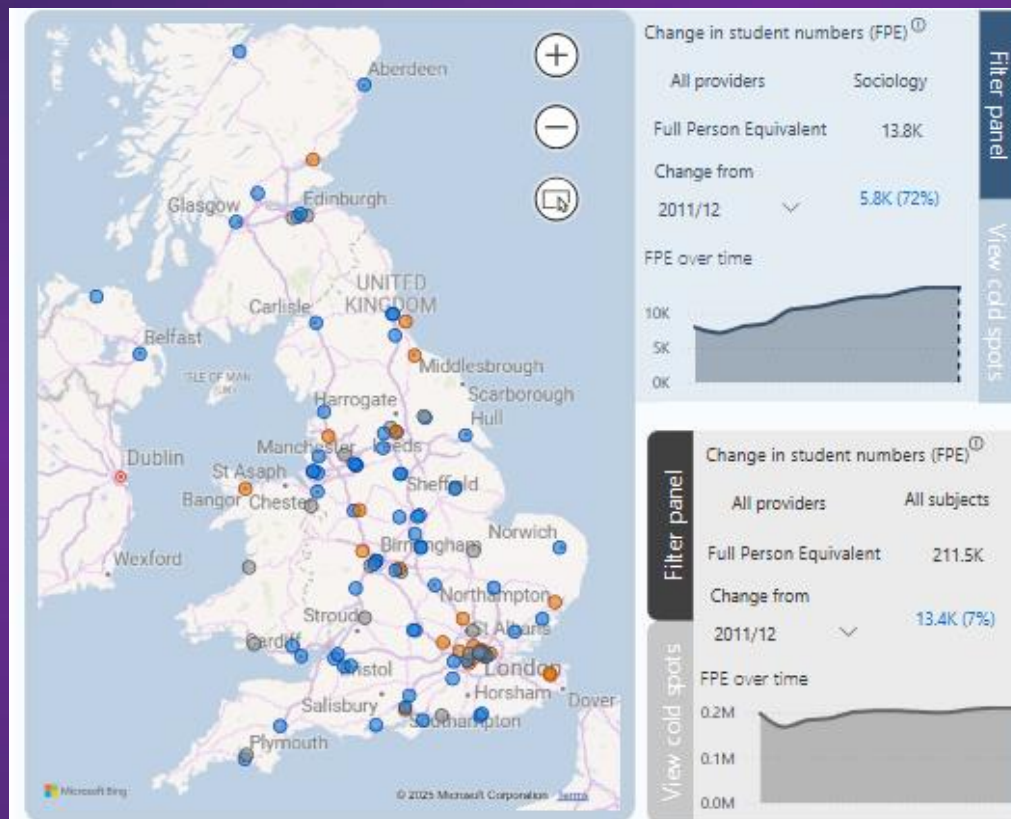
# Demand and provision of Sociology programmes has increased at higher levels than in comparison to all subjects overall.

These maps show change in demand of first-year degree UK-domiciled students aged 20 and under by provider for the subject group 'Social Policy' vs. all.

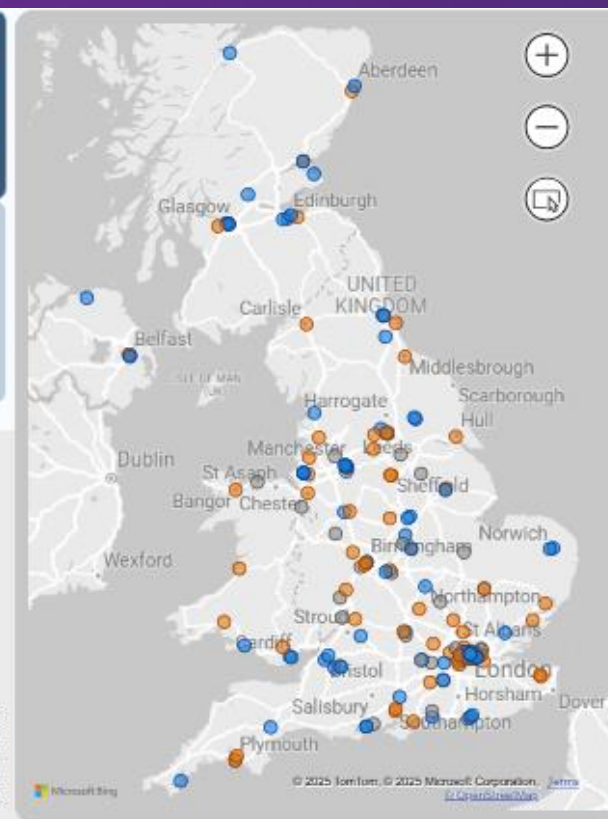
- Greater increase in FPE for Sociology in comparison to all subjects. FPE numbers have increased by 72% for Sociology since 2012/13, in comparison to a 7% increase in FPE overall.
- Providers have mainly seen increases in their student numbers since 2011/12, with increases especially seen in high tariff institutions.
- Liverpool John Moores University is the largest institution in the subject area, with 650 FPE registrations in 2022/23.
- Institutions which saw falling FPE numbers over the period tended to be non-RG, and with a concentration in London and Southeast England.
- UoM has seen a 304% increase in FPE since 2011/12, and in 2022/23 had 195 registrations in the subject area.

## Higher education providers

### Sociology



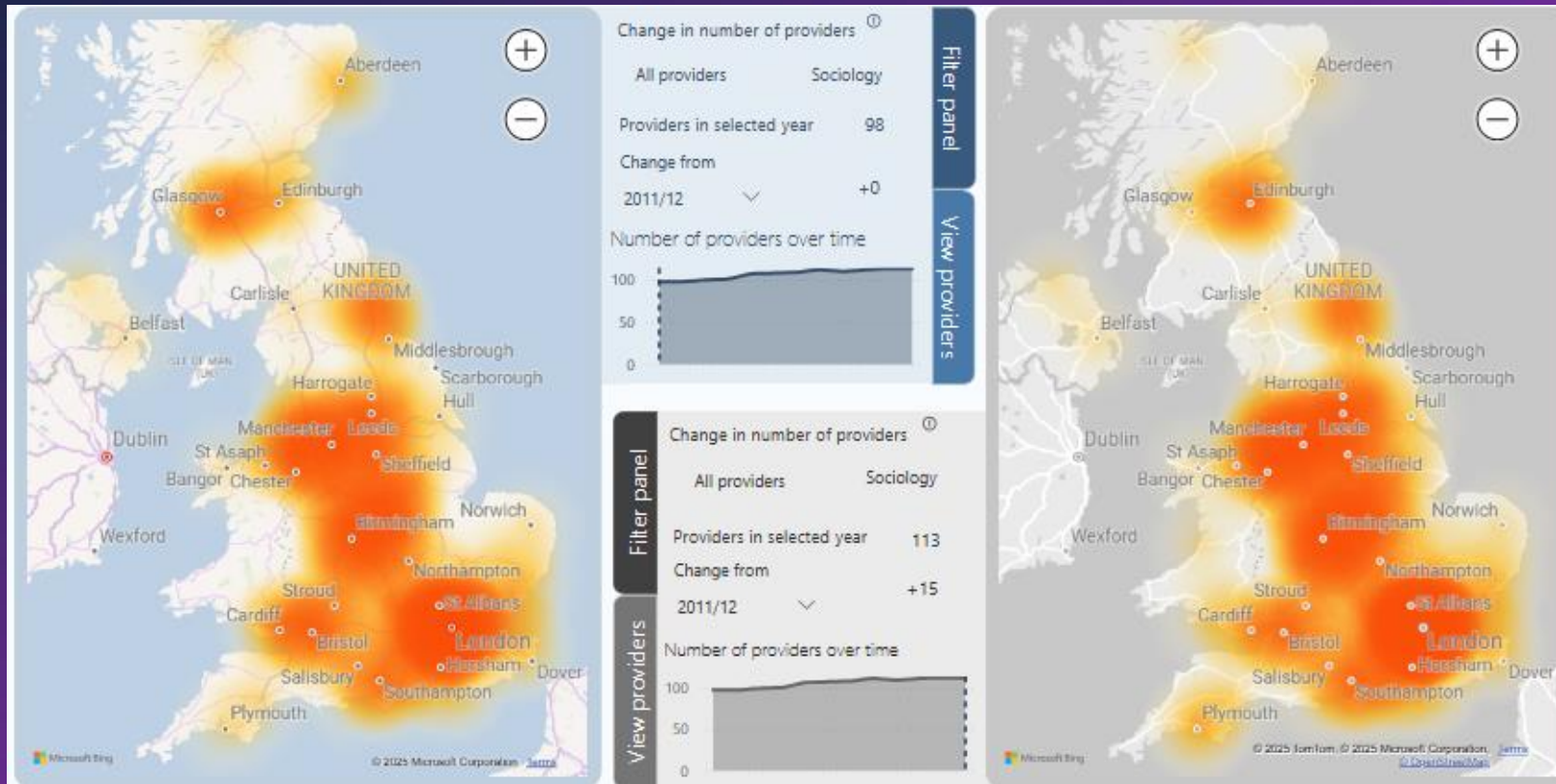
### All subjects



Key: Low/no change in student FPE (grey), Increase in student FPE (blue), Decrease in student FPE (orange)

# The regional spread of provision for Sociology remains widespread in England and Wales, however provision has decreased considerably in Glasgow

## Regional spread of provision: Sociology 2011/12 2022/23



Key: multiple providers (orange), single providers (yellow), and no provision (white) within a 60km commutable distance

These maps show how the regional distribution of 'Sociology' subject provision has changed over time for first-year degree UK-domiciled students aged 20 and under.

- No considerable regional change in England and Wales since 2011/12, although there are more providers offering courses in Sociology in 2022/23.
- The area with significant decrease is Glasgow. In 2012/13, Glasgow was a hot spot, whereas in 2022/23 there is minimal provision.
- There has been a slight increase in provision along Eastern coastal areas since 2011/12.
- **Hot spots:** Hotspots in Sociology provision broadly track UK conurbations – with concentration in London, the W Midlands, the North-West, and Glasgow.
- **Cold spots:** Cold spots remain in rural areas poorly served by HE provision.

# THANK YOU

---

**MARKET AND STUDENT INSIGHT TEAM**

For any questions, please contact: Lauren Bramley ([lauren.bramley@manchester.ac.uk](mailto:lauren.bramley@manchester.ac.uk))