

Change in SHAPE subjects' provision in the UK (2011/12 – 2022/23)

[Presentation created by the **Market and Student Insight Team**]

Analysis and considerations

This summary report has been created using the British Academy's SHAPE Observatory interactive tool to analyse the provision of SHAPE subjects in UK higher education institutions.

Key considerations:

1. Time Frame: The data covers the academic years from 2012/13 to 2022/23

2. Data Representation: The tool uses HESA data to show provision for first-year first degree UK-domiciled students aged 20 and under. The tool uses Full-Person Equivalent (FPE) rather than headcount to represent student engagement in courses. Data includes joint honours courses, with the equivalent FPE divided between relevant subjects.

3. The analysis covers two dimensions:

- **Higher education providers:** The maps show how the demand of SHAPE subjects has changed over time, highlighting providers recording low/no change in student FPE, providers recording an increase in student FPE, and providers recording a decrease.
- **Regional spread of provision:** The maps show how the regional distribution of SHAPE subject provision has changed over time, highlighting areas with multiple providers, single providers, and no provision within a 60km commutable distance.

Social Work

Decrease in student demand for Social Work courses since 2012/13, with a concurrent reduction in supply, although with the latter falling less sharply

Change in demand of first-year degree UK-domiciled students aged 20 or under	2011/12	2022/23	Change in FPE (#)	Change in FPE (%)
<u>Subject</u> : Social Work	3.3K	1.8k	-1.5k	-46%

Change in number of providers offering courses in subject	2011/12	2022/23	Change in providers (#)	Change in providers (%)
<u>Subject</u> : Social Work	88	80	-8	-9%

- **Total demand:** There has been a significant decrease in the total demand for 'Social Work' with a decrease of 42% student FPE from 3.1k in 2011/12 to 1.8k in 2022/23.
- **Providers:** In line with a decrease in student demand, there has been a decrease in the number of providers offering programmes in Social Work since 2011/12, although the fall has been less pronounced than that seen in student FPE.

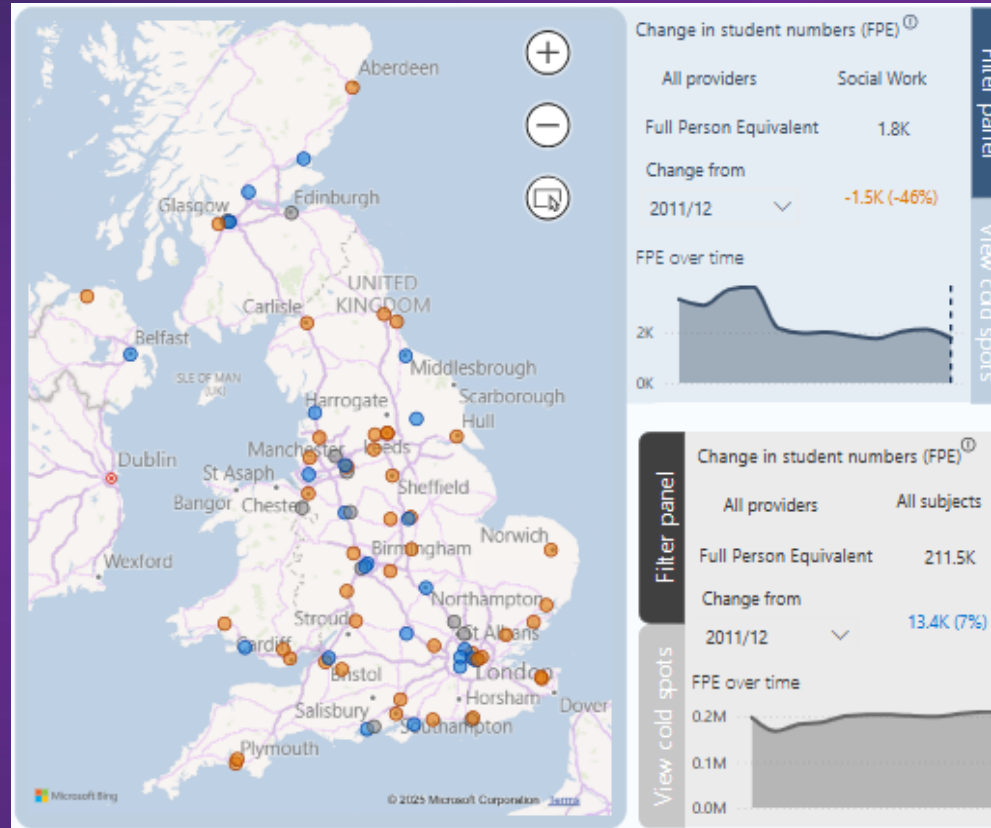
Demand and provision of Social Work programmes has decreased, in comparison to all subjects overall.

These maps show change in demand of first-year degree UK-domiciled students aged 20 and under by provider for the subject group 'Social Work' vs. all.

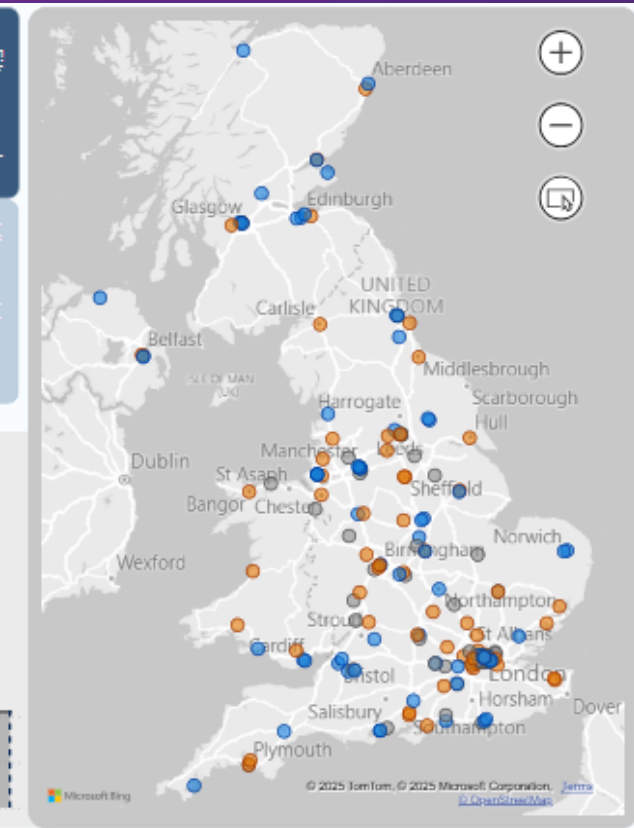
- Greater decrease in FPE for Social Work in comparison to all subjects. FPE numbers have decreased by 46% for Social Work since 2012/13, in comparison to a 26% increase in FPE overall.
- However, some providers have seen increases in their student numbers since 2011/12, with providers that have seen increases are frequently outside of the RG, with a notable cluster in London.
- It is predominantly post-92 institutions that offer programmes in Social Work.
- Birmingham City University is the largest institution in the subject area, with 155 FPE registrations in 2022/23, and 204% growth since 2011/12
- UoM does not offer a programme in Social Work – in Greater Manchester MMU registered 30 FPE (down 60% since 2011/12) and Salford 40 FPE (up 28% since 2011/12) in 2022/23

Higher education providers

Social Work



All subjects



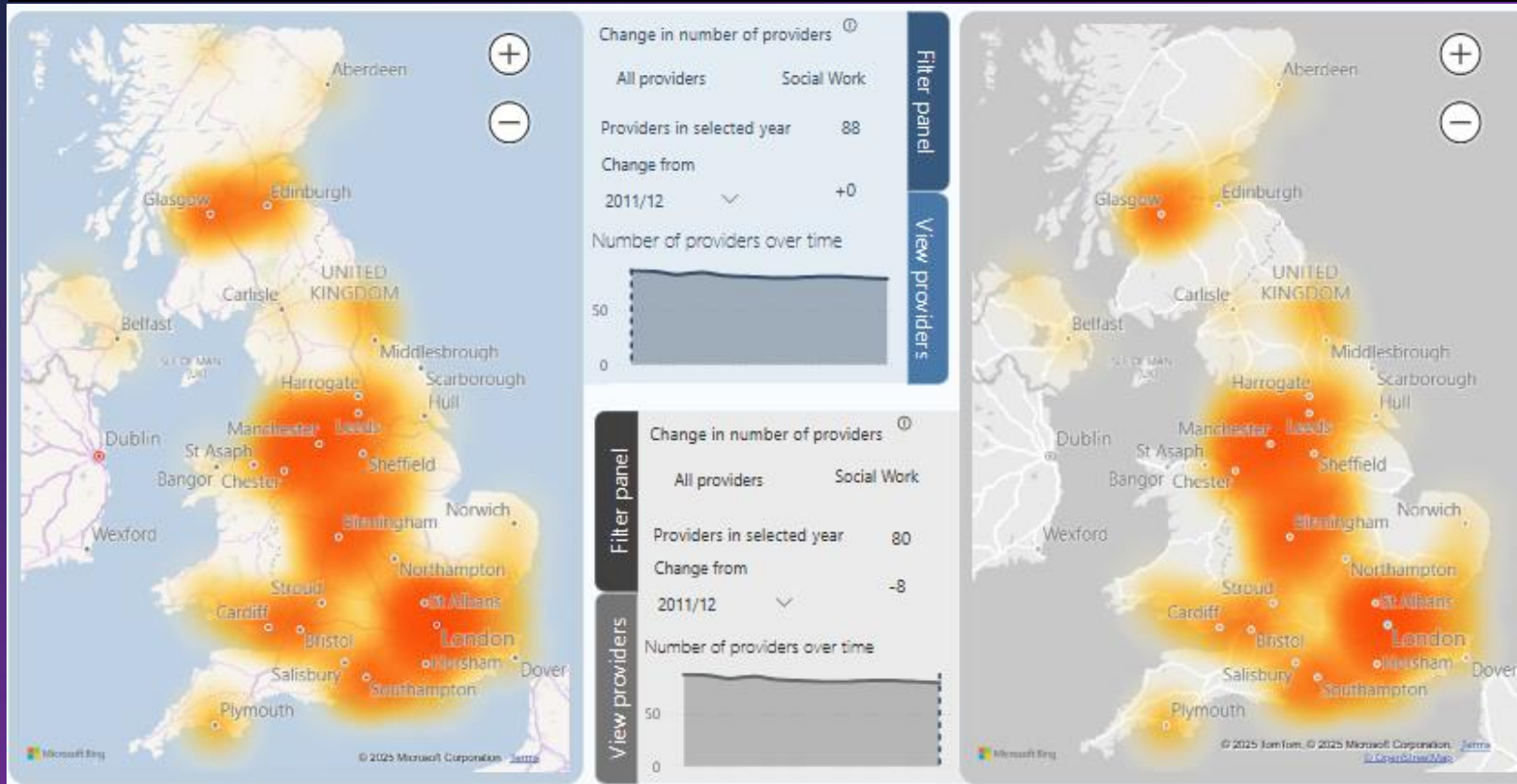
Key: Low/no change in student FPE (grey), Increase in student FPE (blue), Decrease in student FPE (orange)

The regional spread of provision for Social Work hasn't seen a great change in England and Wales, however provision has decreased considerably in Edinburgh

Regional spread of provision: Social Work

2011/12

2022/23



Key: multiple providers (orange), single providers (yellow), and no provision (white) within a 60km commutable distance

These maps show how the regional distribution of 'Social Work' subject provision has changed over time for first-year degree UK-domiciled students aged 20 and under.

- No considerable regional change in England and Wales since 2011/12, although there are fewer areas of multiple providers in 2022/23 than in 2011/12.
- The area with significant decrease is Edinburgh. In 2011/12, Edinburgh was a hot spot, something which was no longer the case by 2022/23.
- **Hot spots:** London and Southeast England, Northern England and Glasgow are major hot spots for Social Work provision. There are more providers in coastal areas (typically cold spots) for Social Work than other programmes.
- **Cold spots:** Cold spots broadly track areas of the UK without strong HE provision – aside from Edinburgh, cold spots have grown in East Yorkshire, and in the Scottish Highlands.

THANK YOU

MARKET AND STUDENT INSIGHT TEAM

For any questions, please contact: Lauren Bramley (lauren.bramley@manchester.ac.uk)