

# Change in SHAPE subjects' provision in the UK (2011/12 – 2022/23)

[Presentation created by the **Market and Student Insight Team**]

## Analysis and considerations

This summary report has been created using the British Academy's SHAPE Observatory interactive tool to analyse the provision of SHAPE subjects in UK higher education institutions.

### **Key considerations:**

**1. Time Frame:** The data covers the academic years from 2011/12 to 2022/23

**2. Data Representation:** The tool uses HESA data to show provision for first-year first degree UK-domiciled students aged 20 and under. The tool uses Full-Person Equivalent (FPE) rather than headcount to represent student engagement in courses. Data includes joint honours courses, with the equivalent FPE divided between relevant subjects.

### **3. The analysis covers two dimensions:**

- **Higher education providers:** The maps show how the demand of SHAPE subjects has changed over time, highlighting providers recording low/no change in student FPE, providers recording an increase in student FPE, and providers recording a decrease.
- **Regional spread of provision:** The maps show how the regional distribution of SHAPE subject provision has changed over time, highlighting areas with multiple providers, single providers, and no provision within a 60km commutable distance.

# **Social Sciences (Non-Specific)**

---

## Slight decrease in both the total demand of first-year degree UK-domiciled students aged 20 or under for 'Non-Specific Social Sciences' and the number of providers offering the subject

Change in demand of first-year degree UK-domiciled students aged 20 or under	2011/12	2022/23	Change in FPE (#)	Change in FPE (%)
<b><u>Subject</u> : Social Sciences (Non-Specific)</b>	<b>1.1k</b>	<b>1k</b>	<b>-65</b>	<b>-6%</b>

Change in number of providers offering courses in subject	2011/12	2022/23	Change in providers (#)	Change in providers (%)
<b><u>Subject</u> : Social Sciences (Non-Specific)</b>	<b>35</b>	<b>34</b>	<b>-1</b>	<b>-3%</b>

- **Total demand:** There has been a slight decrease in the total demand for 'Social Sciences (Non-Specific)' with a decrease of -6% student FPE from 1.1k in 2011/12 to 1k in 2022/23, meaning the subject area remains small.
- **Providers:** There has also been a slight decrease in providers offering non-specific social science programmes, with one less provider in 2022/23 when compared to 2011/12, as the subject area remains niche within UK higher education.

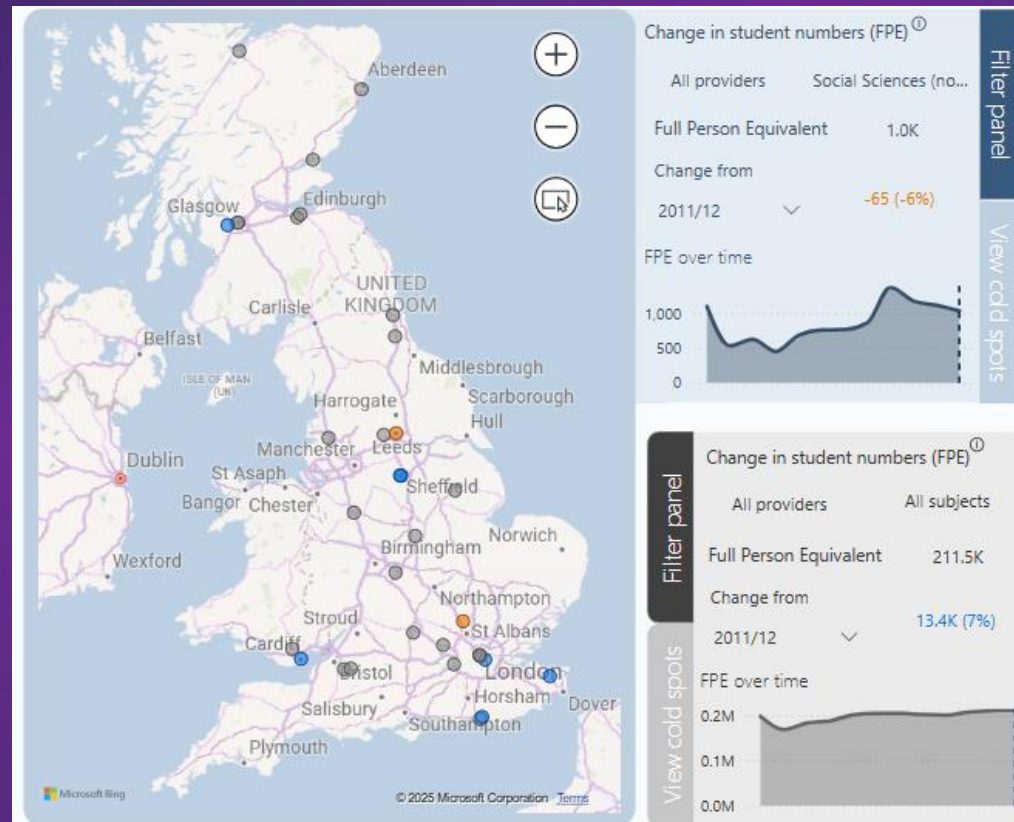


## In a market that has remained roughly the same size since 2011/12, recruitment trends vary across providers

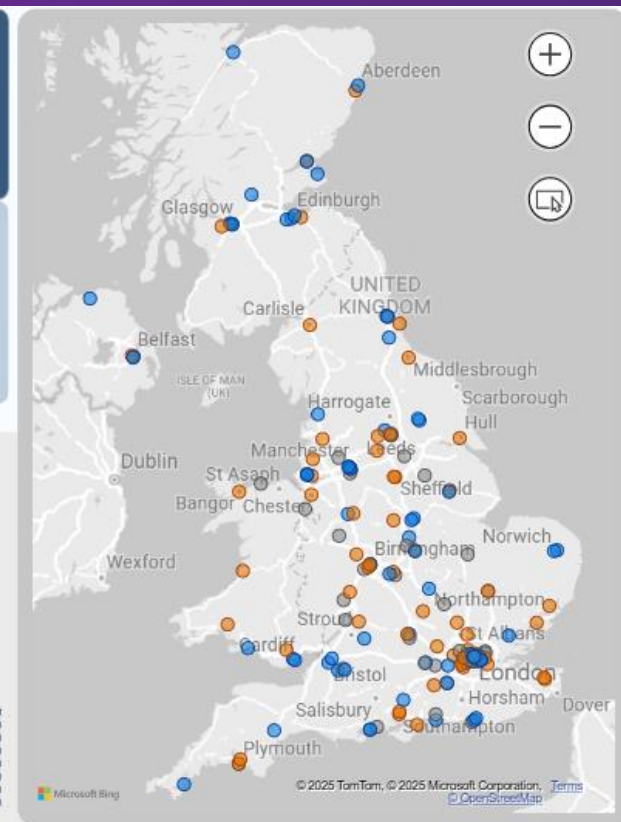
These maps show change in demand of first-year first degree UK-domiciled students aged 20 and under by provider for the subject group 'Social Policy' vs. all.

- In line with a generally stable market, there has been a mix of growth, decline, and no change across providers.
- The University of Bedfordshire has seen the largest fall in student numbers (-60) since 2011/12 in Social Sciences (Non-Specific), followed by the University of Leeds (-30), with the latter registering no students in 2022/23.
- The University of Northumbria at Newcastle is the largest institution in the subject area, with 115 registrations in 2022/23, despite only opening provision in 2019/20.
- RG institutions that registered students in 2022/23 and have seen growth are the University of Sheffield (20 FPE, 25% increase since 2011/12) and Cardiff University (60 FPE, 1100% increase since 2011/12, where they registered 5 FPE).
- UoM registered no students in this subject area in 2022/23.

### Higher education providers Social Sciences (Non-Specific)



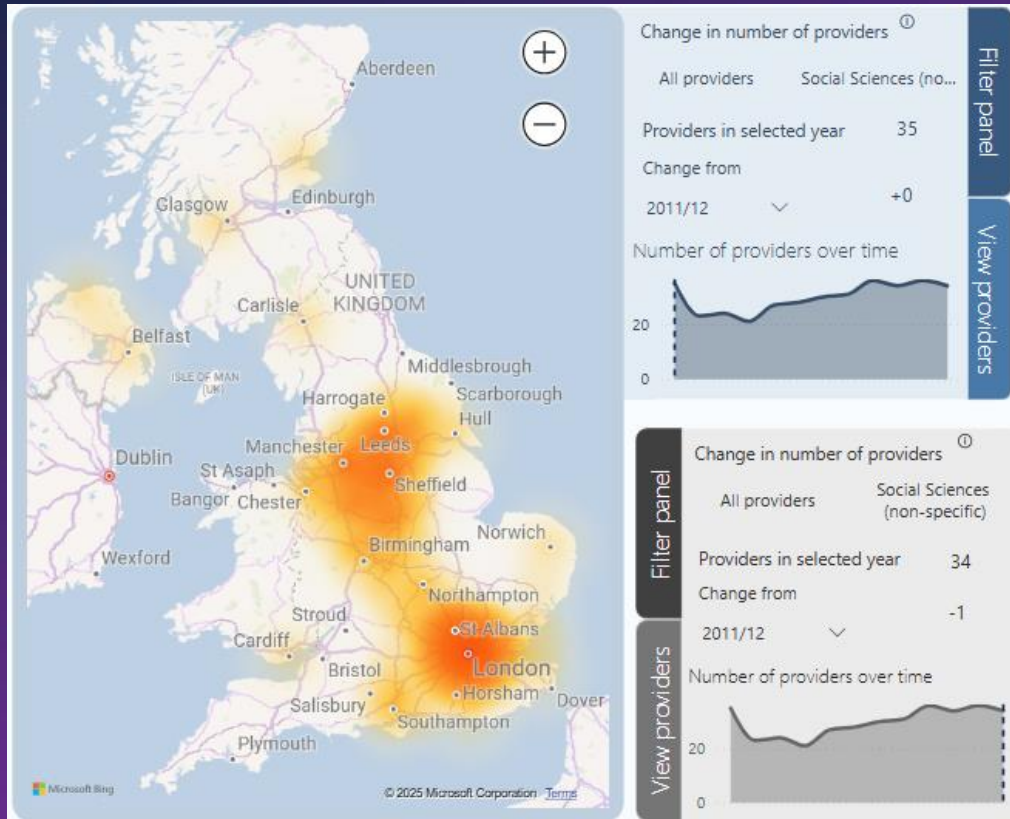
### All subjects



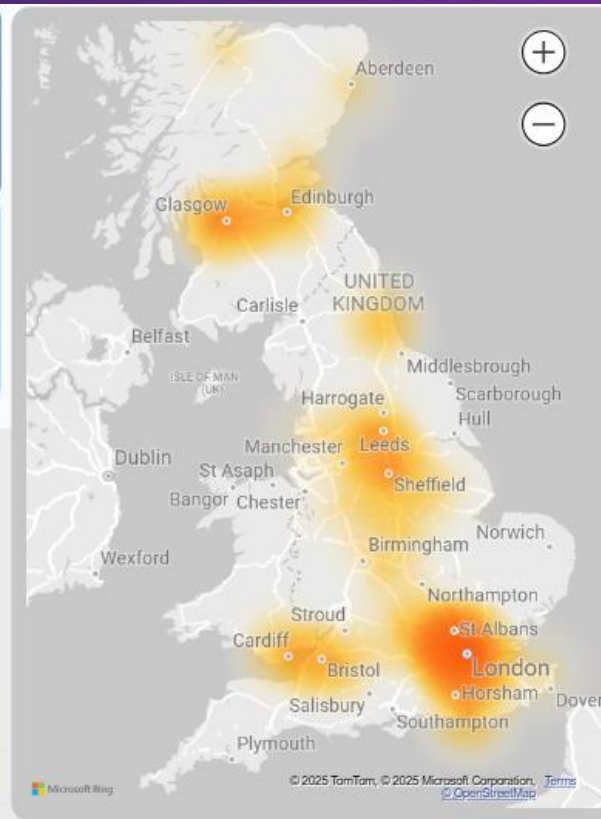
Key: Low/no change in student FPE (grey), Increase in student FPE (blue), Decrease in student FPE (orange)

# The regional spread of provision for Social Sciences (non-specific) has changed considerably, with less providers that have become more geographically spread.

## Regional spread of provision: Social Sciences (non-specific) 2011/12



## 2022/23



These maps show how the regional distribution of 'Social Sciences (non-specific)' subject provision has changed over time for first-year degree UK-domiciled students aged 20 and under.

- There is a wider distribution of providers offering courses in Social Sciences (non-specific) across the UK in 2022/23 than in 2011/12.
- In 2011/12, hotspots were focused on the London and the Southeast, the North-West and West Yorkshire. In 2022/23, that has changed, with those hotspots becoming less pronounced.
- **Hot spots:** London and Yorkshire remain hotspots, while newer hotspots have emerged in South Wales/Southwest England, Newcastle, and Scotland's Central Belt.
- **Cold spots:** The North-West has developed into a coldspot since 2011/12, while provision has also closed in N Ireland, East Anglia, the South Coast, Cumbria and E Yorkshire– along with sparse provision in the Midlands.

Key: multiple providers (orange), single providers (yellow), and no provision (white) within a 60km commutable distance

# THANK YOU

---

**MARKET AND STUDENT INSIGHT TEAM**

For any questions, please contact: Lauren Bramley ([lauren.bramley@manchester.ac.uk](mailto:lauren.bramley@manchester.ac.uk))