

Change in SHAPE subjects' provision in the UK (2011/12 – 2022/23)

[Presentation created by the **Market and Student Insight Team**]

Analysis and considerations

This summary report has been created using the British Academy's SHAPE Observatory interactive tool to analyse the provision of SHAPE subjects in UK higher education institutions.

Key considerations:

1. Time Frame: The data covers the academic years from 2011/12 to 2022/23

2. Data Representation: The tool uses HESA data to show provision for first-year first degree UK-domiciled students aged 20 and under. The tool uses Full-Person Equivalent (FPE) rather than headcount to represent student engagement in courses. Data includes joint honours courses, with the equivalent FPE divided between relevant subjects.

3. The analysis covers two dimensions:

- **Higher education providers:** The maps show how the demand of SHAPE subjects has changed over time, highlighting providers recording low/no change in student FPE, providers recording an increase in student FPE, and providers recording a decrease.
- **Regional spread of provision:** The maps show how the regional distribution of SHAPE subject provision has changed over time, highlighting areas with multiple providers, single providers, and no provision within a 60km commutable distance.

Social Policy

Significant increase in the total demand of first-year degree UK-domiciled students aged 20 or under and number of providers for 'Social Policy'

| Change in demand of first-year degree UK-domiciled students aged 20 or under | 2011/12 | 2022/23 | Change in FPE (#) | Change in FPE (%) |
|--|-------------|-----------|-------------------|-------------------|
| <u>Subject</u> : Social Policy | 1.4K | 4k | +2.7k | +194% |

| Change in number of providers offering courses in subject | 2011/12 | 2022/23 | Change in providers (#) | Change in providers (%) |
|---|-----------|-----------|-------------------------|-------------------------|
| <u>Subject</u> : Social Policy | 46 | 90 | +44 | +95% |

- **Total demand:** There has been a significant increase in the total demand for 'Social Policy' with an increase of 194% student FPE from 1,400 in 2011/12 to 4,000 in 2022/23.
- **Providers:** In line with an increase in demand, there has been an increase in providers offering Social Policy, with nearly double the number of providers in the market in 2022/23 when compared to 2011/12, making the subject widely taught across UK higher education.

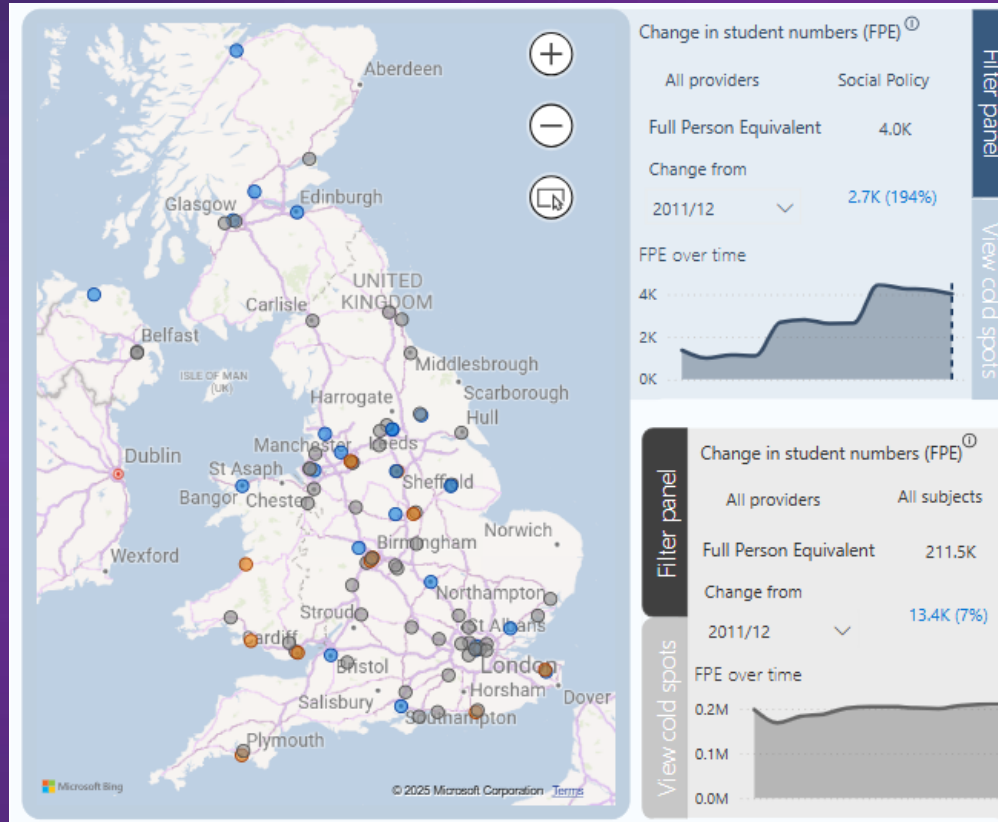
Demand and provision for Social Policy has grown significantly since 2011/12, however high tariff institutions are those that have seen a decrease in registrations.

These maps show change in demand of first-year degree UK-domiciled students aged 20 and under by provider for the subject group 'Social Policy' vs. all.

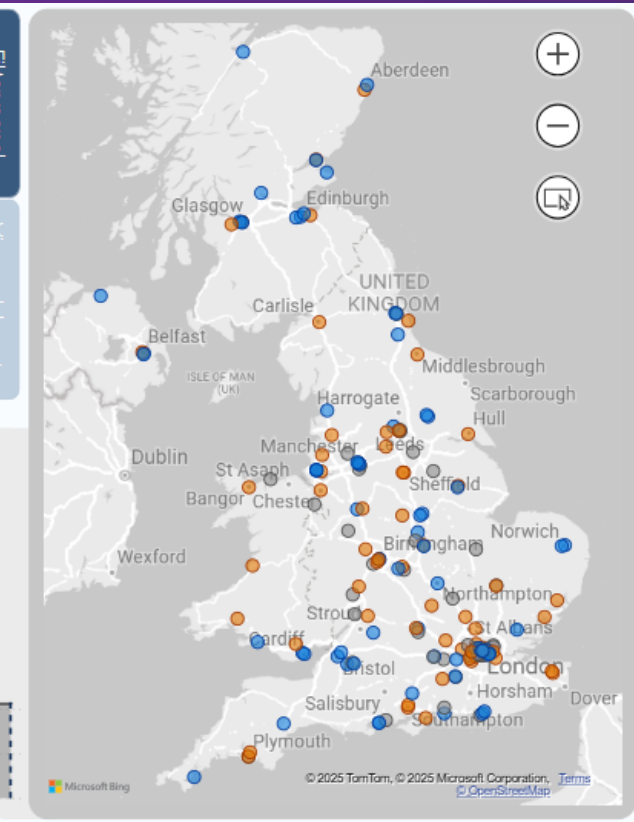
- Greater increase in FPE for Social Policy in comparison to all subjects. FPE numbers have increased by 194% for Social Policy since 2011/12, in comparison to a 7% increase in FPE overall.
- Providers with an above average tariff tend to be those that have seen decreases in student numbers since 2011/12. The provider that has seen the largest fall is the University of Salford (-45 FPE since 2011/12).
- The University of Bristol and Derby University have seen the largest growth in student numbers in Social Policy since their courses began.
- Nottingham Trent University is the largest institution in the subject area, with 225 FPE registrations in 2022/23
- UoM has since an increase of 5 students in Social Policy since the course began in 2016, and in 2022/23 had 10 students enrolled.

Higher education providers

Social Policy



All subjects



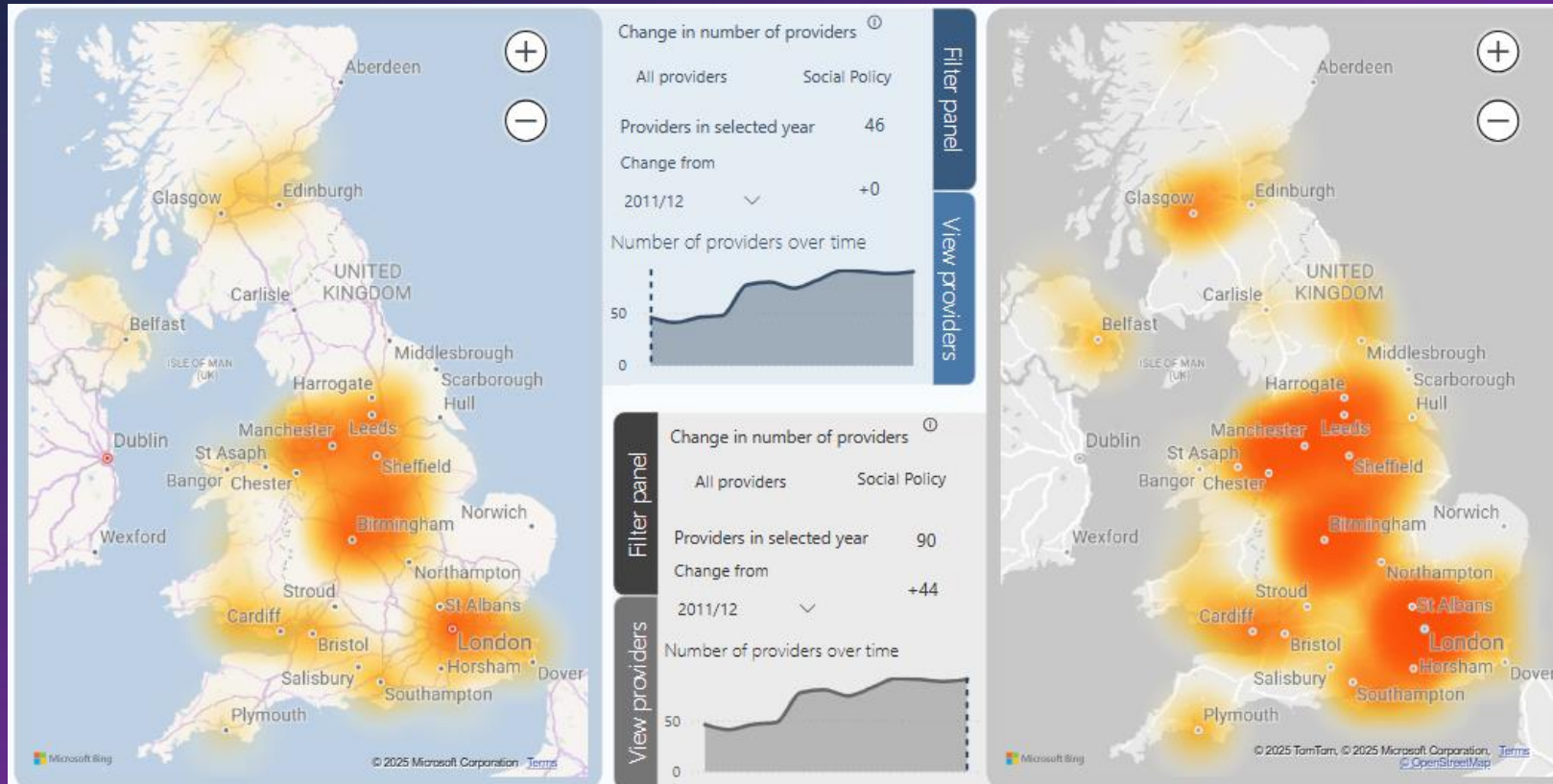
Key: Low/no change in student FPE (grey), Increase in student FPE (blue), Decrease in student FPE (orange)

The regional spread of provision for Social Policy has changed considerably, with more hot spots across the UK in comparison to 2011/12.

Regional spread of provision: Social Policy

2011/12

2022/23



These maps show how the regional distribution of 'Social Policy' subject provision has increased over time for first-year degree UK-domiciled students aged 20 and under.

- There has been nearly a doubling in the number of providers offering the subject.
- Growth has mainly occurred in London and South-East England, along with growth across the Southwest, North-East and Scotland's Central Belt.
- **Hot spots:** London and Southeast England are major hot spots for Social Policy provision, along with the major conurbations of the Midlands and the North-West.
- **Cold spots:** Cold spots remain in rural areas, although provision has opened in Cumbria since 2011/12. East Anglia (Norwich) remains a significant cold spot.

Key: multiple providers (orange), single providers (yellow), and no provision (white) within a 60km commutable distance

THANK YOU

MARKET AND STUDENT INSIGHT TEAM

For any questions, please contact: Lauren Bramley (lauren.bramley@manchester.ac.uk)