

Change in SHAPE subjects' provision in the UK (2011/12 – 2022/23)

[Presentation created by the **Market and Student Insight Team**]

Analysis and considerations

This summary report has been created using the British Academy's SHAPE Observatory interactive tool to analyse the provision of SHAPE subjects in UK higher education institutions.

Key considerations:

1. Time Frame: The data covers the academic years from 2011/12 to 2022/23

2. Data Representation: The tool uses HESA data to show provision for first-year first degree UK-domiciled students aged 20 and under. The tool uses Full-Person Equivalent (FPE) rather than headcount to represent student engagement in courses. Data includes joint honours courses, with the equivalent FPE divided between relevant subjects.

3. The analysis covers two dimensions:

- **Higher education providers:** The maps show how the demand of SHAPE subjects has changed over time, highlighting providers recording low/no change in student FPE, providers recording an increase in student FPE, and providers recording a decrease.
- **Regional spread of provision:** The maps show how the regional distribution of SHAPE subject provision has changed over time, highlighting areas with multiple providers, single providers, and no provision within a 60km commutable distance.



The University of Manchester

History

'History' has recorded a significant decline in demand (-29% student FPE since 2011/12) even though provision has remained mostly constant as it is a widely taught subject

Change in demand of first-year degree UK-domiciled students aged 20 or under	2011/12	2022/23	Change in FPE (#)	Change in FPE (%)
<u>Subject</u> : History	11,400	8,045	-3,355	-29%

Change in number of providers offering courses in subject	2011/12	2022/23	Change in providers (#)	Change in providers (%)
<u>Subject</u> : History	101	99	-2	-2%

- **Total demand:** There has been a considerable decrease in the total demand of first-year first degree UK-domiciled students aged 20 and under for 'History' with a progressive reduction year-on-year totalling to -29% student FPE from 11,400 in 2011/12 to 8,045 in 2022/23.
- **Providers:** Despite a considerable decrease in demand, provision has remained mostly constant with only a reduction of 2 providers in the market in 2022/23 compared to 2011/12.

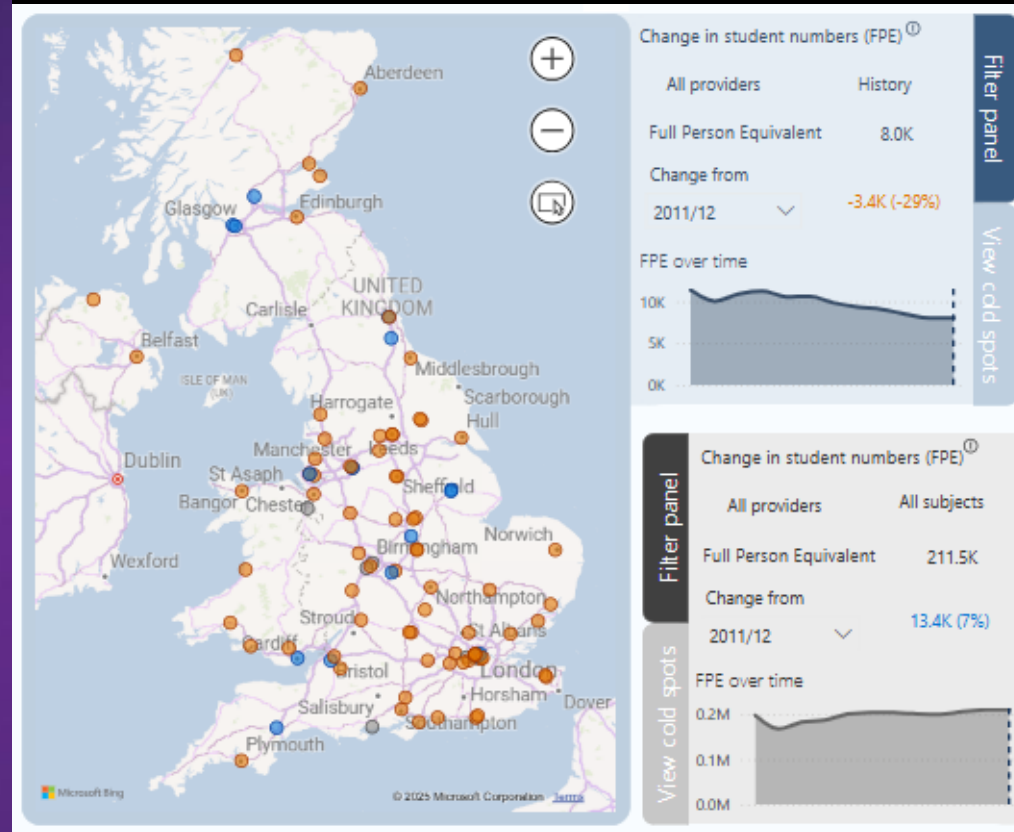
Decrease in demand for 'History' has been more significant amongst non-RG providers, with half of RG providers recording slight growth

These maps show change in demand of first-year degree UK-domiciled students aged 20 and under by provider for the subject group 'History' vs. all.

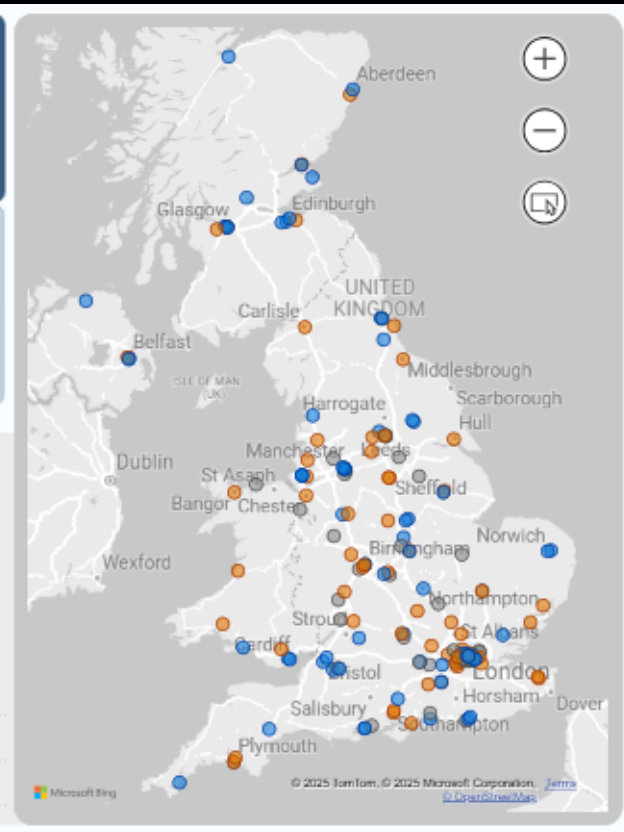
- The considerable decrease in the total demand for 'History' (reduction of 29% student FPE since 2011/12) has been generally more significant amongst non-RG providers, with majority recording a decline in demand.
- The only non-RG providers recording slight growth since 2011/12 are: The University of Stirling, Strathclyde, Loughborough, Lincoln, and Bishop Grosseteste University.
- RG has outpaced the broader declining trends for 'History' with 12 providers recording increase in student FPE: Glasgow (+80), Durham (+10), Newcastle (+15), Liverpool (+20), UoM (+35), Warwick (+15), Cardiff (+115), Exeter (+80), Bristol (+75), Queen Mary of London (+70), LSE (+55), and Kings (+65).

Higher education providers

History



All subjects

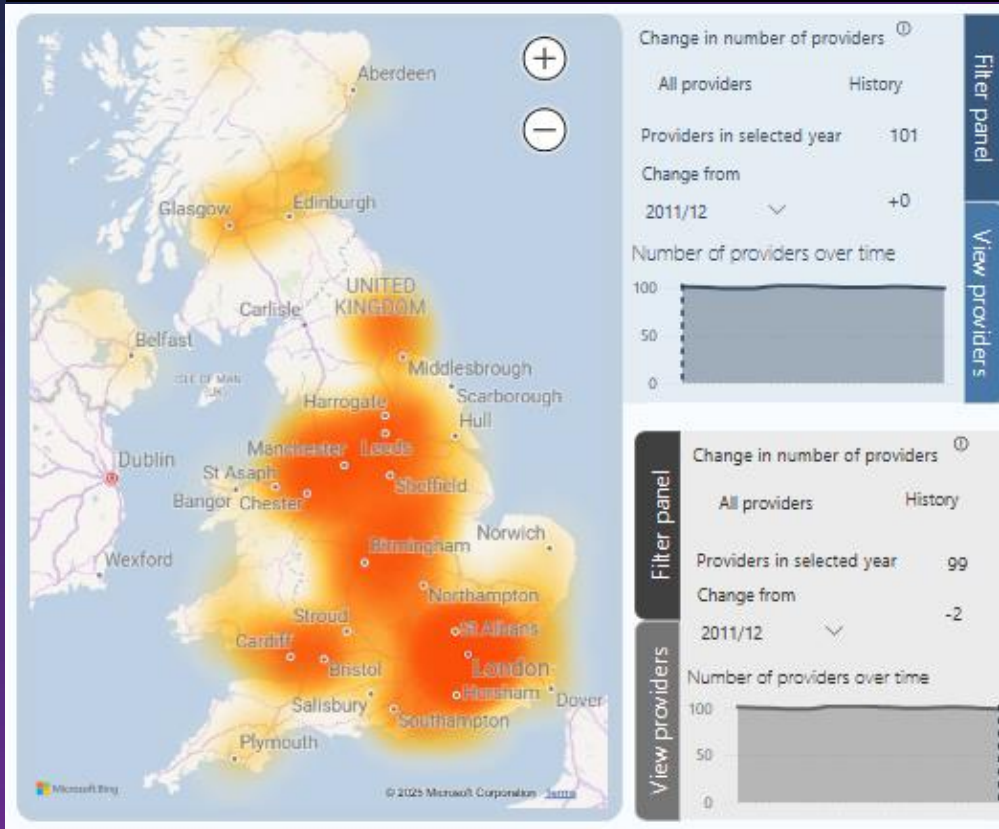


Key: Low/no change in student FPE (grey), Increase in student FPE (blue), Decrease in student FPE (orange)

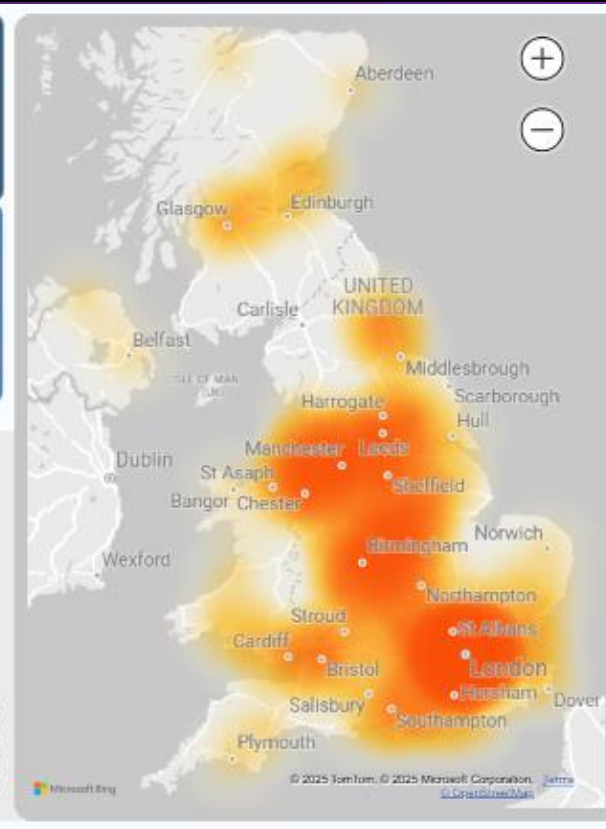
The regional spread of provision for 'History' has remained mostly constant since 2011/12, with majority of regions in England as hot spots

Regional spread of provision: History

2011/12



2022/23



These maps show how the regional distribution of 'History' subject provision has changed over time for first-year degree UK-domiciled students aged 20 and under.

- Overall, 'History' provision has remained mostly constant (-2 providers in 2022/23 vs. 2011/12), meaning there has been little regional change to the spread of provision.
- **Hot spots:** Majority of regions in England are hot spots with multiple providers offering courses in 'History': London and Southeast, The Midlands, North West and North East. There has been a decrease in provision in The North Midlands and South Wales even though these areas are still classed as hot spots.
- **Cold spots:** 'History' is a widely taught subject therefore there are few cold spots in the UK, with only Cumbria and areas of Wales and Scotland having more limited provision, in line with general trends across all subjects.. Provision in Scotland is limited to single providers in key areas: Glasgow, Edinburgh, Aberdeen, and the Highlands.

Key: multiple providers (orange), single providers (yellow), and no provision (white) within a 60km commutable distance

THANK YOU

MARKET AND STUDENT INSIGHT TEAM

For any questions, please contact: Alexandra Martin Hernandez alexandra.martinhernandez@manchester.ac.uk