

Change in SHAPE subjects' provision in the UK (2011/12 – 2022/23)

[Presentation created by the **Market and Student Insight Team**]

Analysis and considerations

This summary report has been created using the British Academy's SHAPE Observatory interactive tool to analyse the provision of SHAPE subjects in UK higher education institutions.

Key considerations:

1. Time Frame: The data covers the academic years from 2011/12 to 2022/23

2. Data Representation: The tool uses HESA data to show provision for first-year first degree UK-domiciled students aged 20 and under. The tool uses Full-Person Equivalent (FPE) rather than headcount to represent student engagement in courses. Data includes joint honours courses, with the equivalent FPE divided between relevant subjects.

3. The analysis covers two dimensions:

- **Higher education providers:** The maps show how the demand of SHAPE subjects has changed over time, highlighting providers recording low/no change in student FPE, providers recording an increase in student FPE, and providers recording a decrease.
- **Regional spread of provision:** The maps show how the regional distribution of SHAPE subject provision has changed over time, highlighting areas with multiple providers, single providers, and no provision within a 60km commutable distance.

Education

Increase in UK providers offering Education-related courses (+10 additional providers) despite a considerable decrease in the total demand (-31% student FPE)

Change in demand of first-year degree UK-domiciled students aged 20 or under	2011/12	2022/23	Change in FPE (#)	Change in FPE (%)
Subject : Education	13,475	9,260	-4,215	-31%
Education	6,540	3,270	-3,270	-50%
Teacher-training (first degree)	6,935	5,995	-940	-14%

Change in number of providers offering courses in subject	2011/12	2022/23	Change in providers (#)	Change in providers (%)
Subject : Education	91	101	+10	+11%
Education	78	90	+12	+15%
Teacher-training (first degree)	68	67	-1	-1.5%

- **Total demand:** There has been a considerable decrease in the total demand of first-year first degree UK-domiciled students aged 20 and under for 'Education' with a reduction of 31% student FPE from 13,475 in 2011/12 to 9,260 in 2022/23.
- When looking at the subject groups within 'Education', this decrease is more notable in courses classed under general group 'Education' (-50% student FPE decrease) vs. teacher-training courses (-14% student FPE decrease). Demand for both subject groups used to be comparable in 2011/12, whereas there was higher demand for 'Teacher-training' courses than 'Education' in 2022/23.
- **Providers:** Despite a considerable decrease in demand, there has been a slight increase in providers offering Education courses, with ten more in the market in 2022/23 compared to 2011/12.

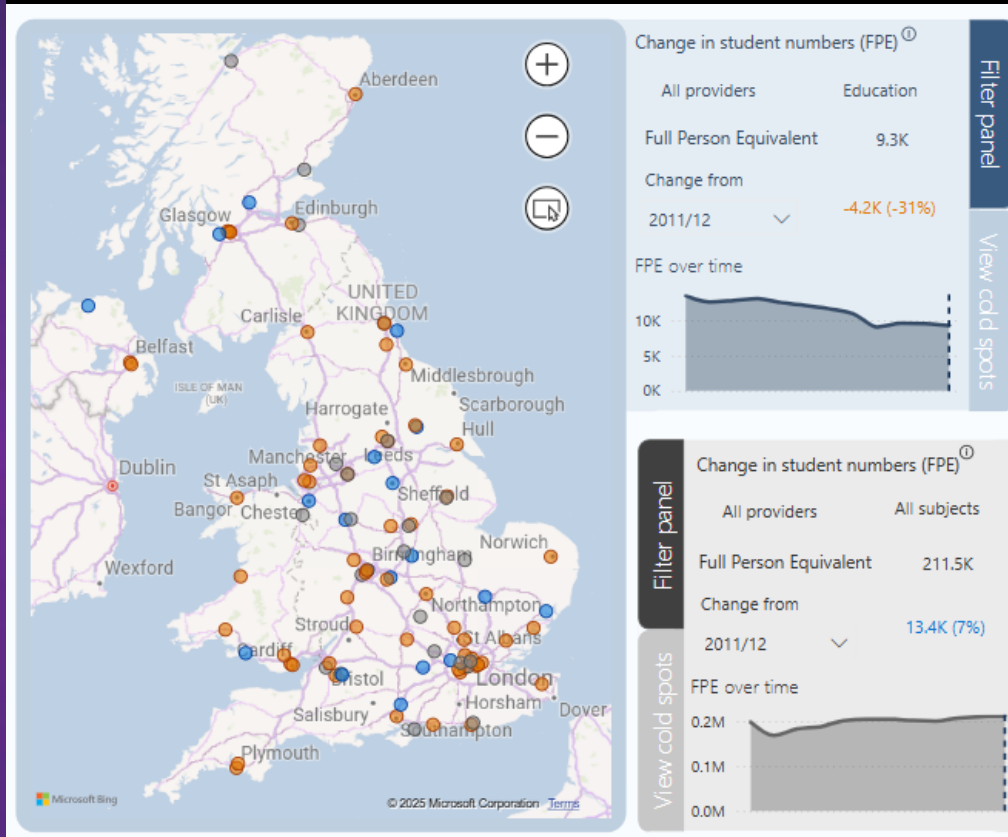
Decrease in demand for 'Education' has been recorded across most providers, despite an overall increase in student FPE for all subjects

These maps show change in demand of first-year degree UK-domiciled students aged 20 and under by provider for the subject group 'Education' vs. all.

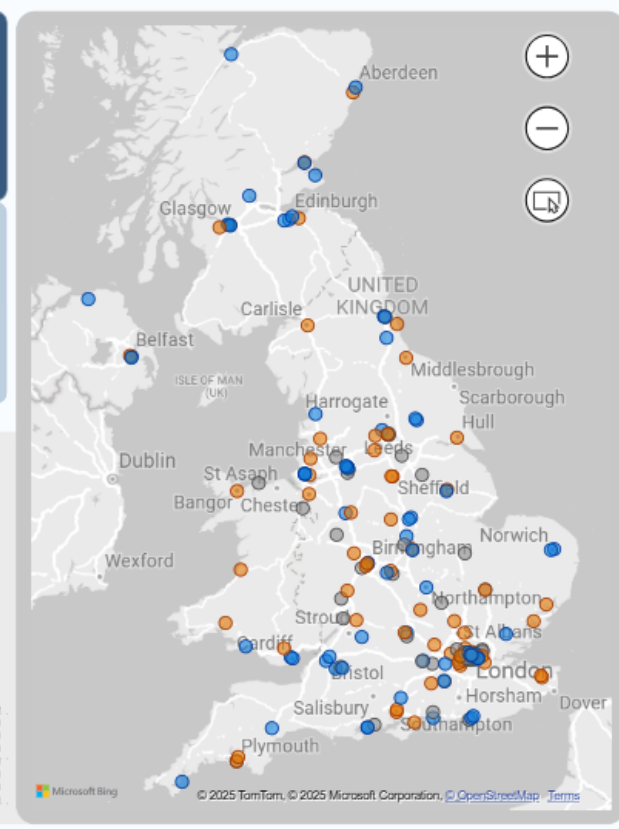
- In line with the considerable decrease in the total demand for 'Education' (reduction of 31% student FPE since 2011/12), there has been predominantly a decline in student FPE for 'Education' compared to 'All subjects' across providers.
- Increase in student FPE for 'Education' has been recorded mainly by non-RG providers, evenly spread across regions. The only RG institutions recording slight growth since 2011/12 are York (+10 student FPE) and Cambridge (+15 student FPE).
- UoM recorded low/no change in student FPE during this period.
- Any observed growth in Education overall has been largely driven by non-RGs, seeing an increase in demand for teacher-training programmes

Higher education providers

Education



All subjects

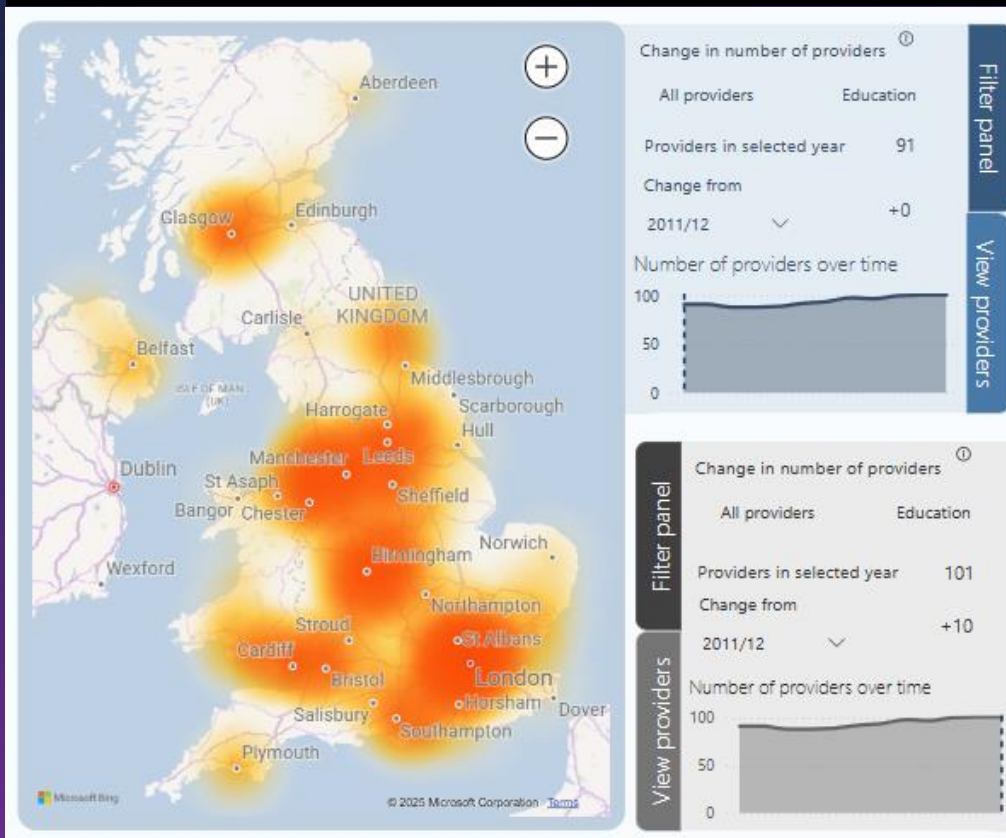


Key: Low/no change in student FPE (grey), Increase in student FPE (blue), Decrease in student FPE (orange)

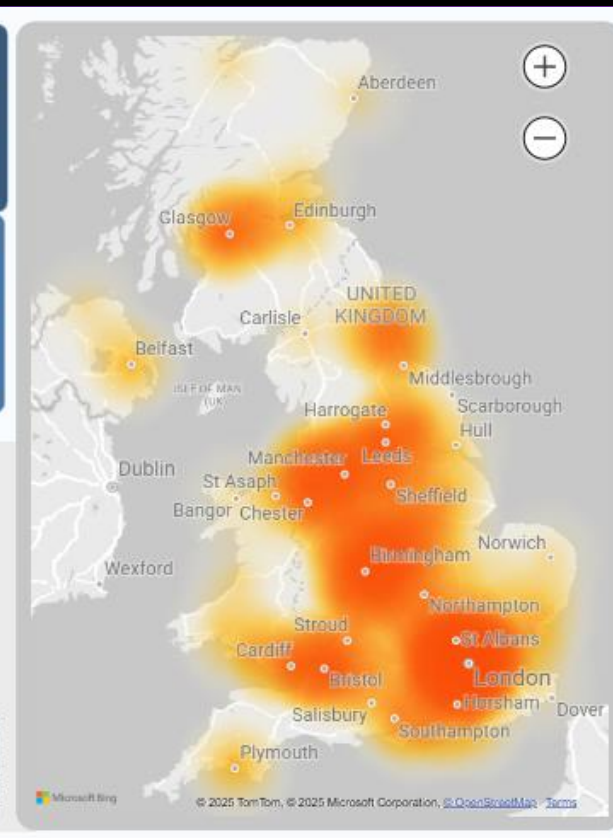
'Education' is a widely taught subject so the regional spread of provision has remained steady over time, with a slight increase in offering in Scotland and North-East

Regional spread of provision: Education

2011/12



2022/23



These maps show how the regional distribution of 'Education' subject provision has changed over time for first-year degree UK-domiciled students aged 20 and under.

- There has been a slight increase in the number of providers offering the subject since 2011/12 (+10 providers), mostly creating further access to 'Education' courses in Scotland and North-East.
- **Hot spots:** Overall, provision for 'Education' courses is well distributed across the UK with most areas classed as hot spots, having multiple providers offering access to 'Education' courses. Provision has remained mostly steady over time, with minimal geographical changes since 2011/12.
- **Cold spots:** 'Education' is a widely taught subject therefore there are few cold spots in the UK. Cumbria and areas of Scotland have more limited provision; however, Glasgow and Edinburgh remain hot spots in Scotland.

Key: multiple providers (orange), single providers (yellow), and no provision (white) within a 60km commutable distance

THANK YOU

MARKET AND STUDENT INSIGHT TEAM

For any questions, please contact: Alexandra Martin Hernandez alexandra.martinhernandez@manchester.ac.uk