

National Confidential Inquiry

into Suicide and Safety
in Mental Health

Annual Report 2025:
Additional online data tables

Wales patient data 2012-2022

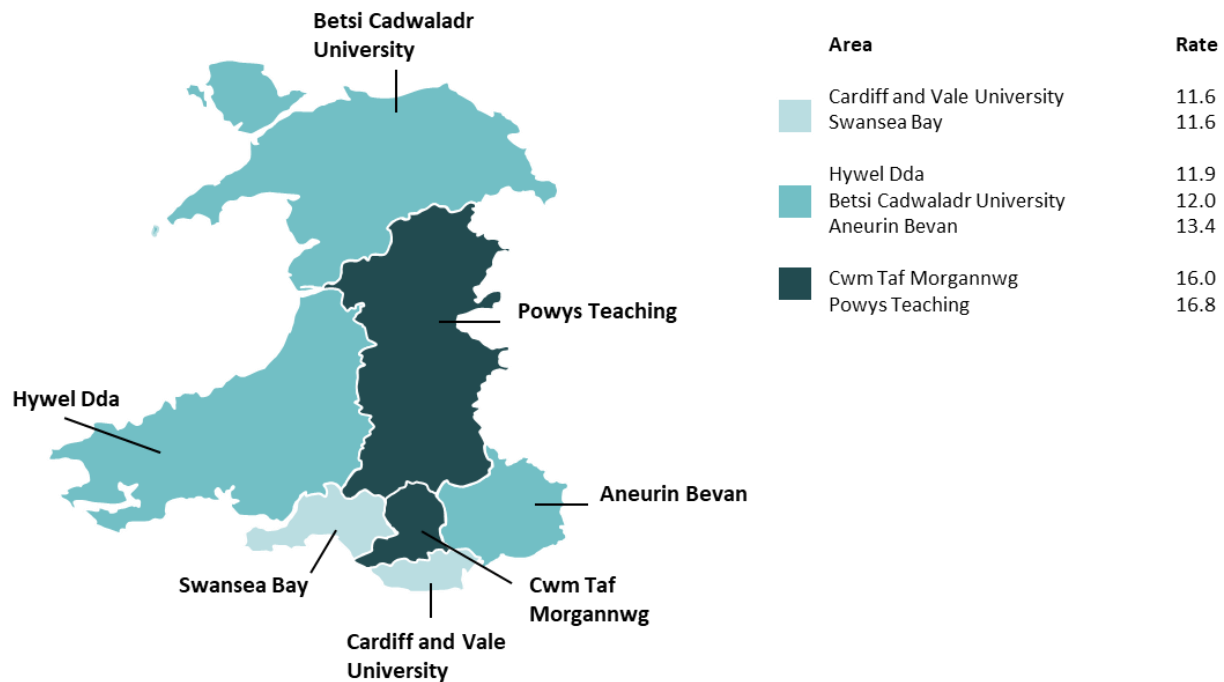
CONTENTS

1. SUICIDE RATES BY AREA OF RESIDENCE.....	3
2. NUMBER OF PATIENT SUICIDES.....	4
3. METHOD OF SUICIDE.....	5
4. SOCIAL AND CLINICAL CHARACTERISTICS.....	5
5. MENTAL HEALTH CARE.....	7
Patients recently discharged from in-patient care.....	8

Suicide in the general population in Wales

1. General population suicide rates, by area of residence

Figure 1: Rates of suicide per 100,000 population, by Health Board of residence (average rate 2020-2022)



Patients who died by suicide in Wales, 2012-2022

2. Number of patient suicides

Figure 2: Number of patient suicides in Wales

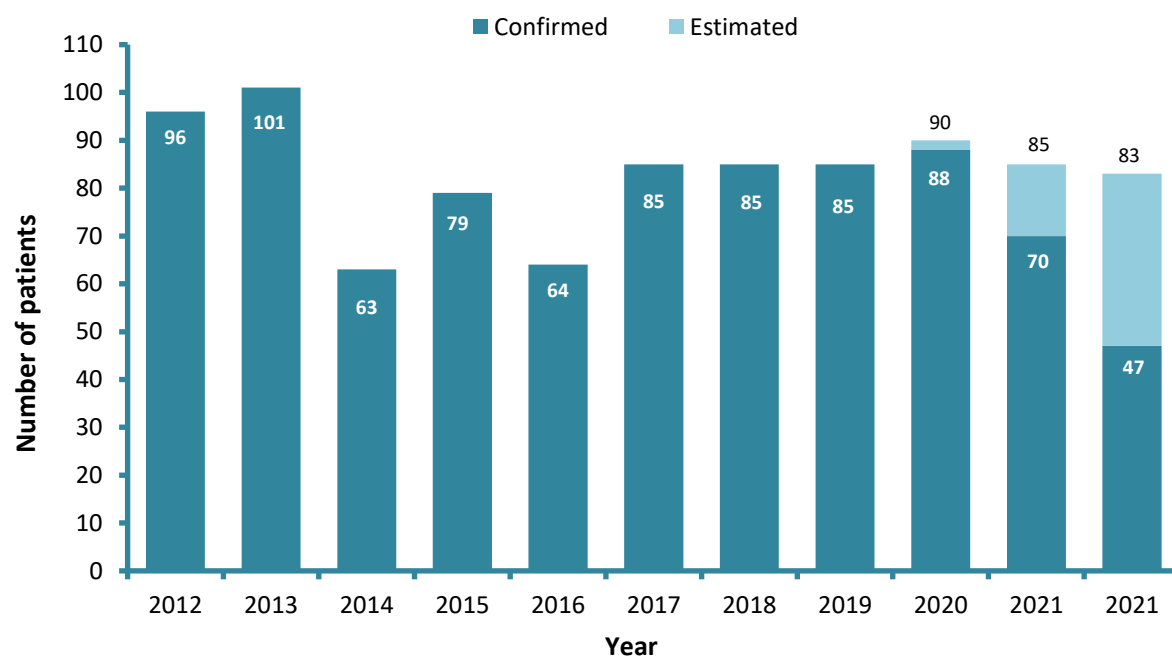
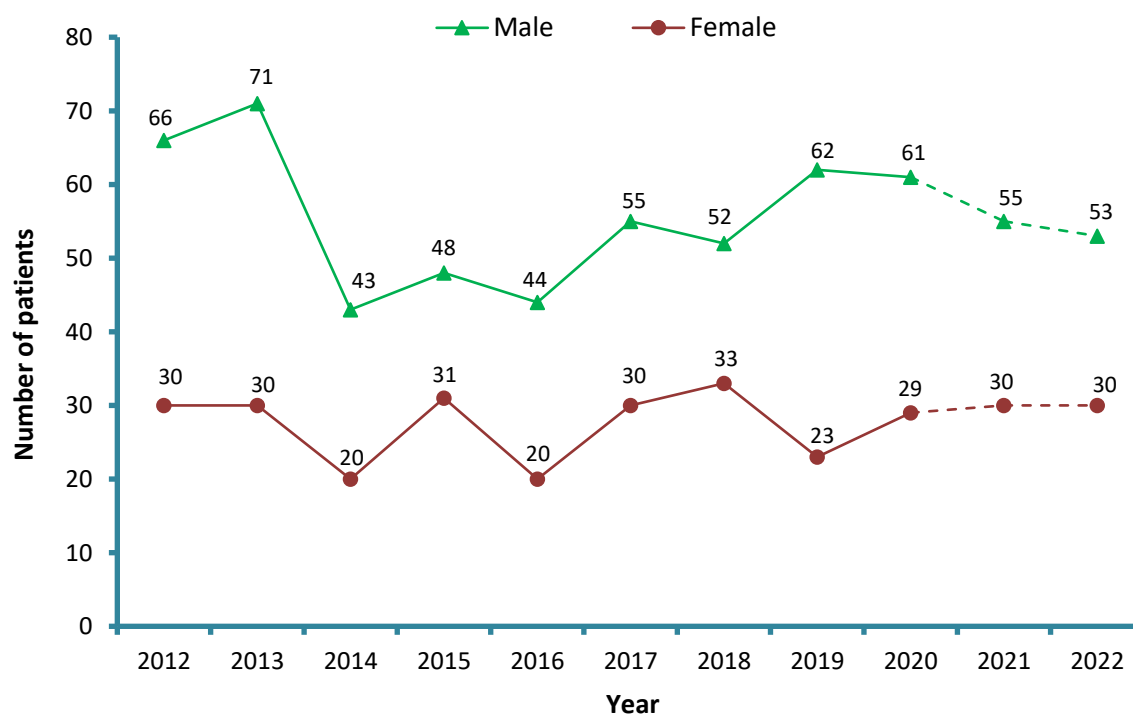
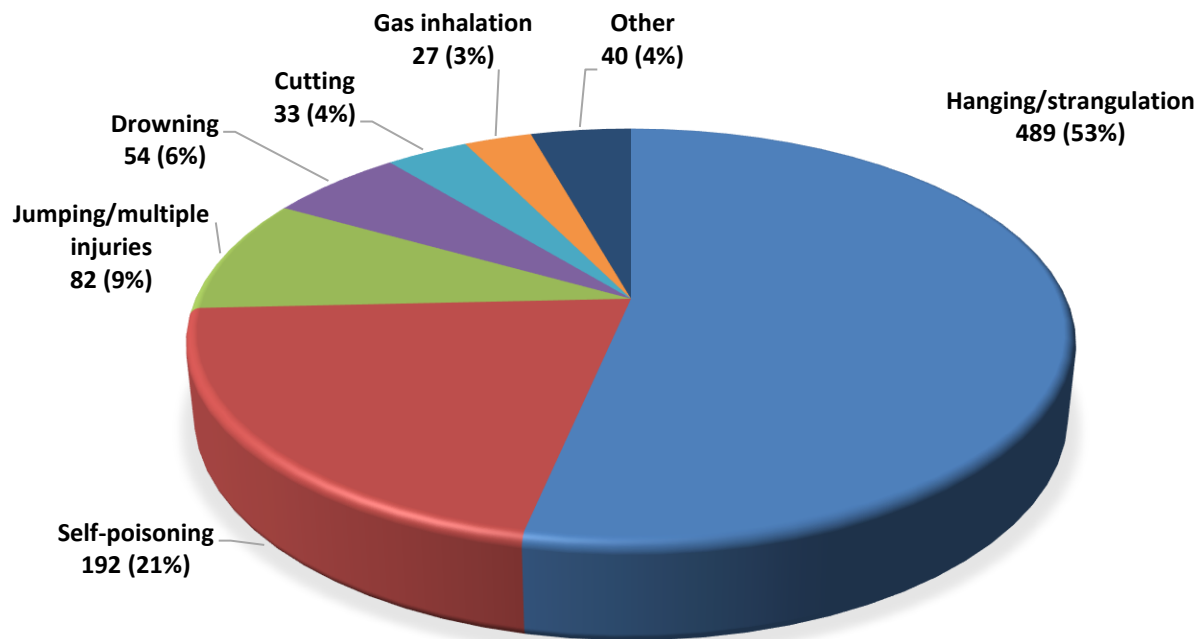


Figure 3: Number of patient suicides in Wales, by sex



3. Method of suicide

Figure 4: Patient suicide in Wales: main suicide methods



4. Social and clinical characteristics

Table 1: Sociodemographic characteristics of patients who died by suicide in Wales

Characteristic	Total=916 [†]	
	Number	%
Age: median (range)	45 (15-96)	
Aged under 18	9	1
Aged under 25 [†]	76	8
Male [†]	610	67
Not currently married	570	71
Living alone	357	44
Unemployed	377	48
On long-term sick leave	100	13
Ethnic minority group	20	2
Homeless	18	2
In the lowest 20% deprivation score [^]	212	25

[†] includes estimated figures in 2020-2022

[^]based on the Welsh Index of Multiple Deprivation (WIMD) 2019

Table 2: Clinical characteristics of patients who died by suicide in Wales

Characteristic	Total=916 [†]	
	Number	%
Any secondary diagnosis	506	59
Duration of illness (<12 months)	170	22
Any physical illness	208	26
First contact with mental health services:		
<12 months	182	22
>5 years	440	53
Last admission was a re-admission	69	16

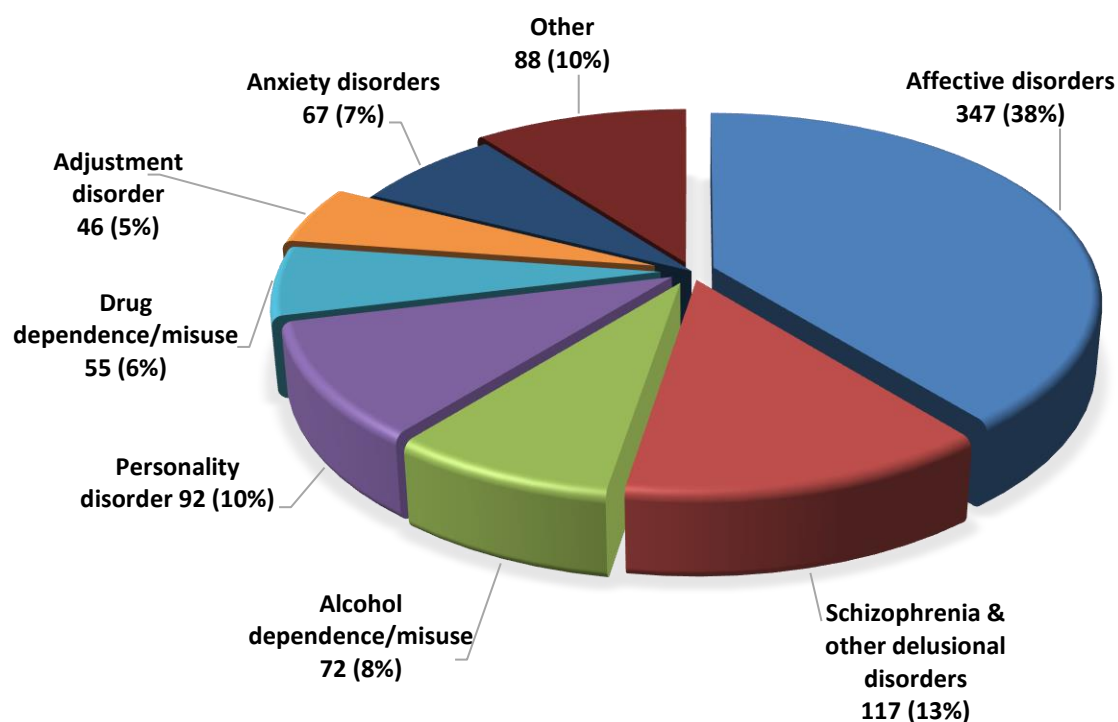
[†] includes estimated figures in 2020-2022

Table 3: Behavioural characteristics of patients who died by suicide in Wales

Characteristic	Total=916 [†]	
	Number	%
History of self-harm	519	63
History of violence	165	21
History of alcohol misuse [†]	415	48
History of drug misuse [†]	373	43
Suicide-related internet use	31	6

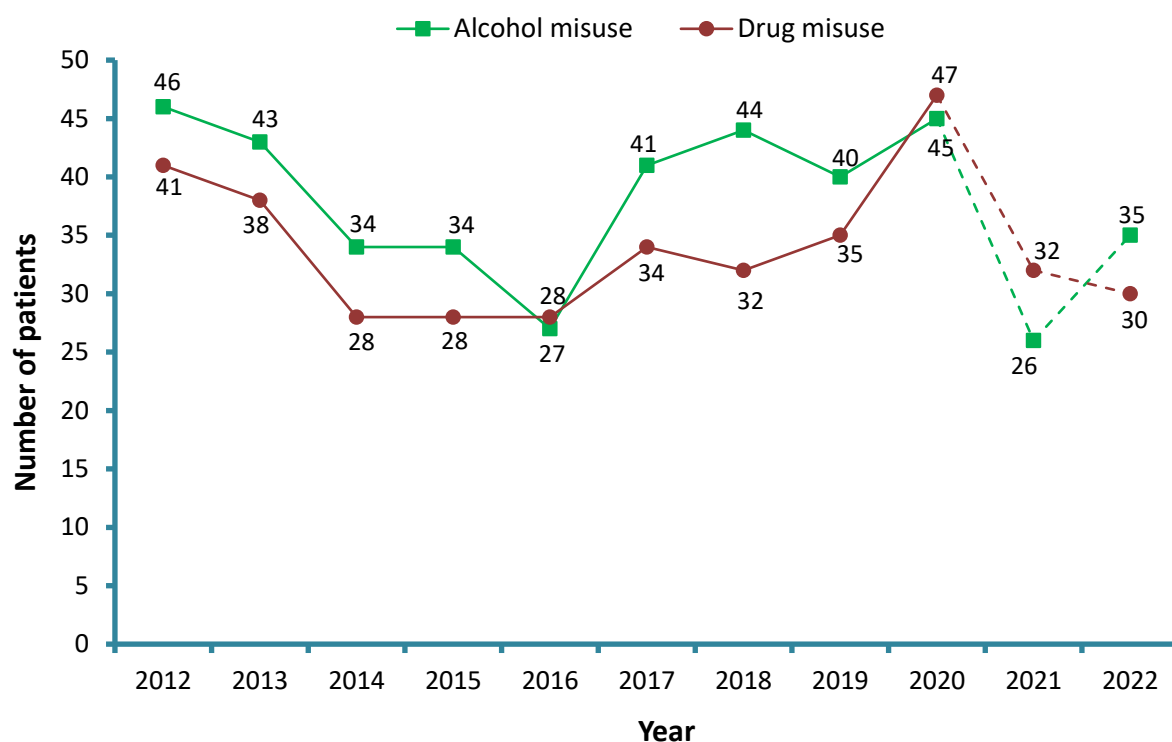
[†] includes estimated figures in 2020-2022

Figure 5: Patient suicide in Wales: primary psychiatric diagnosis



*"other" diagnoses include: eating disorders, learning disability, conduct disorder, autism spectrum disorder, somatisation disorder, ADHD, organic disorder, drug induced psychosis, dementia and other specified.

Figure 6: Patient suicide in Wales: number with a history of alcohol or drug misuse



5. Mental health care

Table 4: Service characteristics of patients who died by suicide in Wales

Characteristic	Total=916 [†]	
	Number	%
In-patient [†]	50	6
Recent (<3 months) discharge [†]	137	16
Under crisis resolution/home treatment services [†]	89	10
Missed last contact in previous month	164	21
Non-adherence with medication in previous month	102	13
Contact with services		
Last contact within 7 days of death	370	43
Short-term risk: low or none	673	89
Long-term risk: low or none	456	65

[†] includes estimated figures in 2020-2022

Patients recently discharged from in-patient care

Figure 7: Patient suicide in Wales: number who died within 3 months of in-patient discharge

