

National Confidential Inquiry

into Suicide and Safety
in Mental Health

Annual Report 2025:
Additional online data tables

Scotland patient data 2012-2022

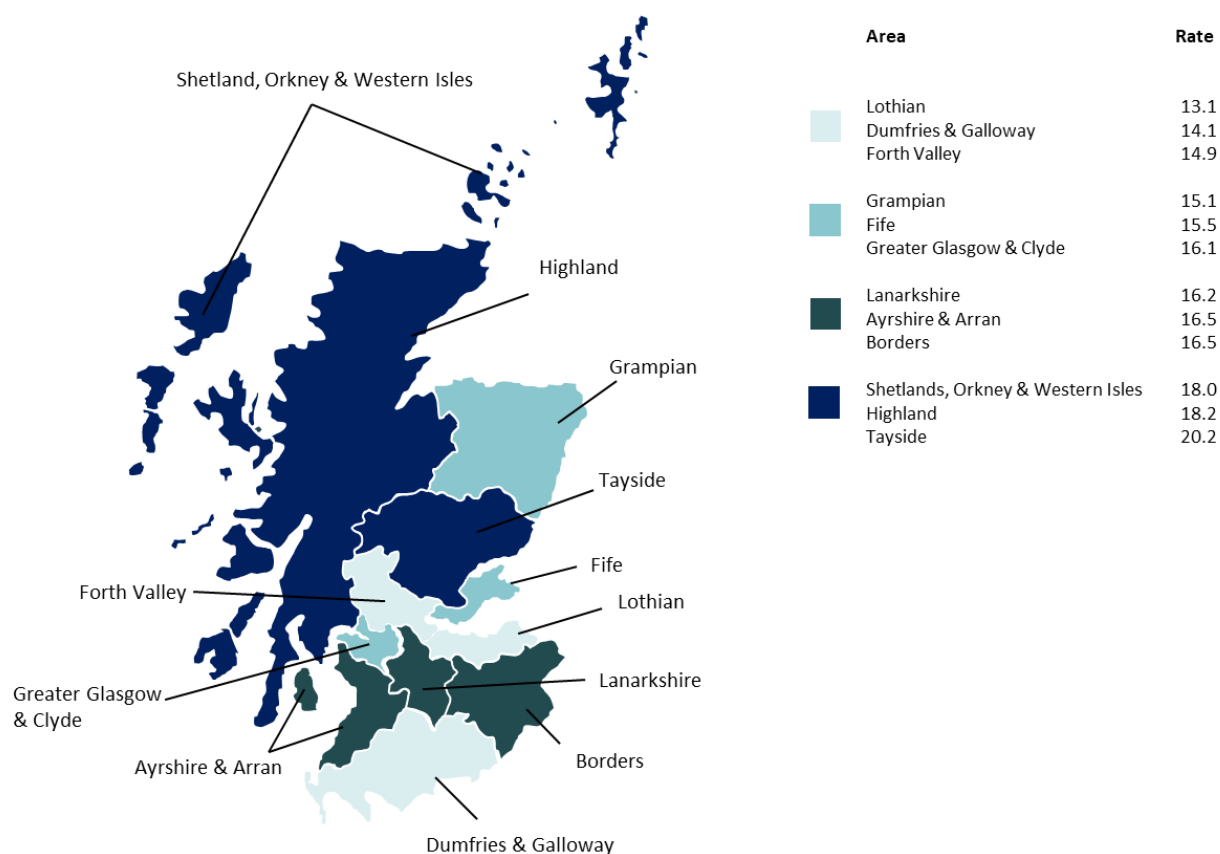
CONTENTS

1.	GENERAL POPULATION SUICIDE RATES BY AREA OF RESIDENCE.....	3
2.	NUMBER OF PATIENT SUICIDES.....	4
3.	METHOD OF SUICIDE.....	5
4.	SOCIAL AND CLINICAL CHARACTERISTICS.....	5
5.	MENTAL HEALTH CARE.....	7
	In-patient suicide.....	8
	Patients recently discharged from in-patient care.....	9

Suicide in the general population in Scotland

1. General population suicide rates by area of residence

Figure 1: Rates of suicide per 100,000 population, by NHS Health Board (average rate 2020-2022)



Note: rates have been colour coded by approximate quartile

Patients who died by suicide in Scotland, 2012-2022

2. Number of patient suicides

Figure 2: Number of patient suicides in Scotland

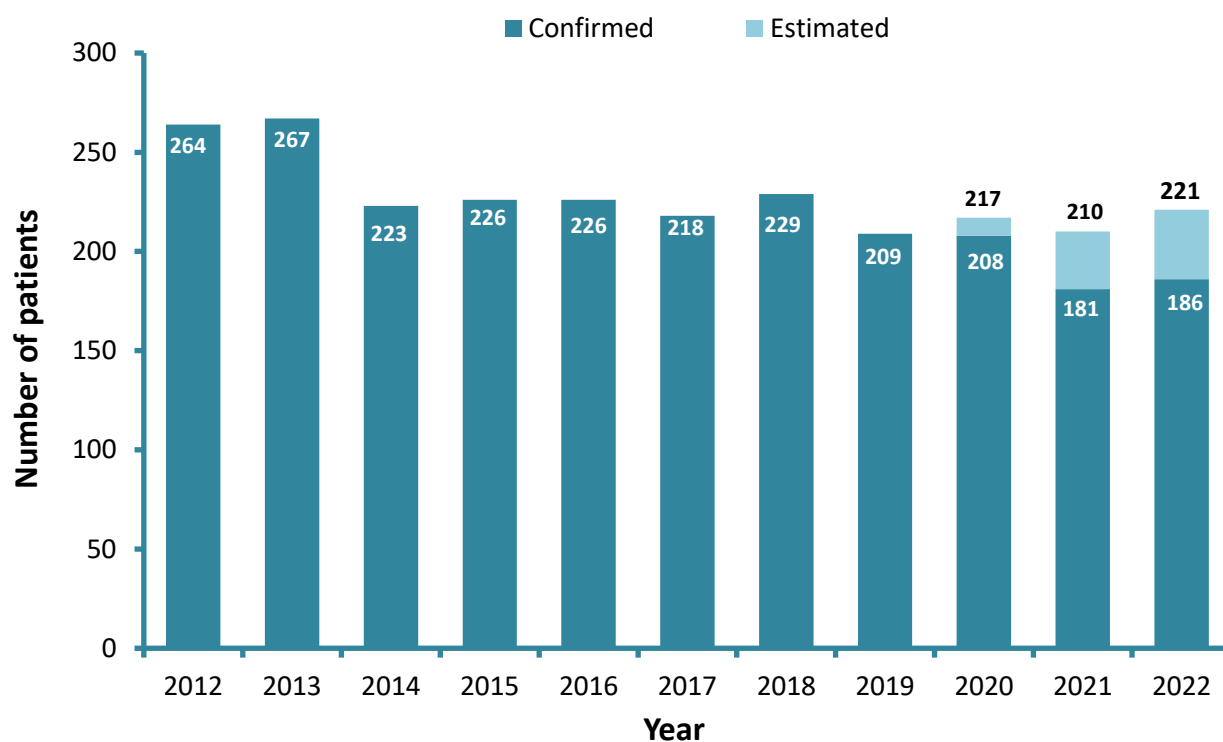
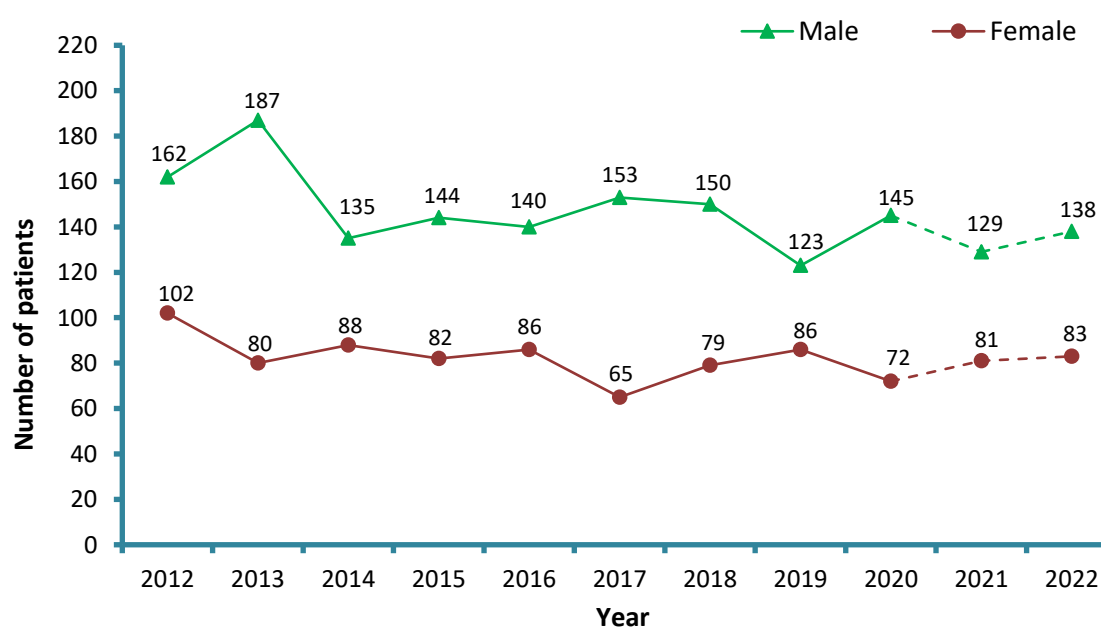
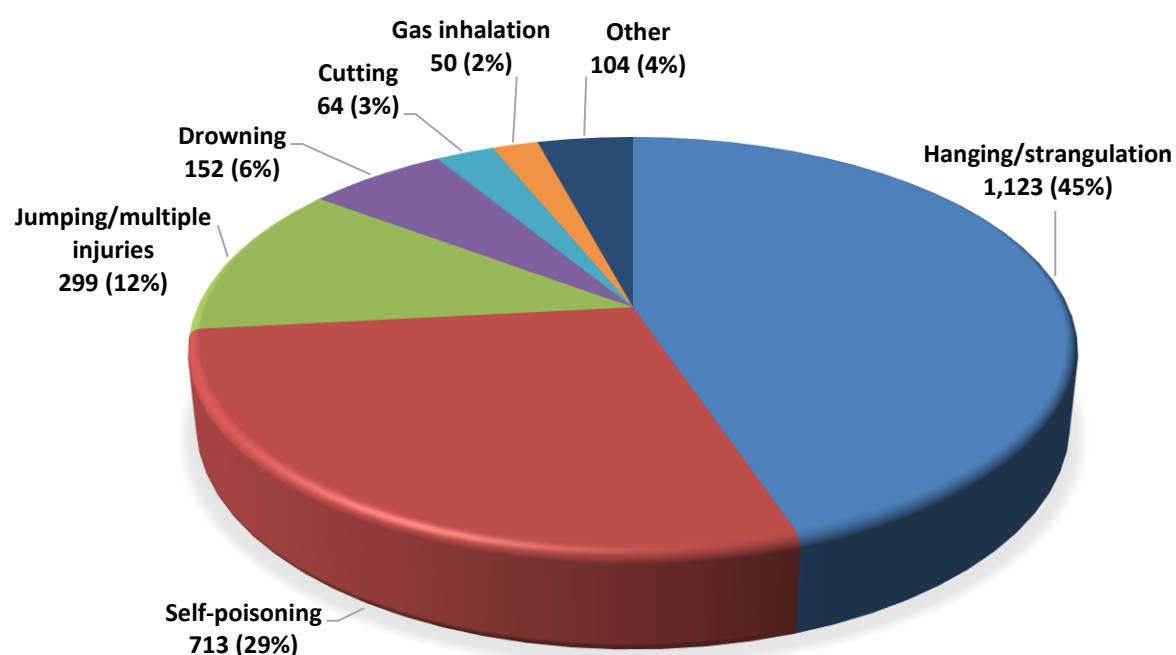


Figure 3: Number of patient suicides in Scotland, by sex



3. Method of suicide

Figure 4: Patient suicide in Scotland: main suicide methods



4. Social and clinical characteristics

Table 1: Socio-demographic characteristics of patients who died by suicide in Scotland

Characteristic	Total=2,510 [†]	
	Number	%
Age: median (range)	45 (11-94)	
Aged under 18 [†]	41	2
Aged under 25 [†]	214	9
Male [†]	1,606	64
Not currently married	1,672	76
Living alone	1,208	54
Unemployed	1,201	54
Long-term sick leave	236	11
Ethnic minority group	45	2
Homeless	52	2
In the lowest 20% deprivation score [^]	779	32

[†] includes estimated figures in 2020-2022

[^] Based on the Scotland Index of Multiple Deprivation (SIMD) 2020

Table 2: Clinical characteristics of patients who died by suicide in Scotland

Characteristic	Total=2,510 [†]	
	Number	%
Any secondary diagnosis	1,281	54
Duration of illness (<12 months)	313	15
First contact with mental health services:		
<12 months	383	16
>5 years	1,388	60
Last admission was a re-admission	146	13

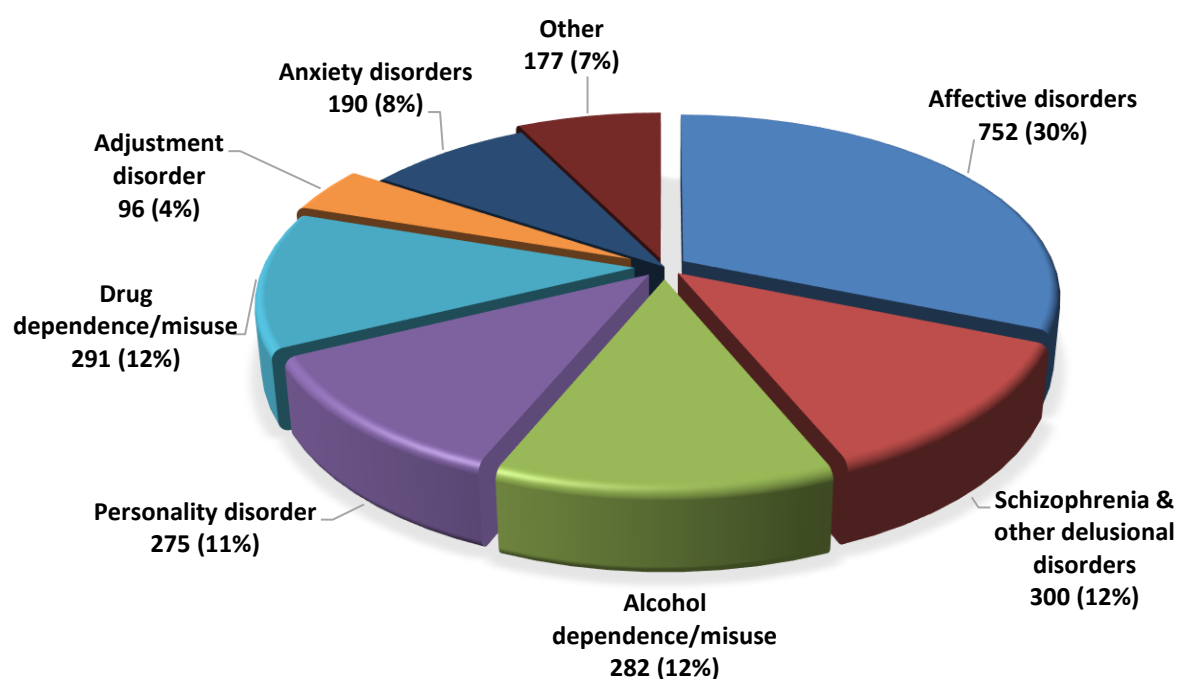
[†] includes estimated figures in 2020-2022

Table 3: Behavioural characteristics of patients who died by suicide in Scotland

Characteristic	Total=2,510 [†]	
	Number	%
History of self-harm	1,446	64
History of violence	440	21
History of alcohol misuse [†]	1,261	54
History of drug misuse [†]	1,114	47
Suicide-related internet use	77	6

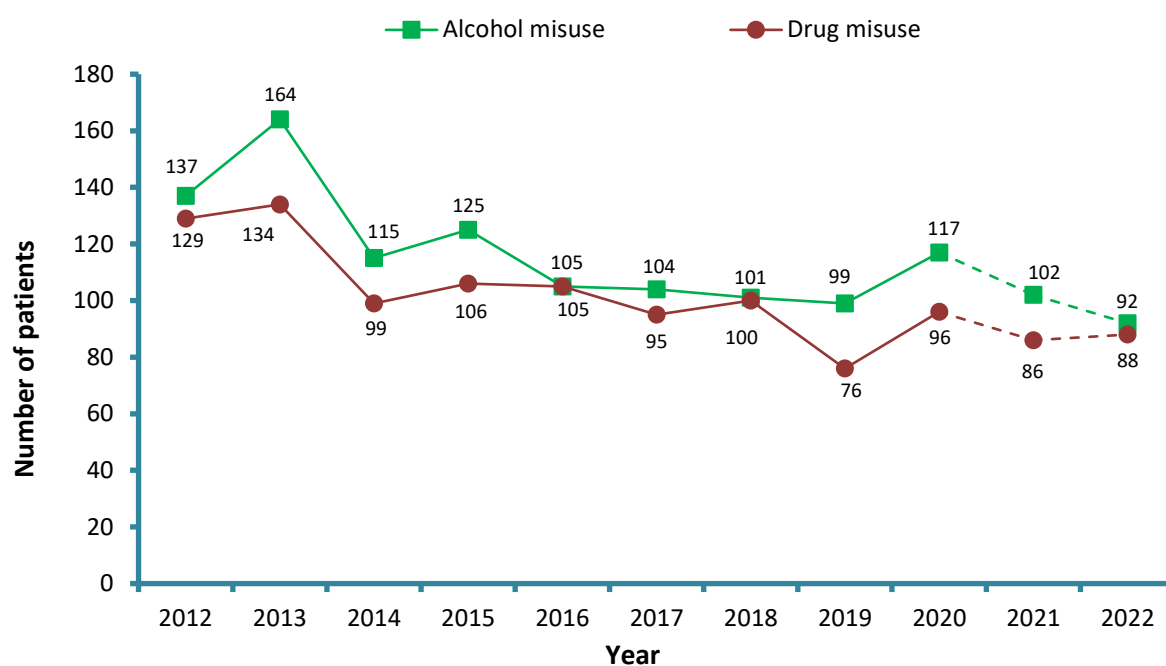
[†] includes estimated figures in 2020-2022

Figure 5: Patient suicide in Scotland: primary mental health diagnoses



*"other" diagnoses include: eating disorders, learning disability, conduct disorder, autism spectrum disorder, somatisation disorder, ADHD, organic disorder, drug induced psychosis, dementia and other specified.

Figure 6: Patient suicide in Scotland: number with a history of alcohol or drug misuse



5. Mental health care

Table 4: Service characteristics of patients who died by suicide in Scotland

Characteristic	Total=2,510 [†]	
	Number	%
In-patient [†]	139	6
Recent (<3 months) discharge [†]	311	13
Under crisis resolution/home treatment services [†]	161	7
Missed last contact in previous month	607	27
Non-adherence with medication in previous month	214	10
Contact with services		
Last contact within 7 days of death	940	39
Short-term risk: low or none	1,830	85
Long-term risk: low or none	1,242	60

[†] includes estimated figures in 2020-2022

In-patient suicide

Figure 7: Patient suicide in Scotland: number of mental health in-patients and rate of suicide per 10,000 admissions

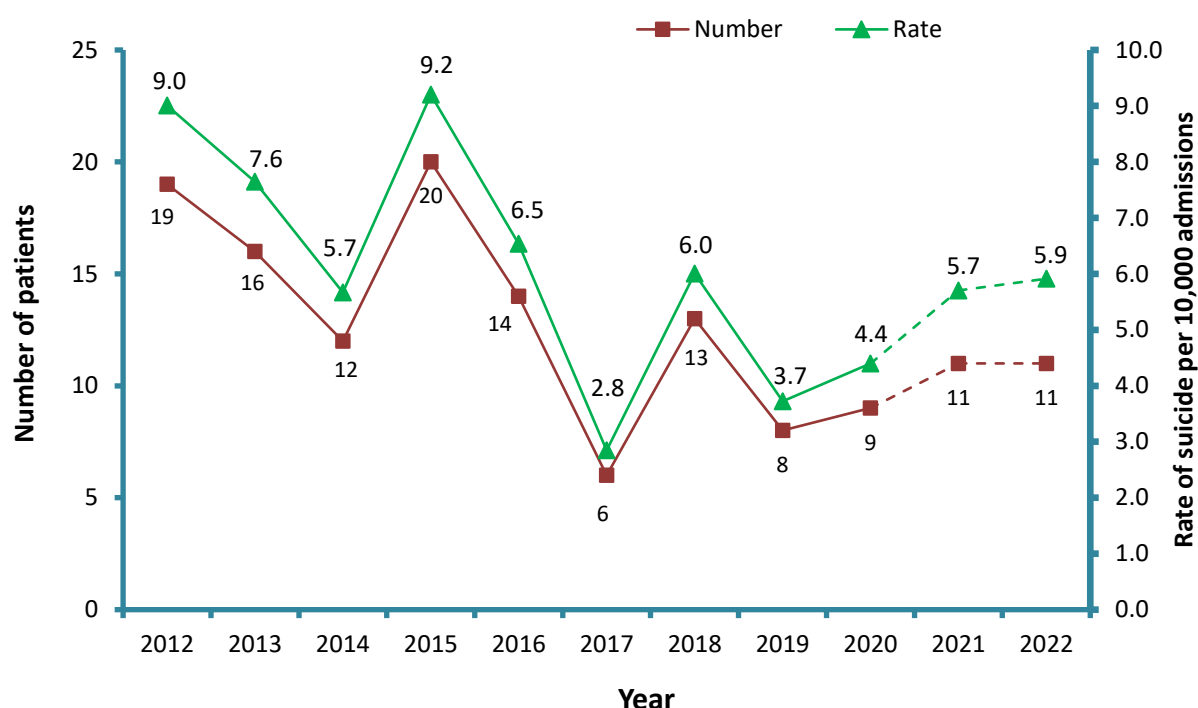


Table 5: Service characteristics of in-patients who died by suicide in Scotland

Characteristic	Total=139 [†]	
	Number	%
Died within a week of admission	34	24
Leave status:		
On the ward	54	42
On agreed leave	49	38
Off the ward without staff agreement or with agreement but failed to return	27	21
Detained under the MHA	43	31
Died within a local in-patient unit	106	82
Under medium/high level of observation	13	13
Short-term risk assessment viewed as low or none	81	64

[†] includes estimated figures in 2020-2022

MHA=Mental Health Act

Patients recently discharged from in-patient care

Figure 8: Patient suicide in Scotland: number who died within 3 months of in-patient discharge and rate of suicide per 10,000 discharges

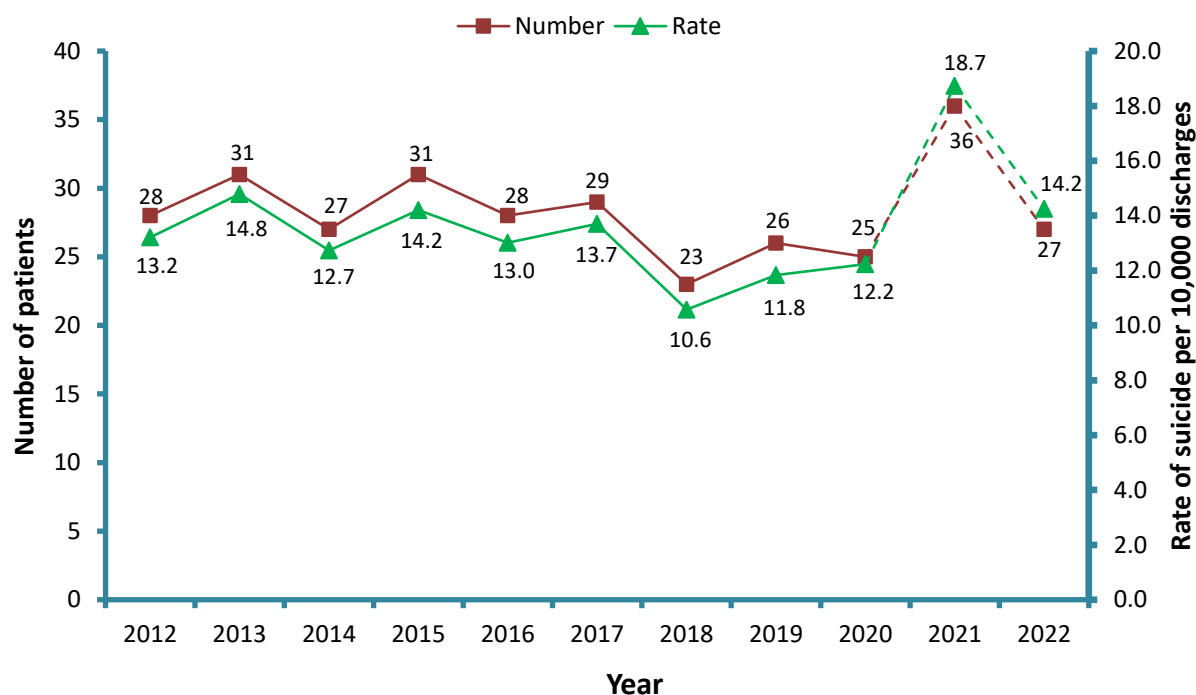


Figure 9: Patient suicide in Scotland: number per week following discharge (2012-2022)

