

MANCHESTER
1824

The University of Manchester



HQIP

Healthcare Quality
Improvement Partnership

National Confidential Inquiry

into Suicide and Safety
in Mental Health

Annual Report 2025:
Additional online data tables
Northern Ireland patient data 2012-2022

CONTENTS

1.	General population suicide rates, by area of residence.....	3
2.	Number of patient suicides	4
3.	Method of suicide	5
4.	Social and clinical characteristics of patients who died by suicide	5
5.	Mental health care.....	7

Suicide in the general population in Northern Ireland

1. General population suicide rates, by area of residence

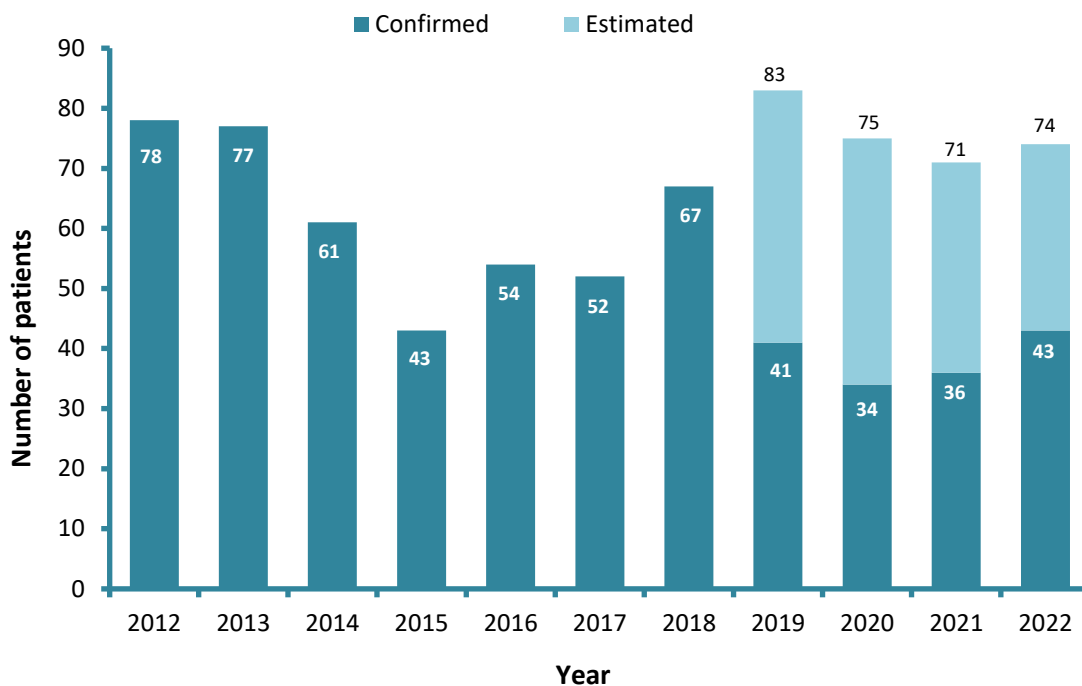
Figure 1: Rates of suicide per 100,000 population, by Health and Social Care Trust of residence (average rate 2020-2022)



Patients who died by suicide in Northern Ireland, 2012-2022

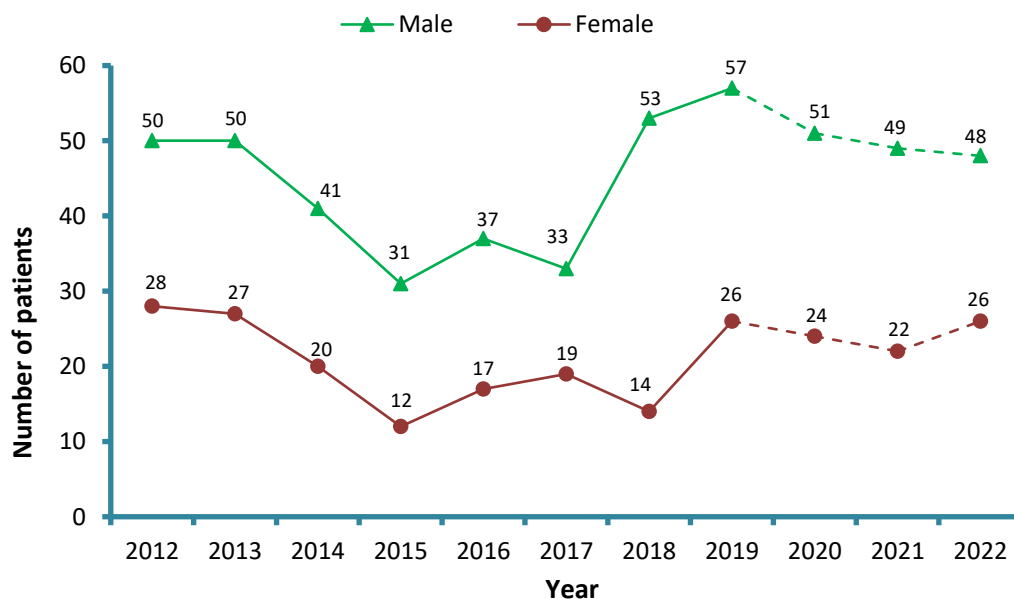
2. Number of patient suicides

Figure 2: Number of patient suicides in Northern Ireland



Note: data prior to 2015 are not directly comparable with those in 2015 onwards due to a [review of suicide statistics by the Northern Ireland Statistics Agency \(NISRA\)](#)

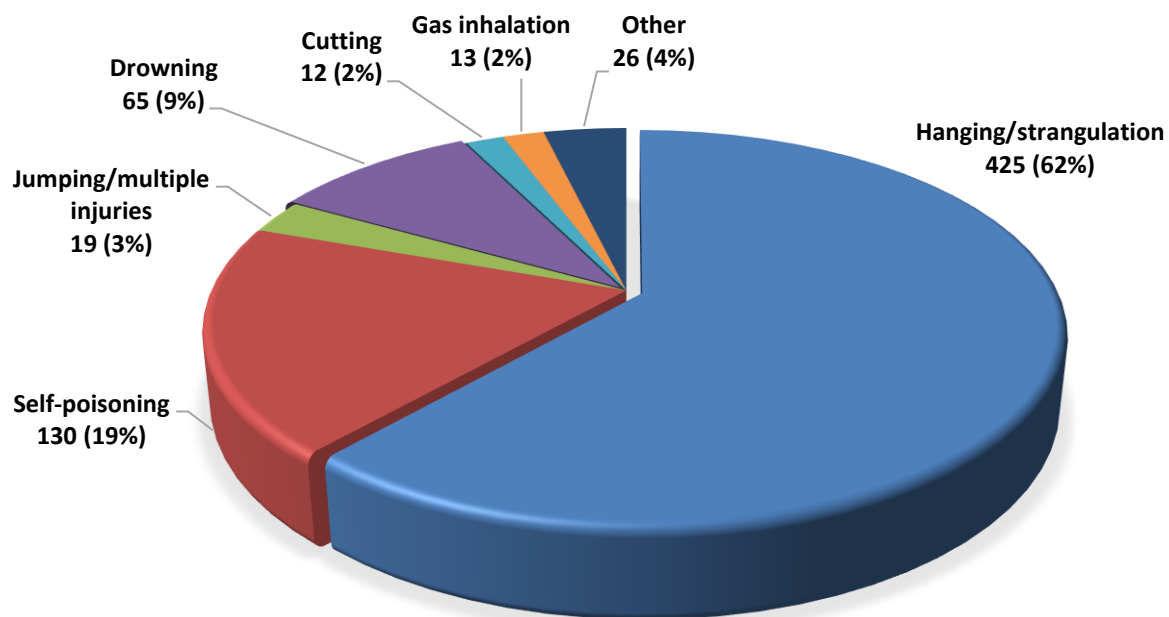
Figure 3: Number of patient suicides in Northern Ireland, by sex



Note: data prior to 2015 are not directly comparable with those in 2015 onwards due to a [review of suicide statistics by the Northern Ireland Statistics Agency \(NISRA\)](#)

3. Method of suicide

Figure 4: Patient suicide in Northern Ireland: main suicide methods



4. Social and clinical characteristics of patients who died by suicide

Table 1: Sociodemographic characteristics of patients who died by suicide in Northern Ireland

Characteristic	Total=735 [†]	
	Number	%
Age: median (range)	42 (14-85)	
Aged under 25 [†]	69	9
Male [†]	500	68
Not currently married	347	70
Living alone	201	41
Unemployed	255	53
On long-term sick leave	48	10
Ethnic minority group	5	1
Homeless	10	2

[†] includes estimated figures in 2019-2022

Table 2: Clinical characteristics of patients who died by suicide in Northern Ireland

Characteristic	Total=735 [†]	
	Number	%
Any secondary diagnosis	281	54
Duration of illness (<12 months)	85	18
Any physical illness	125	26
First contact with mental health services:		
<12 months	103	20
>5 years	252	50
Last admission was a re-admission	41	16

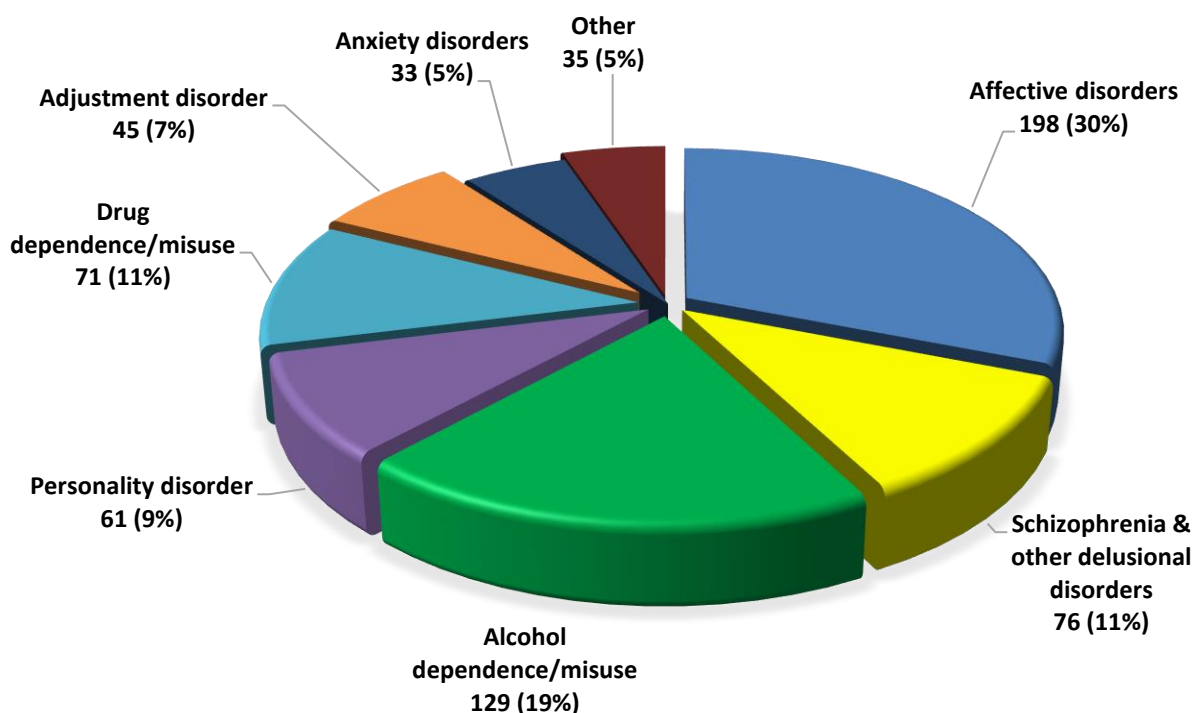
[†] includes estimated figures in 2019-2022

Table 3: Behavioural characteristics of patients who died by suicide in Northern Ireland

Characteristic	Total=735 [†]	
	Number	%
History of self-harm	378	73
History of violence	123	25
History of alcohol misuse [†]	410	62
History of drug misuse [†]	302	46
Suicide-related internet use	13	5

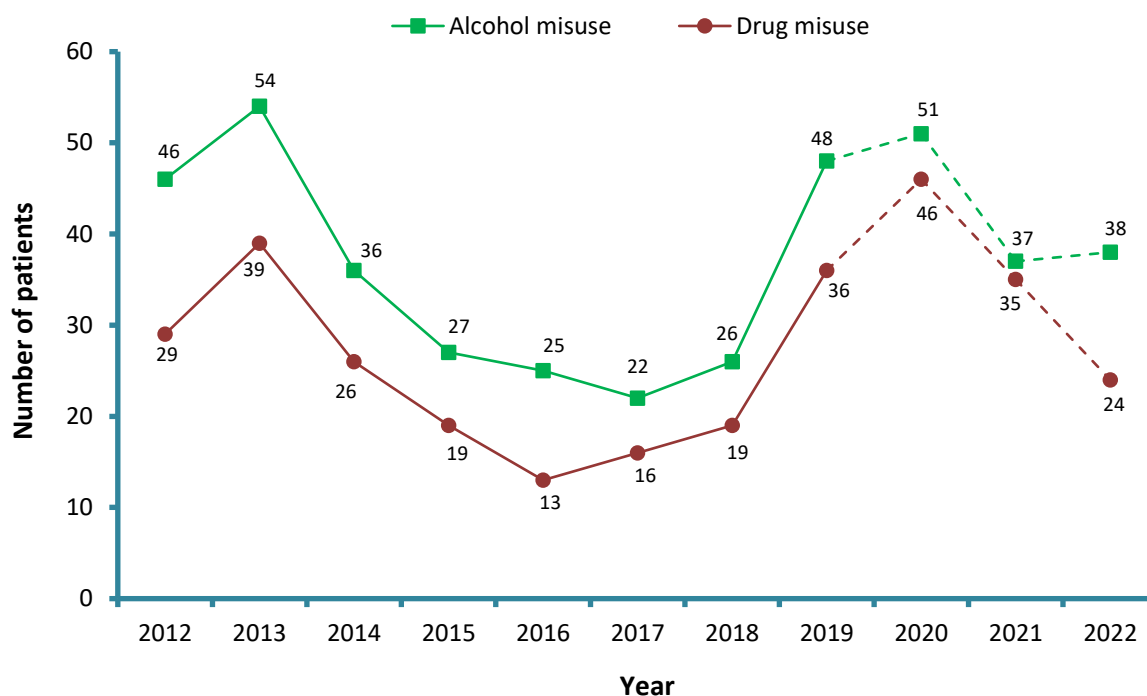
[†] includes estimated figures in 2019-2022

Figure 4: Patient suicide in Northern Ireland: primary mental health diagnoses



*"other" diagnoses include: eating disorders, learning disability, conduct disorder, autism spectrum disorder, somatisation disorder, ADHD, organic disorder, drug induced psychosis, dementia and other specified.

Figure 5: Patient suicide in Northern Ireland: number with a history of alcohol or drug misuse



Note: data prior to 2015 are not directly comparable with those in 2015 onwards due to a [review of suicide statistics by the Northern Ireland Statistics Agency \(NISRA\)](#)

5. Mental health care

Table 4: Service characteristics of patients who died by suicide in Northern Ireland

Characteristic	Total=735 [†]	
	Number	%
In-patient [†]	17	3
Recent (<3 months) discharge [†]	98	16
Under crisis resolution/home treatment service [†]	53	8
Missed last contact in previous month	174	35
Non-adherence with medication in previous month	39	9
Contact with services		
Last contact within 7 days of death	183	35
Short-term risk: low or none	379	89
Long-term risk: low or none	250	63

[†] includes estimated figures in 2019-2022