

National Confidential Inquiry

into Suicide and Safety
in Mental Health

Annual Report 2025:
Additional online data tables
England patient data 2012-2022

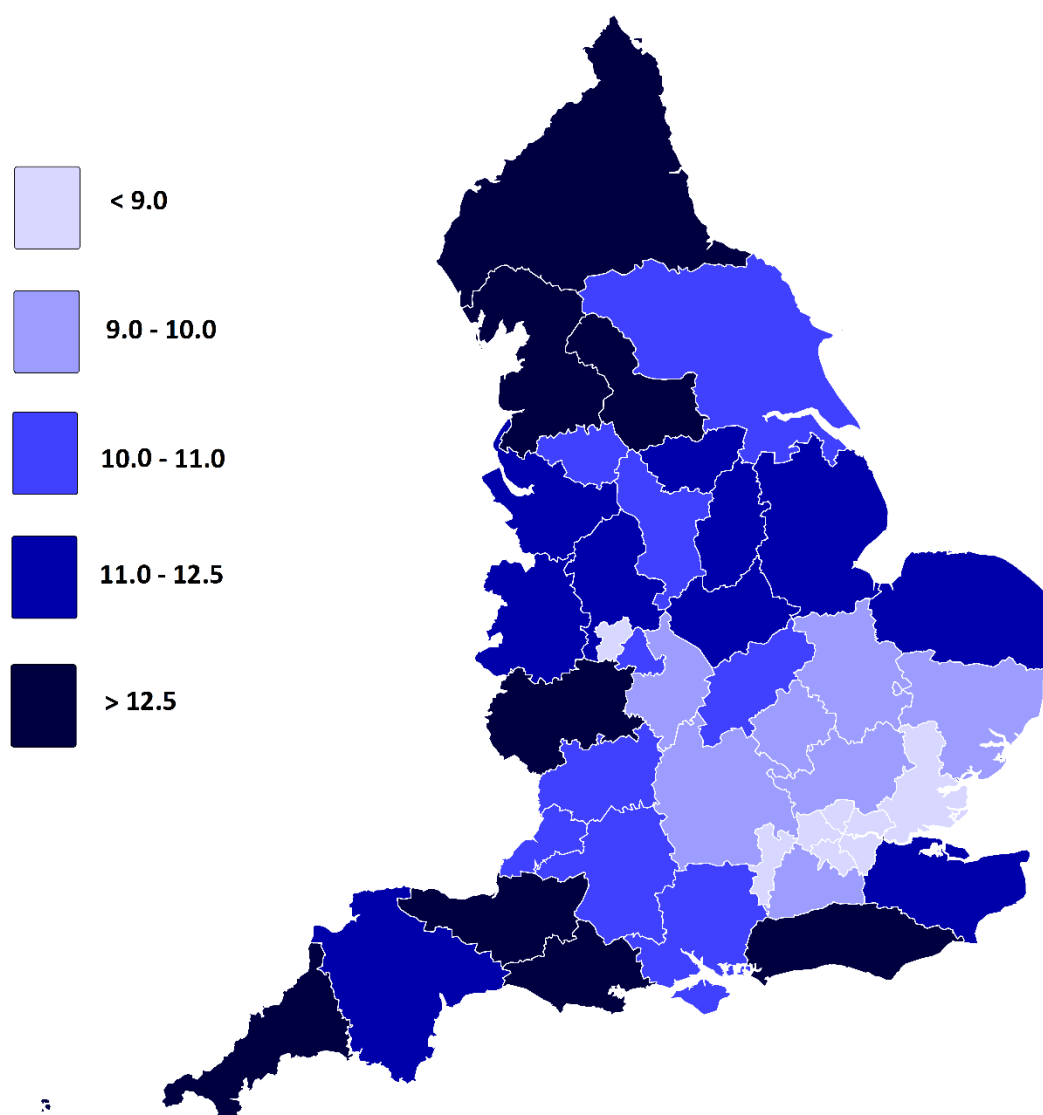
CONTENTS

1. SUICIDE RATES BY INTEGRATED CARE BOARDS (ICB)	3
2. NUMBER OF PATIENT SUICIDES	4
3. METHOD OF SUICIDE.....	5
4. SOCIAL AND CLINICAL CHARACTERISTICS	5
5. MENTAL HEALTH CARE.....	7
In-patient suicide	8
Patients recently discharged from in-patient care	9

Suicide in the general population in England

1. General population suicide rates by Integrated Care Boards (ICBs)

Figure 1: Rates of suicide per 100,000 population, by 42 Integrated Care Boards (average rate 2020-2022)



Map source: <https://www.england.nhs.uk/publication/integrated-care-boards-in-england/>

Patients who died by suicide in England, 2012-2022

2. Number of patient suicides

Figure 2: Number of patient suicides in England

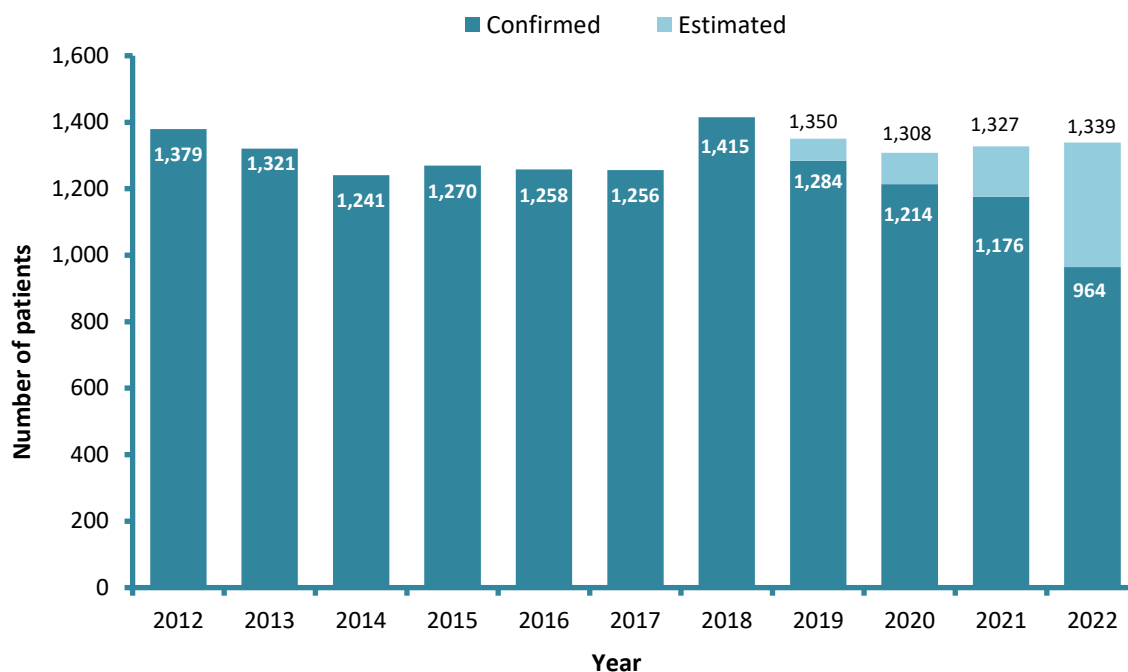
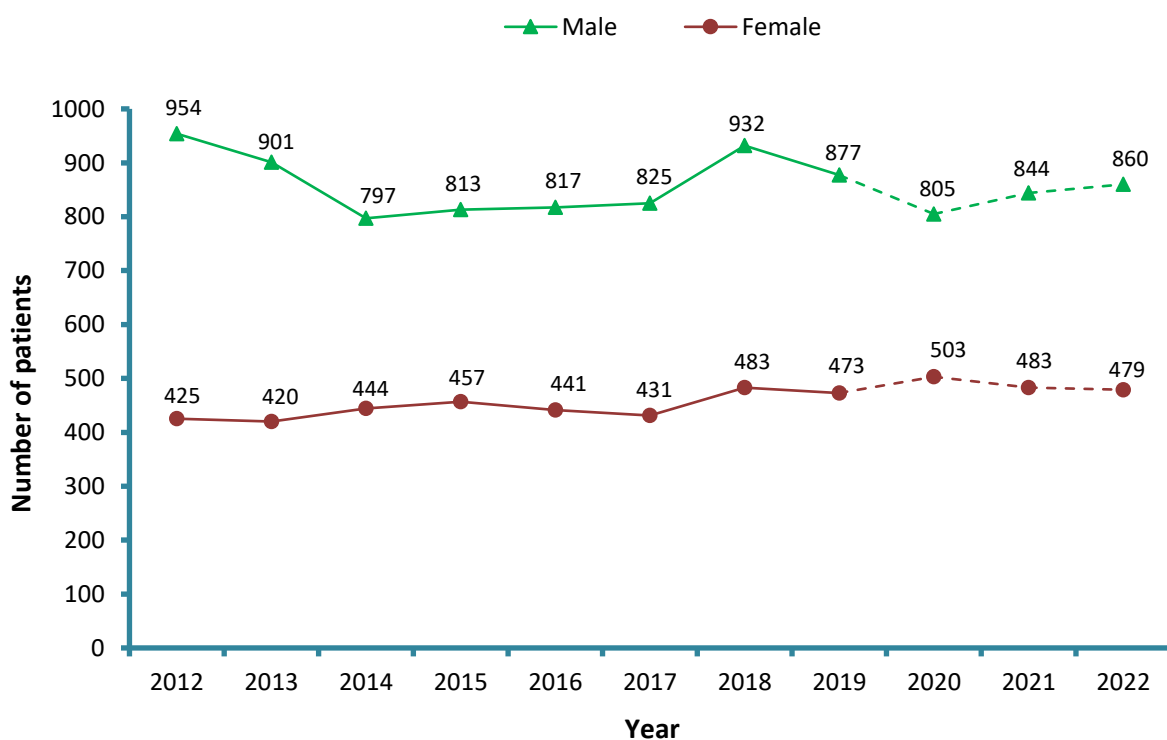
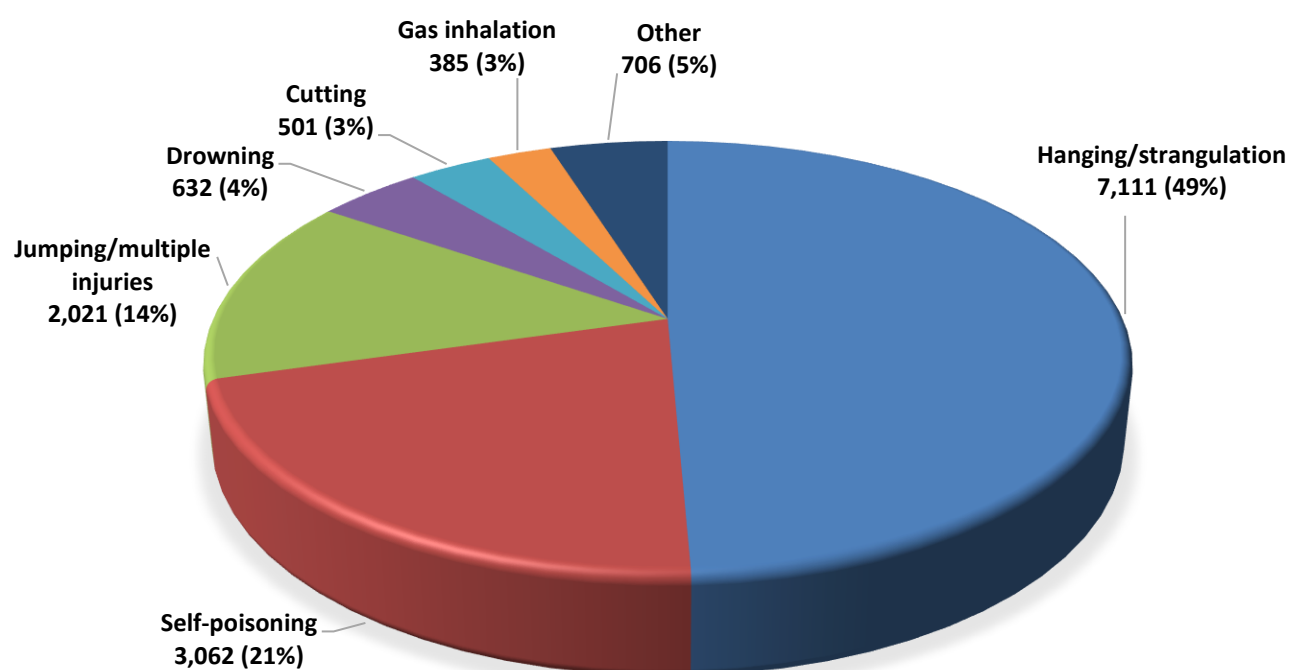


Figure 3: Number of patient suicides in England, by sex



3. Method of suicide

Figure 4: Patient suicide in England: main suicide methods



4. Social and clinical characteristics

Table 1: Sociodemographic characteristics of patients who died by suicide in England

Characteristic	Total=14,464 [†]	
	Number	%
Age: median (range)	46 (12-100)	
Aged under 18 [†]	221	2
Aged under 25 [†]	1,365	9
Male [†]	9,425	66
Not currently married	9,196	72
Living alone	5,981	47
Unemployed	5,691	46
On long-term sick leave	1,190	10
Ethnic minority group	1,124	9
Homeless	324	2
In the lowest 20% deprivation score [^]	3,464	25

[†] includes estimated figures in 2019-2022

[^] Based on the English Index of Multiple Deprivation (IMD) 2019

Table 2: Clinical characteristics of patients who died by suicide in England

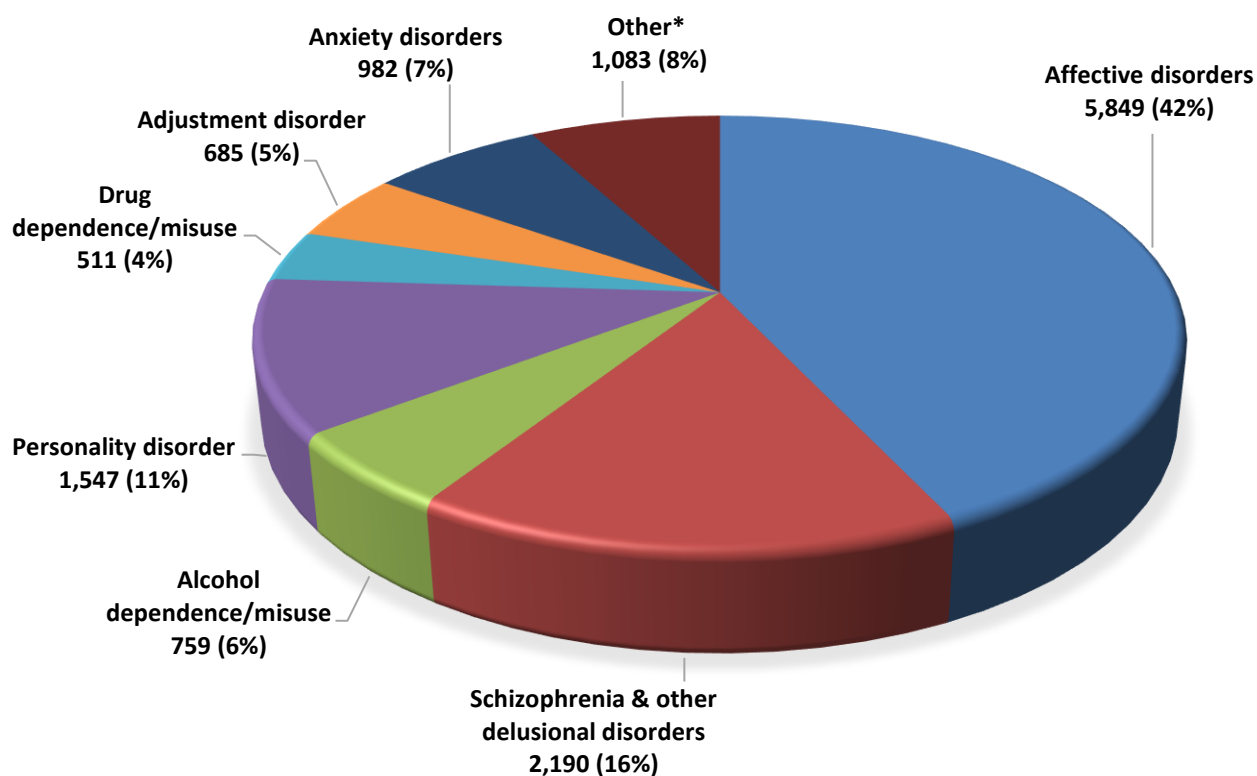
Characteristic	Total=14,464 [†]	
	Number	%
Any secondary diagnosis	7,260	55
Duration of illness (<12 months)	2,640	22
Any physical illness	3,279	26
First contact with mental health services:		
<12 months	3,136	24
>5 years	6,243	48
Last admission was a re-admission	783	13

[†] includes estimated figures in 2019-2022

Table 3: Behavioural characteristics of patients who died by suicide in England

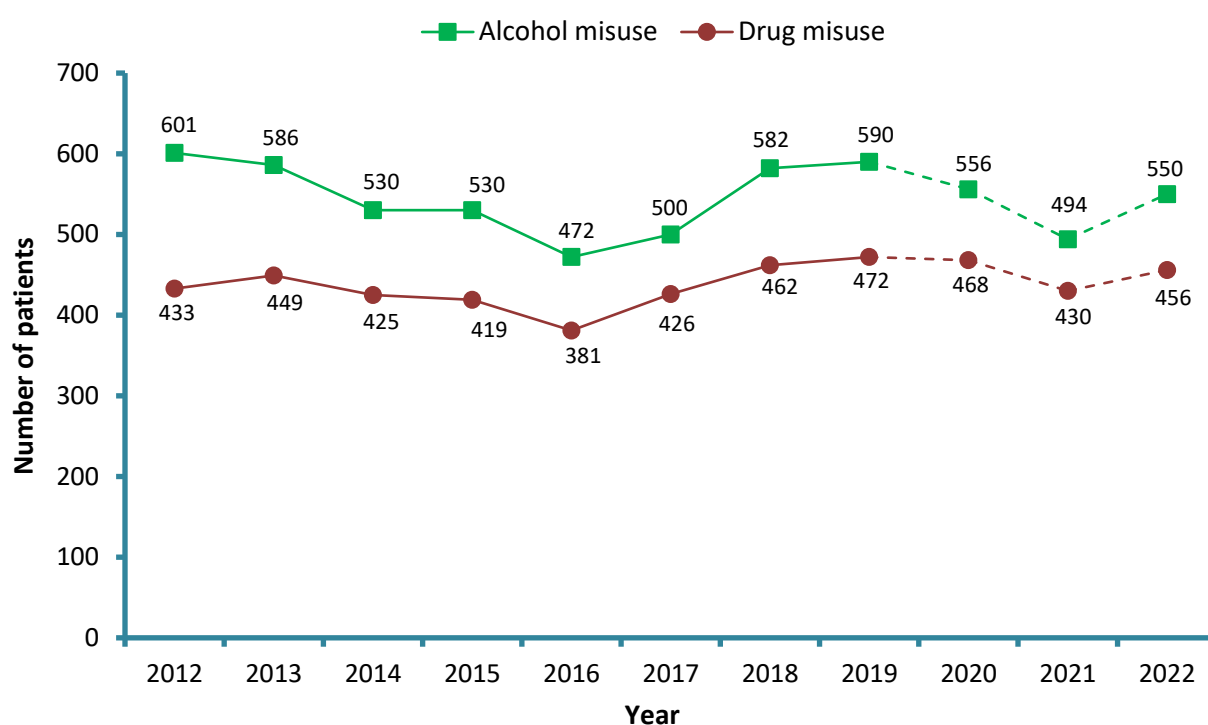
Characteristic	Total=14,464 [†]	
	Number	%
History of self-harm	7,984	61
History of violence	2,284	18
History of alcohol misuse [†]	5,991	45
History of drug misuse [†]	4,821	35
Suicide-related internet use	690	9

[†] includes estimated figures in 2019-2022

Figure 5: Patient suicide in England: primary mental health diagnoses

*"other" diagnoses include: eating disorders, learning disability, conduct disorder, autism spectrum disorder, somatisation disorder, ADHD, organic disorder, drug induced psychosis, dementia and other specified.

Figure 6: Patient suicide in England: number with a history of alcohol or drug misuse



5. MENTAL HEALTH CARE

Table 4: Service characteristics of patients who died by suicide in England

<i>Characteristic</i>	Total=14,464 [†]	
	Number	%
In-patients [†]	794	5
Recent (<3 months) discharge [†]	1,765	13
Under crisis resolution/home treatment services [†]	2,031	15
Missed last contact in previous month	2,674	21
Non-adherence with medication in previous month	1,551	13
Contact with services		
Last contact within 7 days of death	6,502	48
Short-term risk: low or none	9,228	80
Long-term risk: low or none	6,065	56

[†] includes estimated figures in 2019-2022

In-patient suicide

Figure 7: Patient suicide in England: number of mental health in-patients; number who died by hanging/strangulation/asphyxiation on the ward

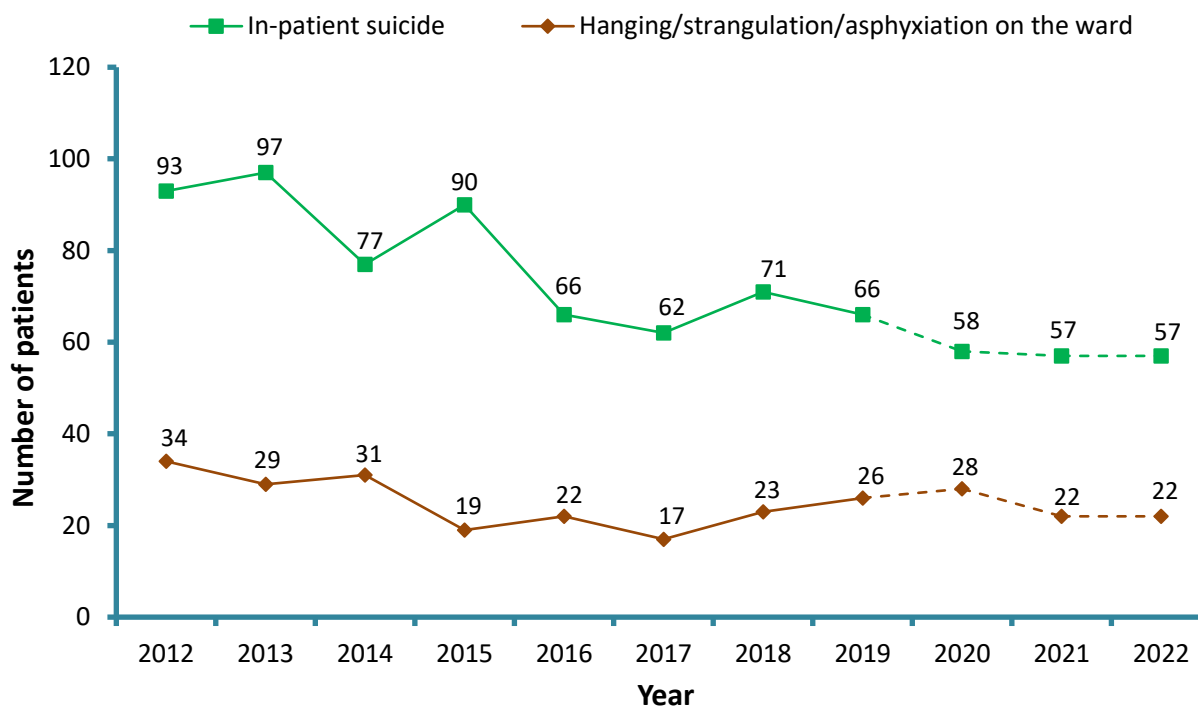


Figure 8: Patient suicide in England: rate of in-patient suicide per 10,000 admissions

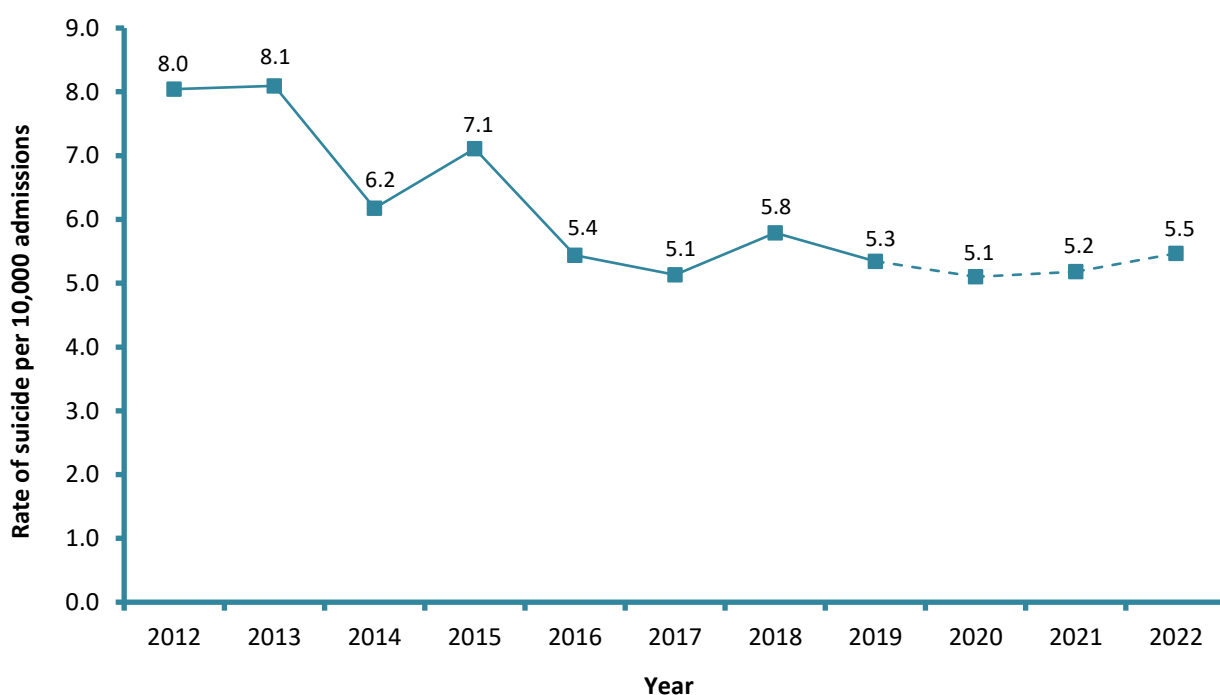


Table 5: Service characteristics of in-patients who died by suicide in England

<i>Characteristic</i>	Total=794 [†]	
	Number	%
Died within a week of admission	91	13
Leave status:		
On the ward	273	40
On agreed leave	348	51
Off the ward without staff agreement or with agreement but failed to return	56	8
Detained under the MHA	248	35
Died within a local in-patient unit	454	65
Under enhanced nursing observation	151	34
Short-term risk assessment viewed as low or none	454	72

[†] includes estimated figures in 2019-2022

MHA=Mental Health Act

Patients recently discharged from in-patient care

Figure 9: Patient suicide in England: number who died within 3 months of in-patient discharge and rate of suicide per 10,000 discharges

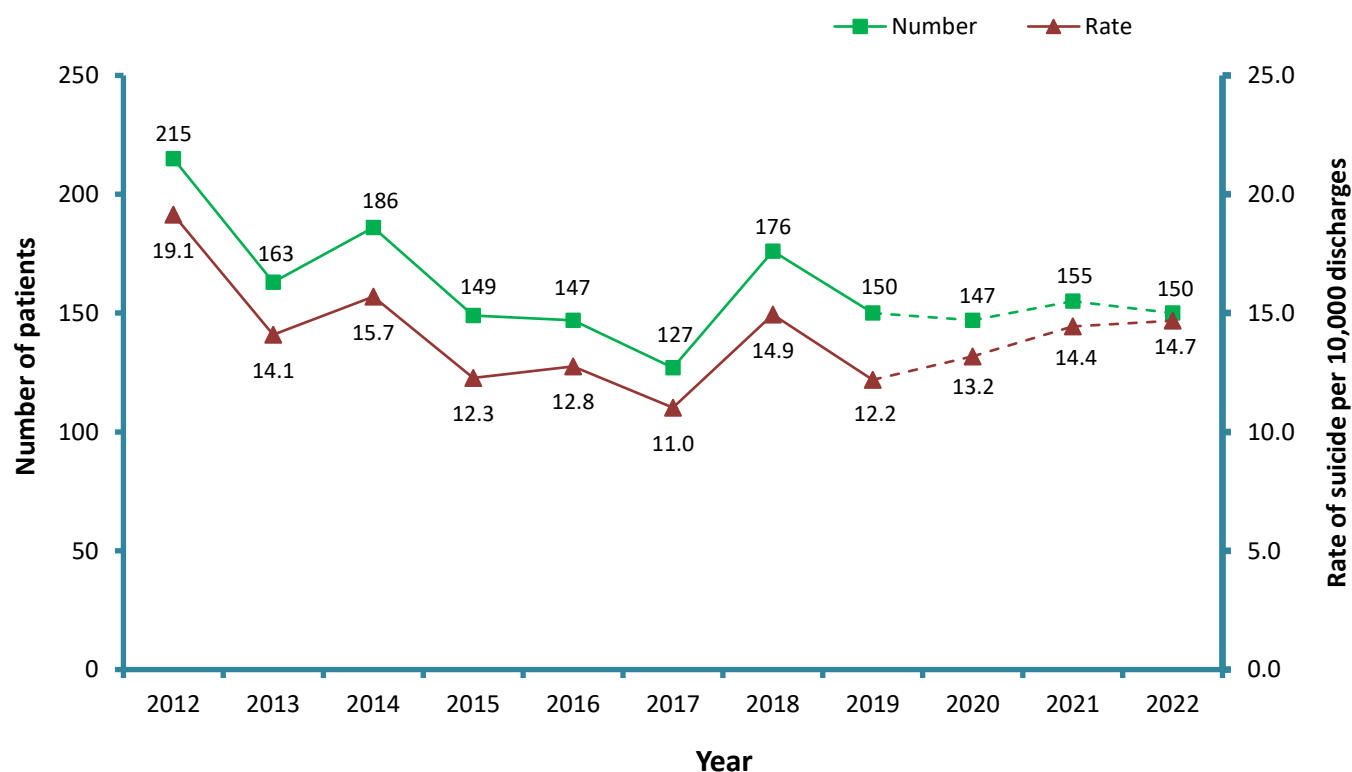


Figure 10: Patient suicide in England: number per week following discharge (2012-2022)

