

Get Started with the Library




Access the Library



Study spaces at the Library

- 8 Library sites across campus
- Each site has different opening hours, with the AGLC being open 24/7
- Each site offers a unique study experience for silent or group study, with a variety of study spaces to suit your needs



Main Library



Art and Archaeology Library



Alan Gilbert Learning Commons



Eddie Davies Library (AMBS)




Ahmed Iqbal Ullah RACE Centre



John Rylands Research Institute and Library

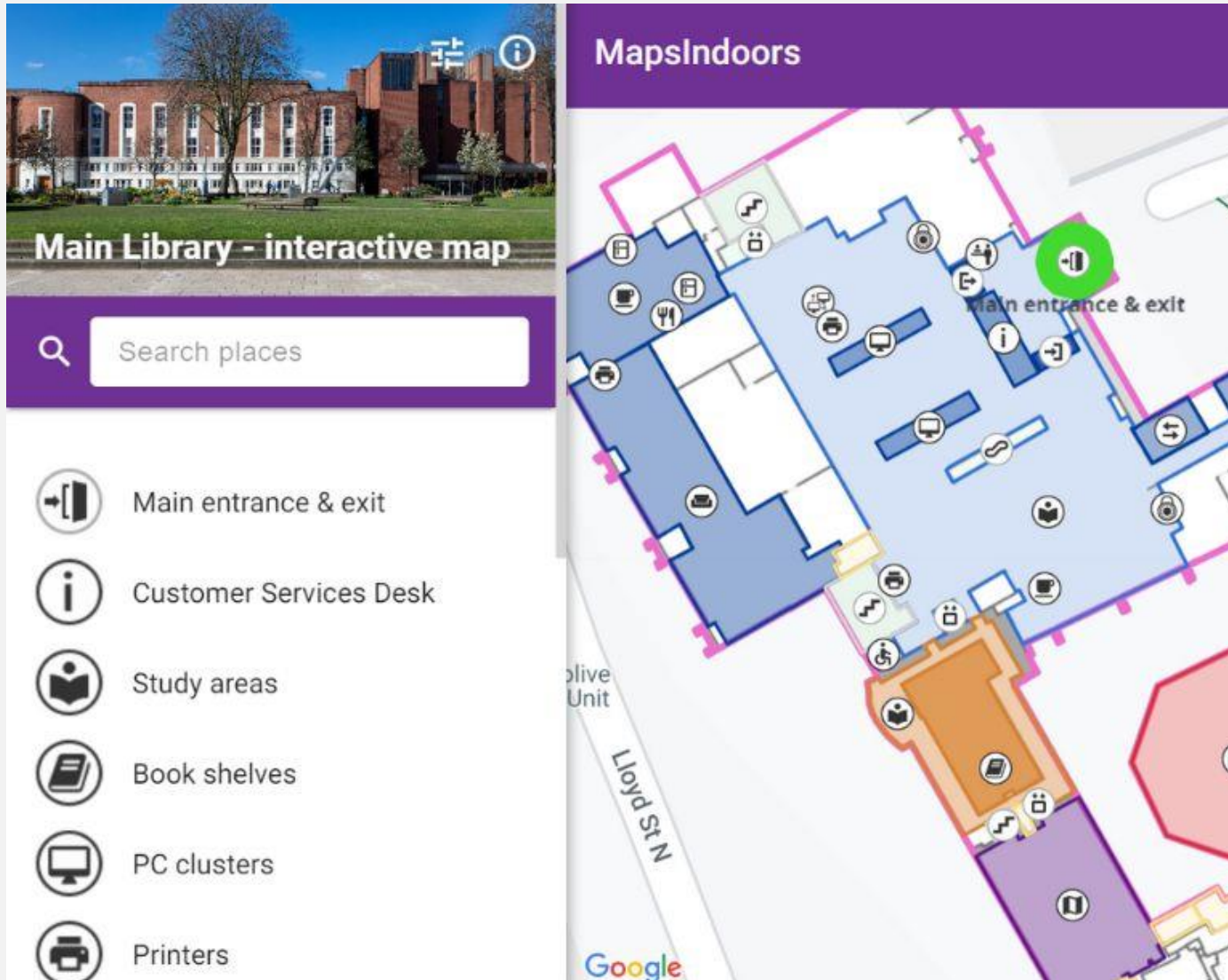


SEED Student Support Hub and Library



Stopford Library

Finding the Main Library: Interactive Map



Interactive Map



SCAN ME

Main Library



Alan Gilbert Learning Commons



Stopford Library



Eddie Davies Library (AMBS)



Art and Archaeology Library



The John Rylands Research Institute



The Ahmed Iqbal Ullah RACE Centre



MANCHESTER

Ahmed Iqbal Ullah Race Relations Resource Centre



Library on race,
and migration

and life stories
schools
diversity sources

Other spaces on campus...

Student Support Hubs



Library Living Room (Main Library)



Our library sites

On campus

- Main Library
- AGLC
- Art and Archaeology
- Stopford
- Eddie Davies Library (AMBS)
- Seed Hub

City centre

- The John Rylands Research Institute
- The Ahmed Iqbal Ullah RACE Centre



Access the Library's website



The University of Manchester Library

[My Account](#)

[Search the site](#)



[Access resources](#)

[Library services](#)

[Locations](#)

[Training and support](#)

[Rylands](#)

[Contact us](#)

[About](#)

 Library Chat

Summer Study Skills and Specialist Library Support

The Library is here to support you throughout the Summer providing a series of workshops, online resources and drop-in support.

[Find out more](#) ➔



Access your subject guide



The University of Manchester Library

[My Account](#)

[Search the site](#)



[Access resources](#)

[Library services](#)

[Locations](#)

[Training and support](#)

[Rylands](#)

[Contact us](#)

[About](#)



Library Chat

Summer Study Skills and Specialist Library Support

The Library is here to support you throughout the Summer providing a series of workshops, online resources and drop-in support.

[Find out more >](#)



Access your Library account 'My Library'



The University of Manchester Library

My Account

Search the site



Access resources

Library services

Locations

Training and support

Rylands

Contact us

About

Library summer training and support

Workshops, online guidance and drop-in support available throughout the summer.

Find out more >

Library Chat

Library Search

Enter keywords to search for books and resources

Search

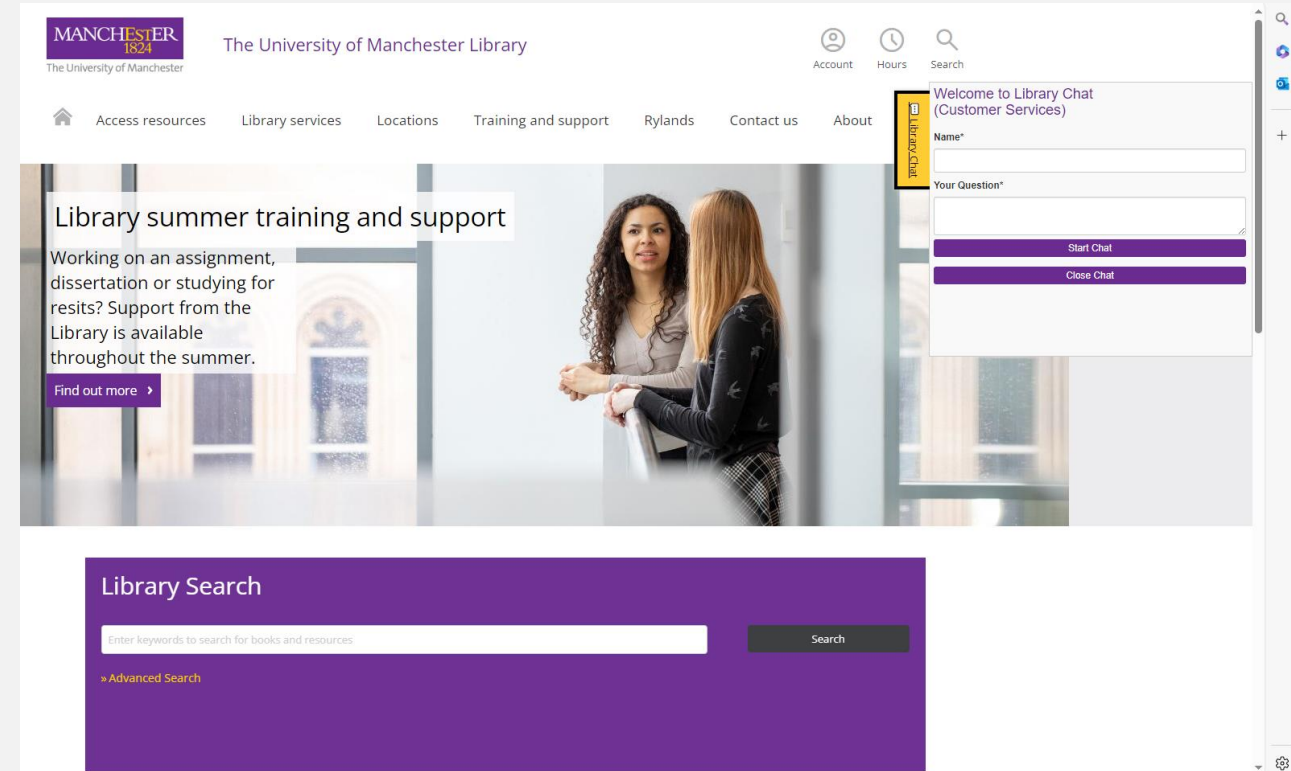
» Advanced Search



On-campus support via front desks and Library drop-ins

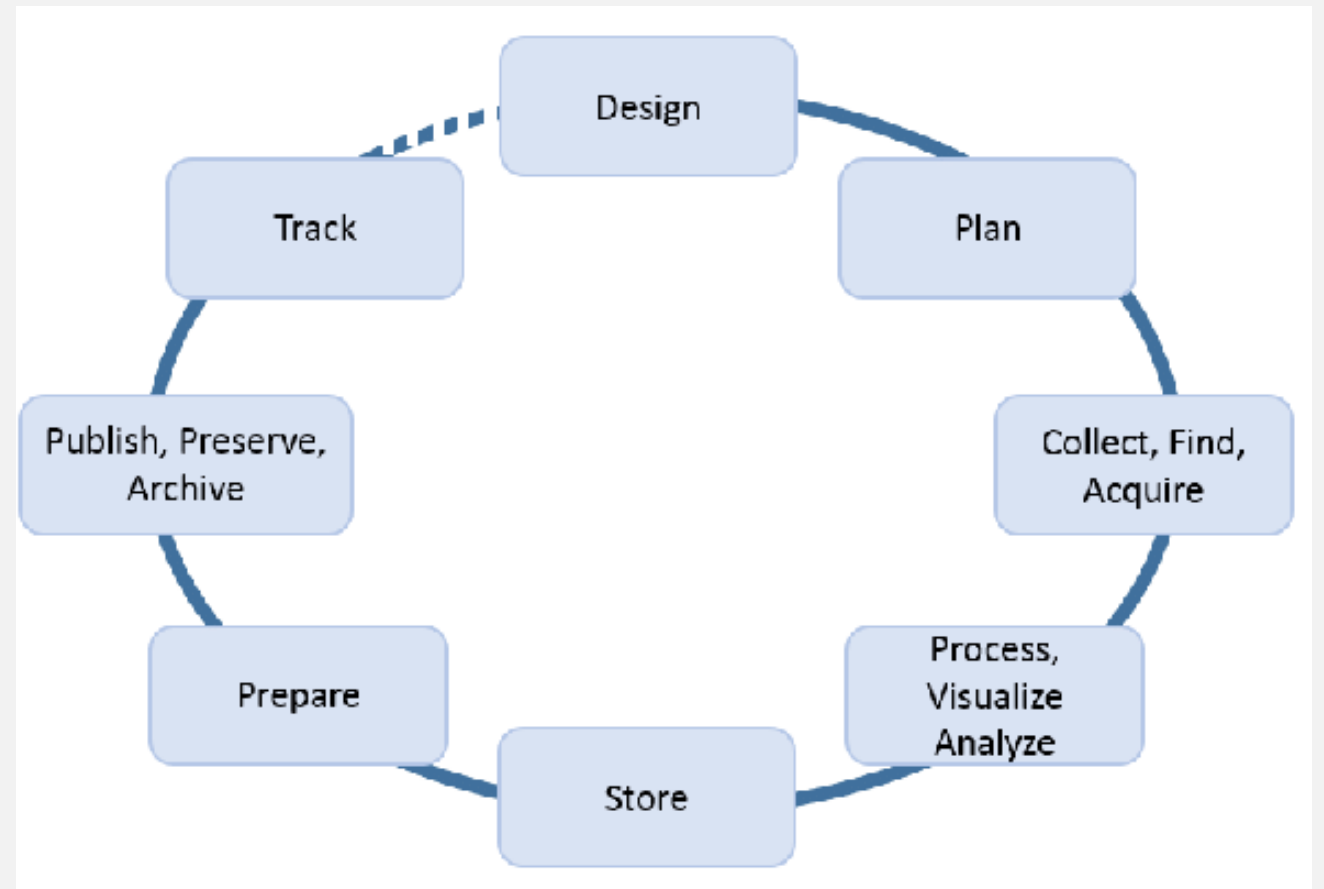


Online support via Library Chat and FAQs



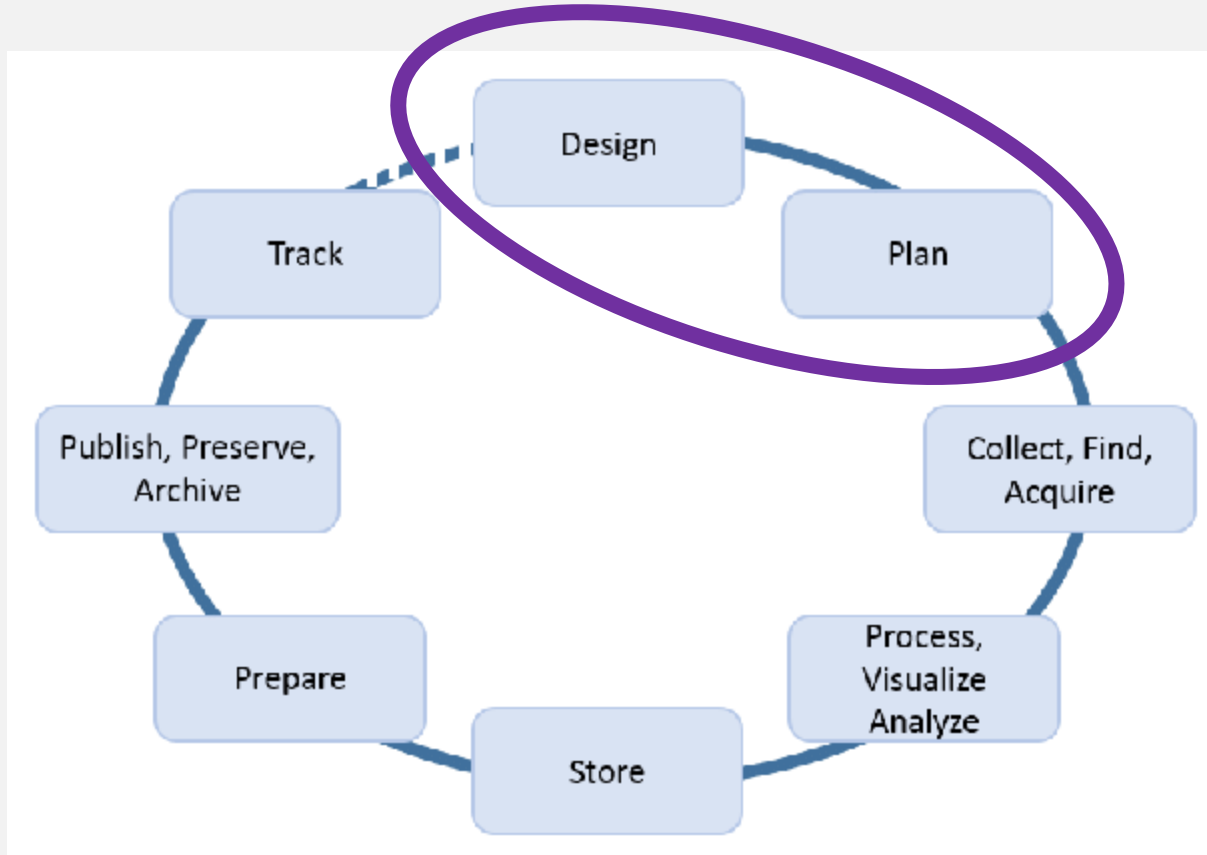
Supporting you throughout the research lifecycle

- Open Research
- Research Data Management
- Open Access Publishing
- Training programmes:
 - My Research Essentials
 - My Learning Essentials
 - Specialist Library support



The research lifecycle / [Lyon, L., Jeng, W., & Mattern, E. \(2017\)](#) / CC-BY

Design and plan

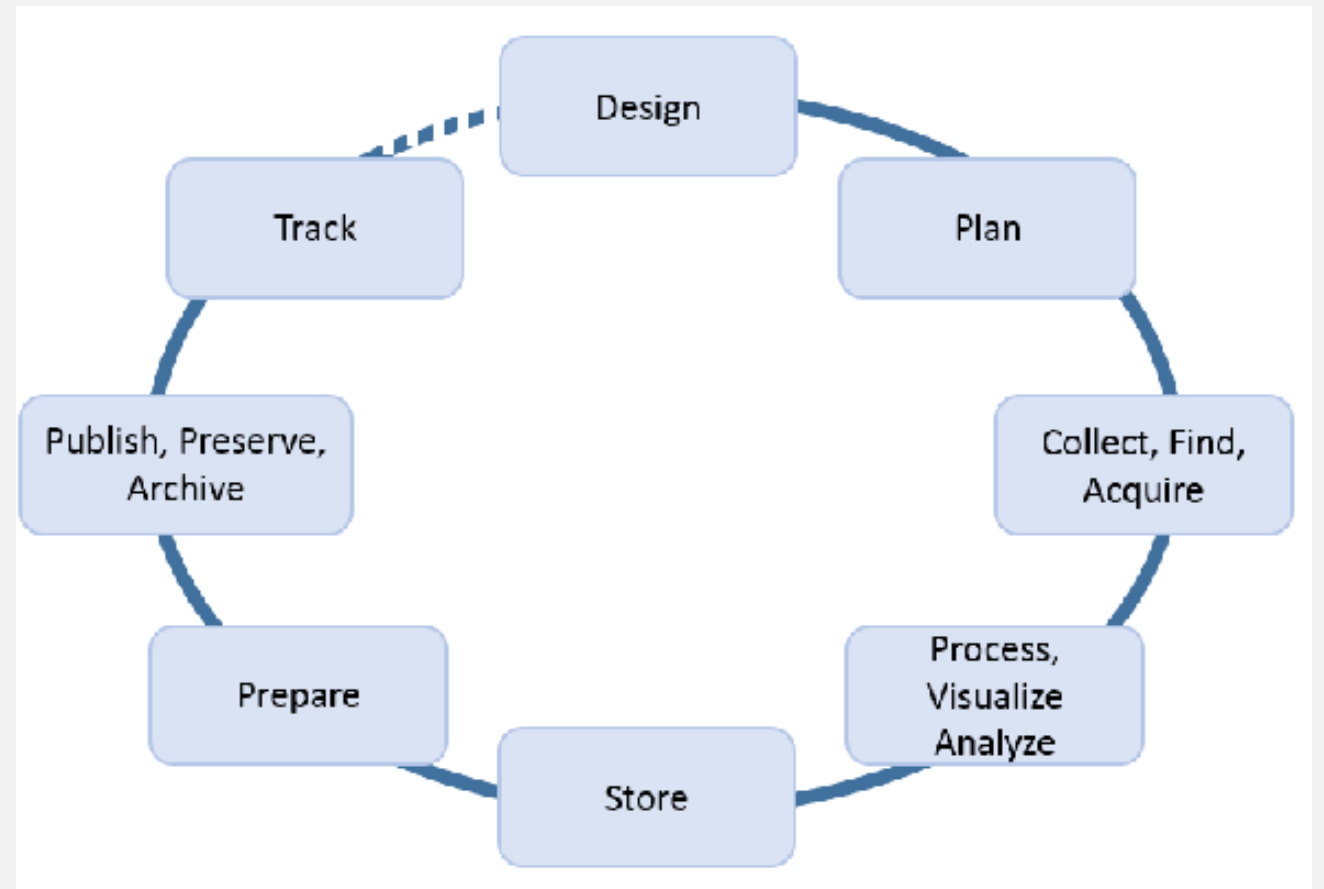


The research lifecycle / [Lyon, L., Jeng, W., & Mattern, E. \(2017\)](#) / CC-BY

- Research Data Management Pt 1 - Data Management Planning (MRE)
- Research Data Explained (MRE)
- Reference management software (SLS)
- How to create and manage your ORCID (MRE)
- Resilience for PGRs (MRE)
- Manage your time: make the most of it (MLE)

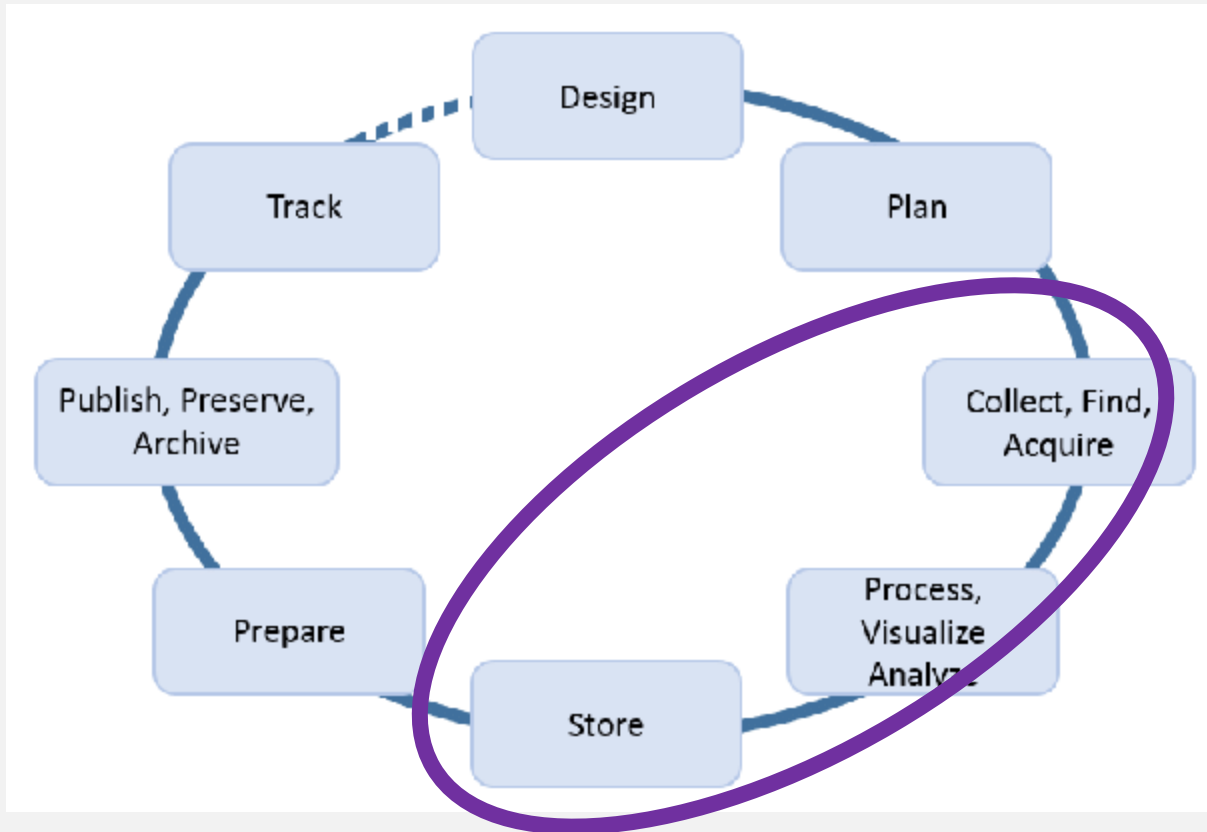
Supporting you throughout the research lifecycle

- Open Research
- Research Data Management
- Open Access Publishing
- Training programmes:
 - My Research Essentials
 - My Learning Essentials
 - Specialist Library support



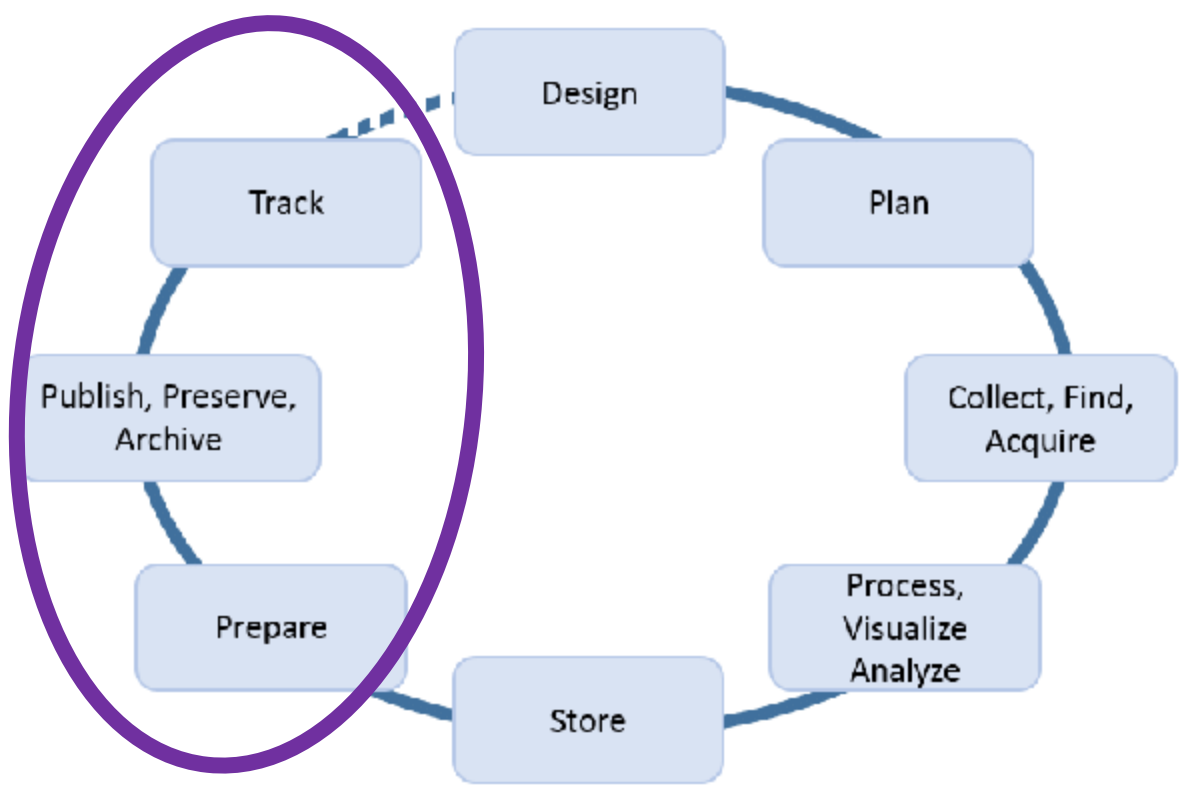
The research lifecycle / [Lyon, L., Jeng, W., & Mattern, E. \(2017\)](#) / CC-BY

‘Collect, Find, Acquire’ ‘Process, Visualise, Analyse’ – Store



- Advanced searching and systematic reviews (SLS)
- Info Evaluation and Synthesis for Literature reviews (MLE)
- Pure drop-ins (MRE)
- Research Data Management Pt 2 (MRE)
- Sensitive Data Workshop (MRE)

Prepare and publish



The research lifecycle / [Lyon, L., Jeng, W., & Mattern, E. \(2017\)](#) / CC-BY

- Shut up & write (MRE)
- Structuring, referencing (MLE)
- Overleaf support
- Royal Literary Fund Fellow support
- Public speaking skills (MRE)
- Choosing a credible journal (MRE)
- Publisher specific workshops (MRE)
- Open Access in 5 steps (MRE)
- Raise your research profile (MRE)

Programmes designed to support your learning

- My Learning Essentials
- My Research Essentials
- Specialist Library Support
- Each programme offers workshops, online resources and tailored 1-2-1 support.



Library Student Team

Whenever you attend a workshop or drop-in, a current student will be there to assist and offer support alongside full-time Library staff! The team support the delivery of a variety of workshops, campaigns and events, and the creation of digital resources.



Royal Literary Fund Fellow One-to-ones

Livi Michael can help with the following:

- Structuring your essays and dissertations
- Grammar
- Academic style
- Reading skills
- Editing your work

One-to-one appointments can be booked for either on-campus or online consultation. Email livi.michael@rlfeducation.org.uk



Research communities

You will find communities of practice within your school, faculty and across the University.

PGR writing community: [My Research Essentials](#) writing retreats and 'Shut Up and Write'

Research data: [My Research Essentials](#) 'data conversations' and Computation and Data in Research [\(CaDiR\) Teams space](#)

Research software: [Research Software Community](#) events and [CaDiR Teams space](#)

Open Research: [Office for Open Research](#) and our ['Opening Up Research'](#) events and conference

Get Started with the Library



URL:
[www.manchester.ac.uk
/library/get-started](http://www.manchester.ac.uk/library/get-started)

