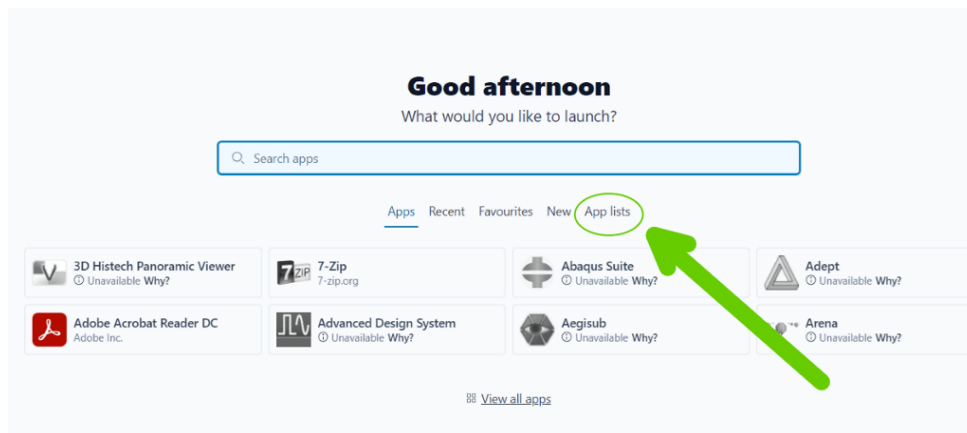


AppsAnywhere App lists functionality

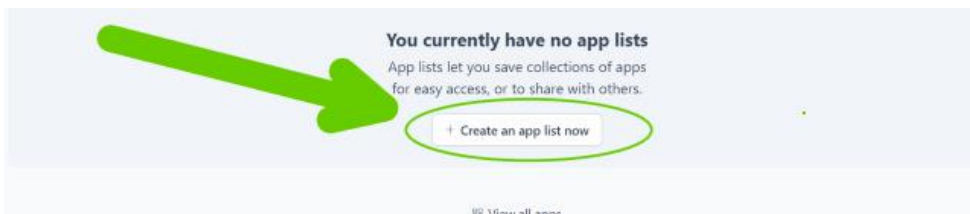
App lists in AppsAnywhere let users save collections of apps for easy access, or to share with others.

How to create an app list

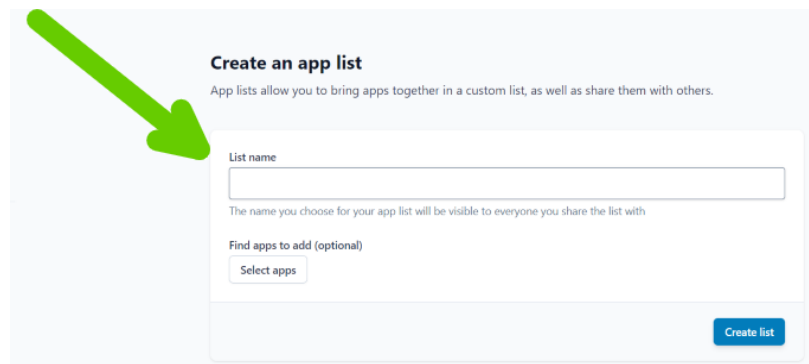
1. From the AppsAnywhere portal click the 'app lists' tab under the search bar.



2. Click 'create an app list now'



3. Type in the name of your list (this could be a course name or reference)



- Under 'find apps to add', click 'select apps'

Create an app list
App lists allow you to bring apps together in a custom list, as well as share them with others.









List name

The name you choose for your app list will be visible to everyone you share the list with

Find apps to add (optional)

- Find the apps you would like to add to the list and click the 'select' button beneath them.





















Select apps for English Literature

<input type="button" value="Select"/>	<input type="button" value="Select"/>	<input type="button" value="Select"/>	<input type="button" value="Select"/>
 Microsoft Outlook Microsoft <input type="button" value="Select"/>	 Microsoft Powerpoint Microsoft <input type="button" value="Select"/>	 Microsoft Word Microsoft <input type="button" value="Select"/>	 Mnova Mastrelab Res <input type="button" value="Select"/>
 MPLAB X IDE Microchip Technology Inc. <input type="button" value="Select"/>	 Mplus Muthen & Muthen <input type="button" value="Select"/>	 MPNet for Multilevel Networks MailNet <input type="button" value="Select"/>	 Mnova Mastrelab Res <input type="button" value="Select"/>

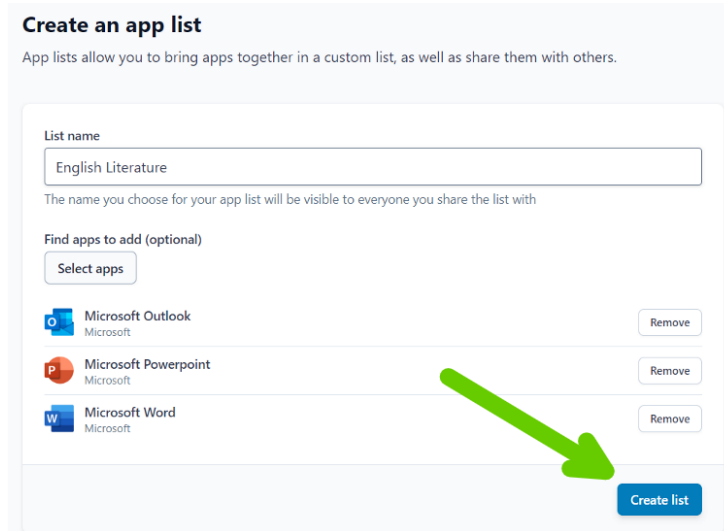
- Once you have selected the applications you would like to add, click 'Select these apps'

Select apps for English Literature

101 apps

 Mathematica Wolfram Research Inc <input type="button" value="Select"/>	 Matlab Mathworks <input type="button" value="Select"/>	 Mercury University of Cambridge (CCDC) <input type="button" value="Select"/>	 MetaNeuron University of Minnesota <input type="button" value="Select"/>	 Microsoft Excel Microsoft <input type="button" value="Select"/>
 Microsoft Outlook Microsoft <input checked="" type="checkbox"/> <input type="button" value="Deselect"/>	 Microsoft Powerpoint Microsoft <input checked="" type="checkbox"/> <input type="button" value="Deselect"/>	 Microsoft Word Microsoft <input checked="" type="checkbox"/> <input type="button" value="Deselect"/>	 Mnova Mastrelab Research SL <input type="button" value="Select"/>	 MDE Chemical Computing Group <input type="button" value="Select"/>
 MPLAB X IDE Microchip Technology Inc. <input type="button" value="Select"/>	 Mplus Muthen & Muthen <input type="button" value="Select"/>	 MPNet for Multilevel Networks MailNet <input type="button" value="Select"/>	 MSD ChemStation Agilent <input type="button" value="Select"/>	 Mu Editor Nicholas H. Toliver <input type="button" value="Select"/>
 Multidimensional Analysis Tagger (MAT)	 Netgen Mesh Generator RWTH Aachen University	 Notepad++ Don Ho	 NVivo Lumivero	 Olex2 Oxford Ltd

7. Click the 'create list' button.



Create an app list

App lists allow you to bring apps together in a custom list, as well as share them with others.


List name


English Literature


The name you choose for your app list will be visible to everyone you share the list with

Find apps to add (optional)

Select apps

 Microsoft Outlook
Microsoft

 Microsoft Powerpoint
Microsoft

 Microsoft Word
Microsoft


Remove

Remove

Remove

Create list

8. Your app list has been saved. You are now in the view you will see in future when you click on the list.



Home

All apps

Recent

Favourites

New

App lists ^


English Literature


+ Create list


English Literature 3 apps

Edit list

Share list

 Microsoft Outlook
Microsoft

 Microsoft Powerpoint
Microsoft

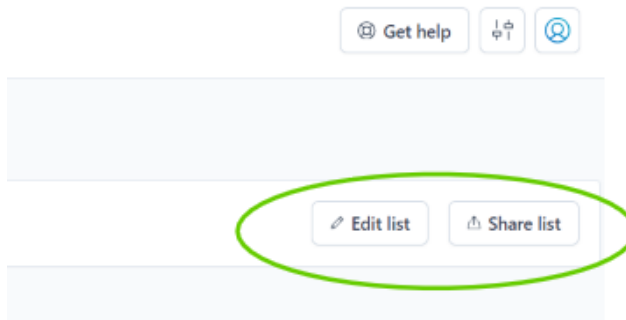
 Microsoft Word
Microsoft

Launch

Launch

Launch

9. From here you are able launch the apps or edit or share your list.



Get help

Share

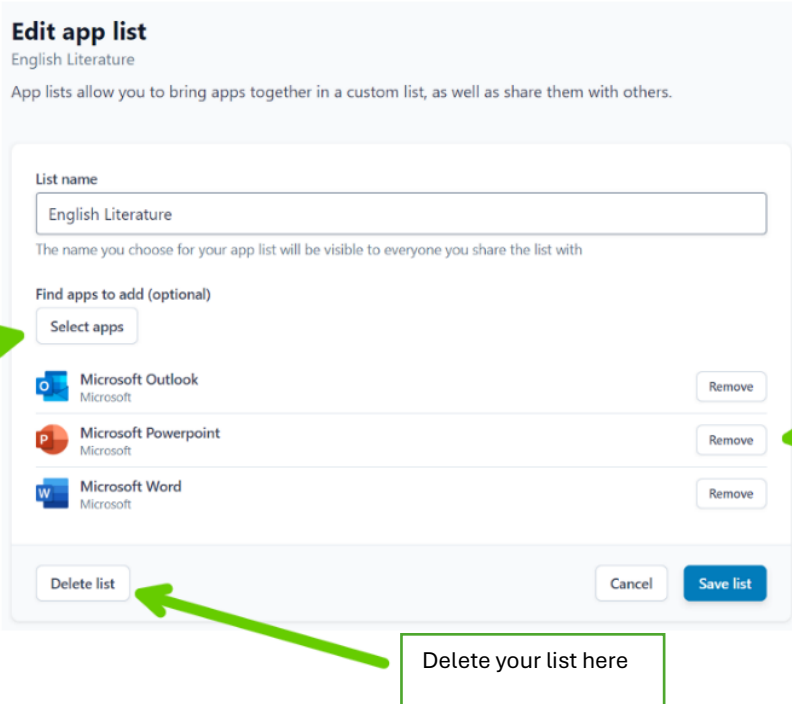
Refresh

Edit list

Share list

Editing your list




If you click 'edit list' this will take you to a window where you can add or remove applications from your list or delete your list altogether.



Edit app list
English Literature
App lists allow you to bring apps together in a custom list, as well as share them with others.

List name
English Literature
The name you choose for your app list will be visible to everyone you share the list with

Find apps to add (optional)
Select apps

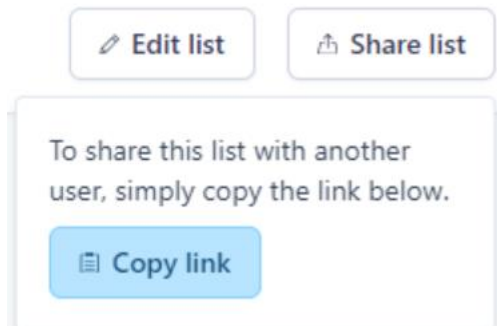
 Microsoft Outlook Microsoft	Remove
 Microsoft Powerpoint Microsoft	Remove
 Microsoft Word Microsoft	Remove

Delete list Cancel Save list

Callouts:
- "Add applications to your list here" points to the "Select apps" button.
- "Remove applications from your list here" points to the "Remove" buttons for each app.
- "Delete your list here" points to the "Delete list" button.

Sharing your list

Click 'share list' and 'copy link'. You can then paste the link in documents or emails and this will take students and colleagues directly to your list.



[Edit list](#) [Share list](#)

To share this list with another user, simply copy the link below.

[Copy link](#)