



The University of Manchester



**HQIP**

Healthcare Quality  
Improvement Partnership

# National Confidential Inquiry

Into Suicide and Safety  
in Mental Health

**Annual Report 2024:**

Additional online data tables

England patient data 2011-2021

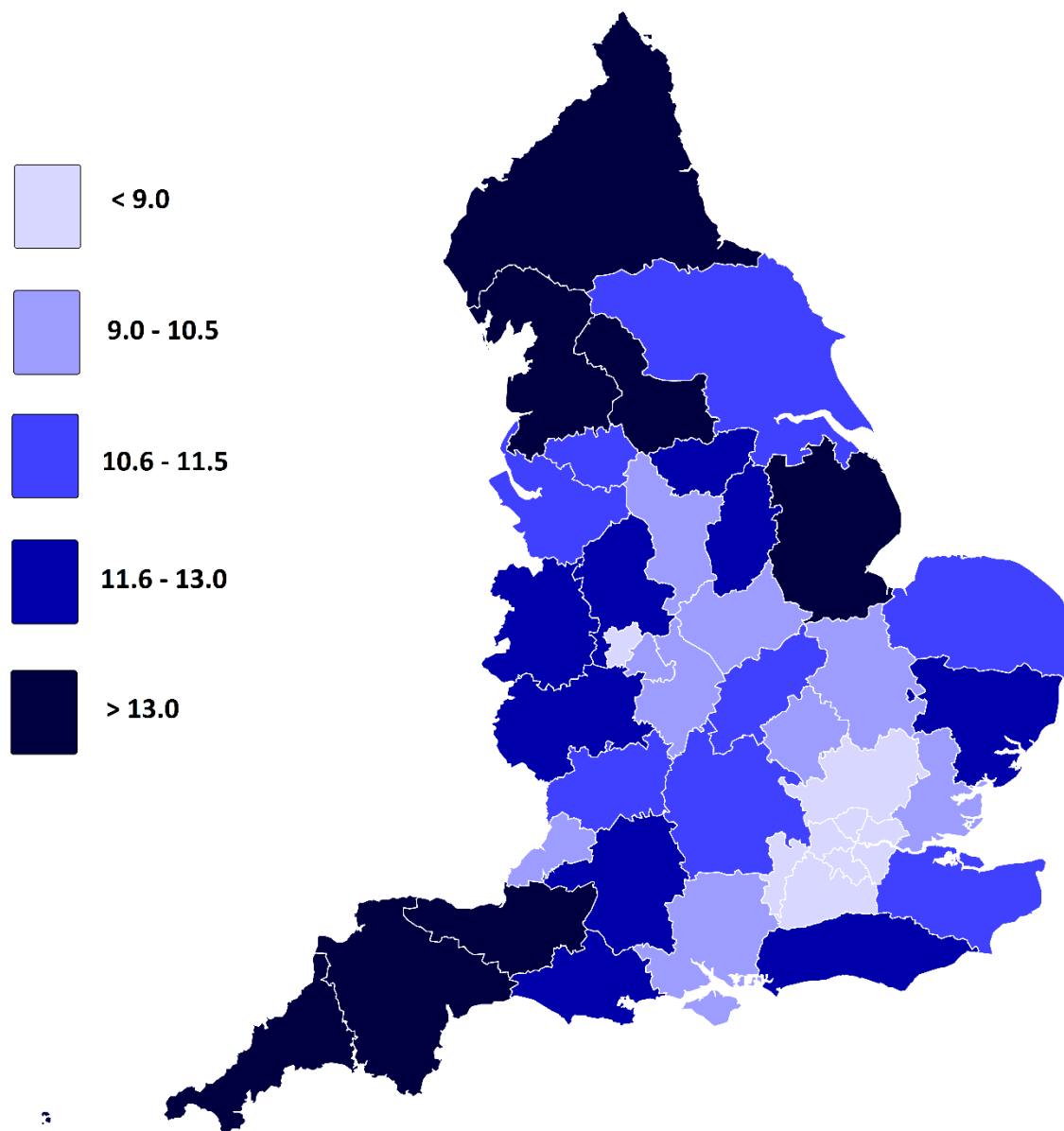
## CONTENTS

1. SUICIDE RATES BY 42 INTEGRATED CARE BOARDS (ICB).....	3
2. NUMBER OF PATIENT SUICIDES .....	4
3. METHOD OF SUICIDE.....	5
4. SOCIAL AND CLINICAL CHARACTERISTICS .....	5
5. MENTAL HEALTH CARE.....	7
In-patient suicide .....	8
Patients recently discharged from in-patient care .....	9

## Suicide in the general population in England

### 1. Suicide rates by 42 Integrated Care Boards (ICB)

Figure 1: Rates of suicide per 100,000 population, by Integrated Care Boards (average rate 2019-2021)



Map source: <https://www.england.nhs.uk/publication/integrated-care-boards-in-england/>

# Patients who died by suicide in England, 2011-2021

## 2. Number of patient suicides

Figure 2: Number of patient suicides in England

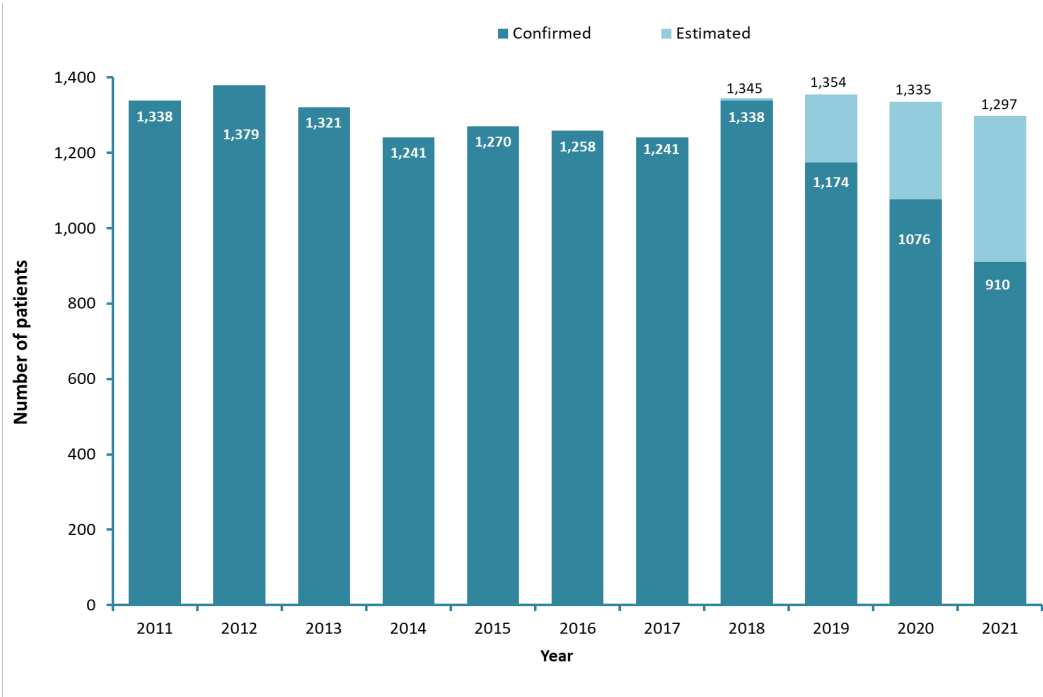
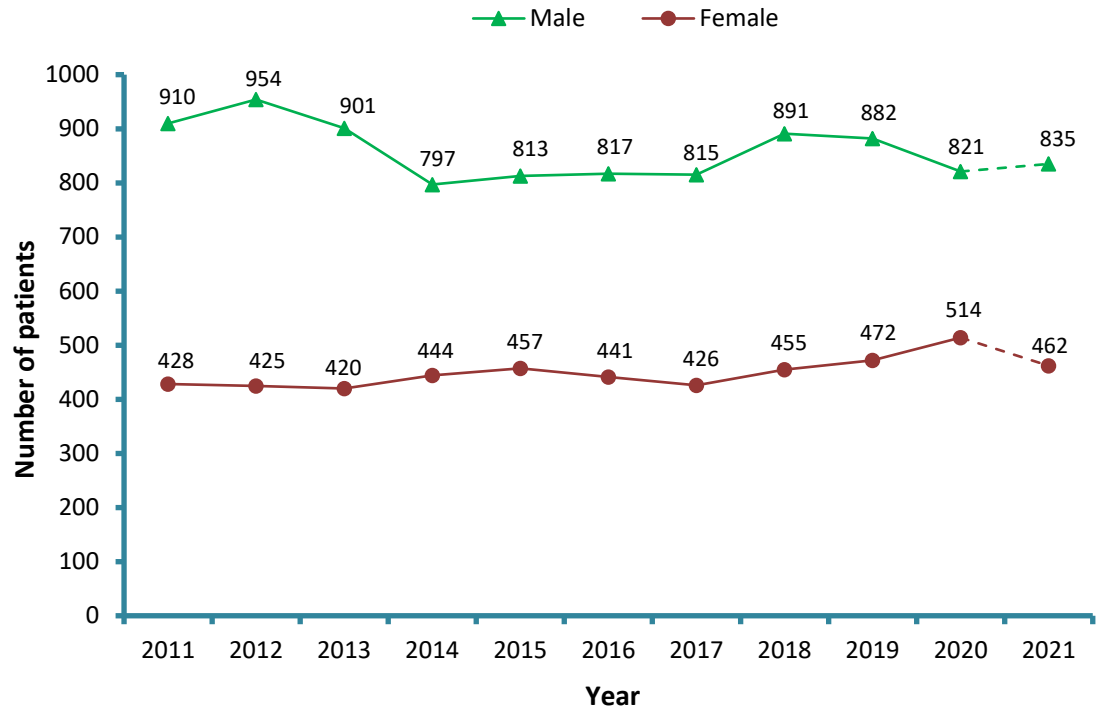
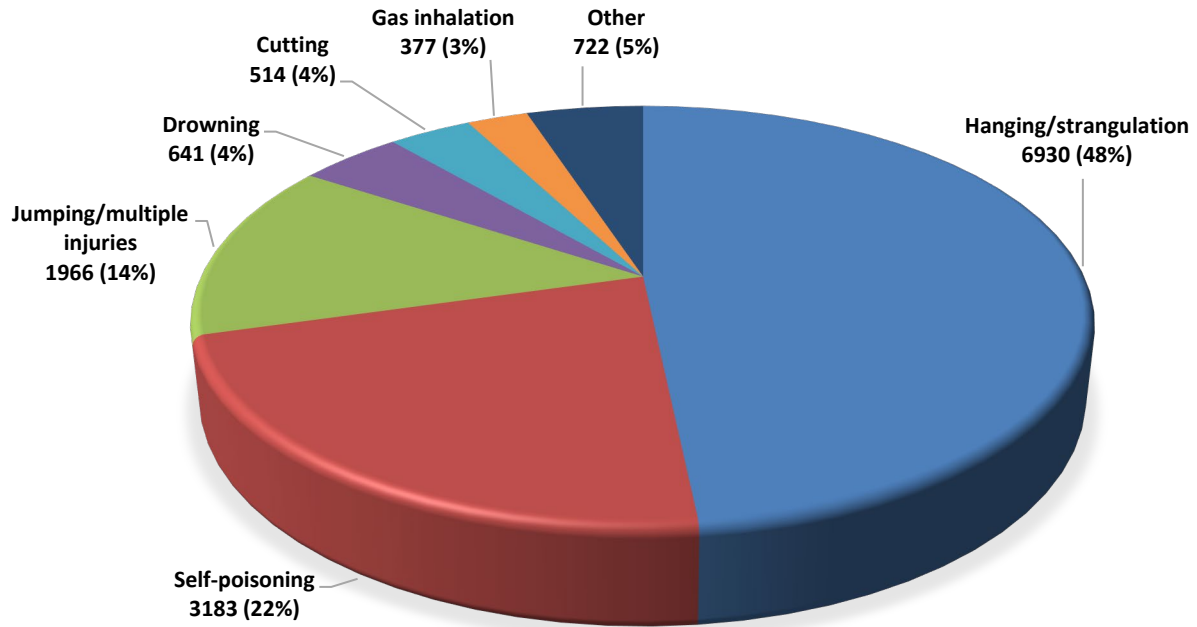


Figure 3: Number of patient suicides in England, by sex



### 3. Method of suicide

Figure 4: Patient suicide in England: main suicide methods



### 4. Social and clinical characteristics

Table 1: Demographic characteristics of patients who died by suicide in England

<i>Demographic features</i>	Total=14,379 <sup>†</sup>	
	Number	%
Age: median (range)	47 (12-100)	
Aged under 18 <sup>†</sup>	200	1
Aged under 25 <sup>†</sup>	1,295	9
Male <sup>†</sup>	9,436	66
Not currently married	9,122	72
Living alone	5,959	47
Unemployed	5,730	46
On long-term sick leave	1,235	10
Ethnic minority group	1,069	8
Homeless	318	2
In the lowest 20% deprivation score <sup>^</sup>	3,422	26

<sup>†</sup> includes estimated figures in 2019-2021

<sup>^</sup> Based on the English Index of Multiple Deprivation (IMD) 2019

**Table 2: Clinical characteristics of patients who died by suicide in England**

<i>Clinical features</i>	Total=14,379 <sup>†</sup>	
	Number	%
Any secondary diagnosis	7,057	54
Duration of illness (<12 months)	2,658	22
First contact with mental health services:		
<12 months	3,129	24
>5 years	6,142	48
Last admission was a re-admission	819	14

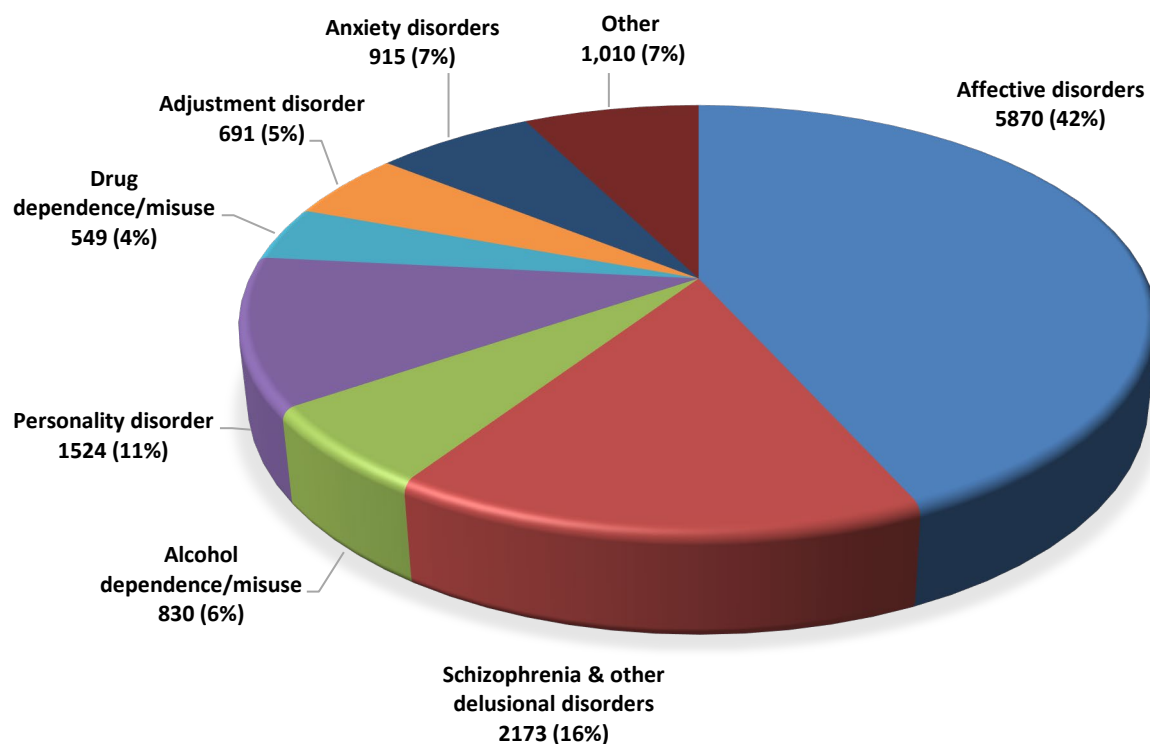
<sup>†</sup> includes estimated figures in 2019-2021

**Table 3: Behavioural characteristics of patients who died by suicide in England**

<i>Behavioural features</i>	Total=14,379 <sup>†</sup>	
	Number	%
History of self-harm	7,887	62
History of violence	2,294	19
History of alcohol misuse <sup>†</sup>	6,026	45
History of drug misuse <sup>†</sup>	4,787	35

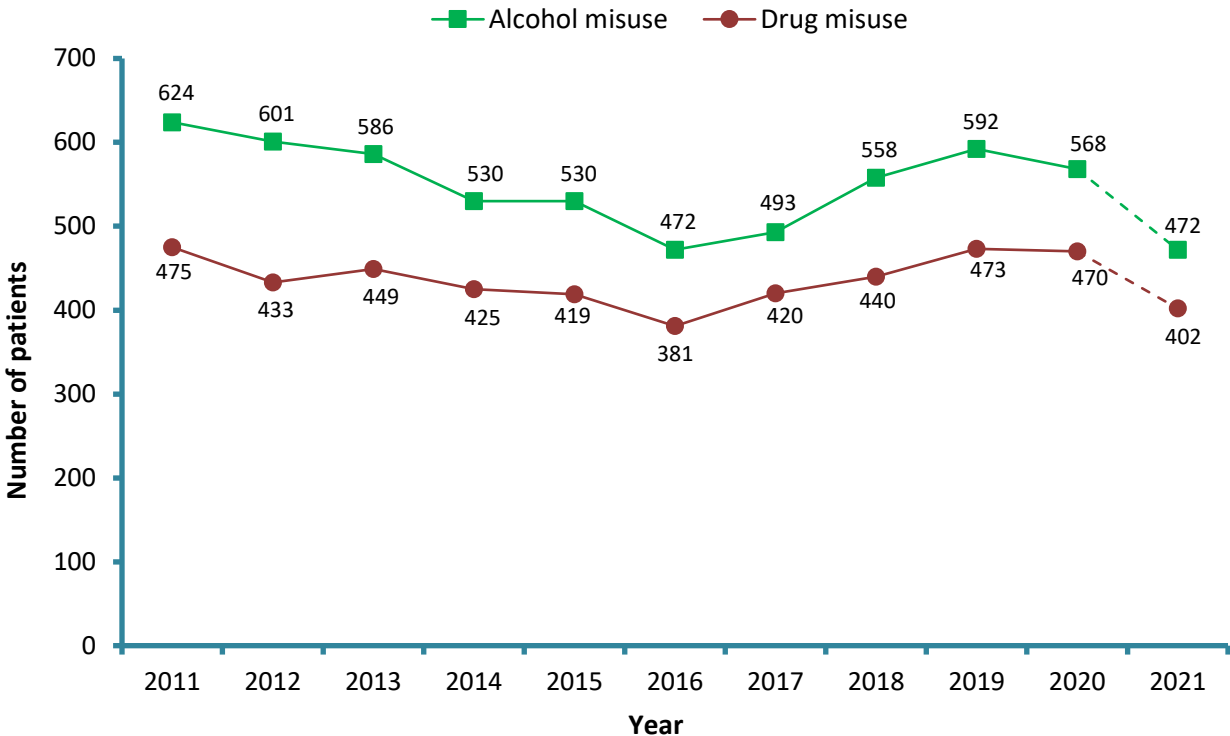
<sup>†</sup> includes estimated figures in 2019-2021

**Figure 5: Patient suicide in England: primary mental health diagnoses**



\*"other" diagnoses include: eating disorders, learning disability, conduct disorder, autism spectrum disorder, somatisation disorder, ADHD, organic disorder, drug induced psychosis, dementia and other specified.

**Figure 6: Patient suicide in England: number with a history of alcohol or drug misuse**



**5. Mental health care**

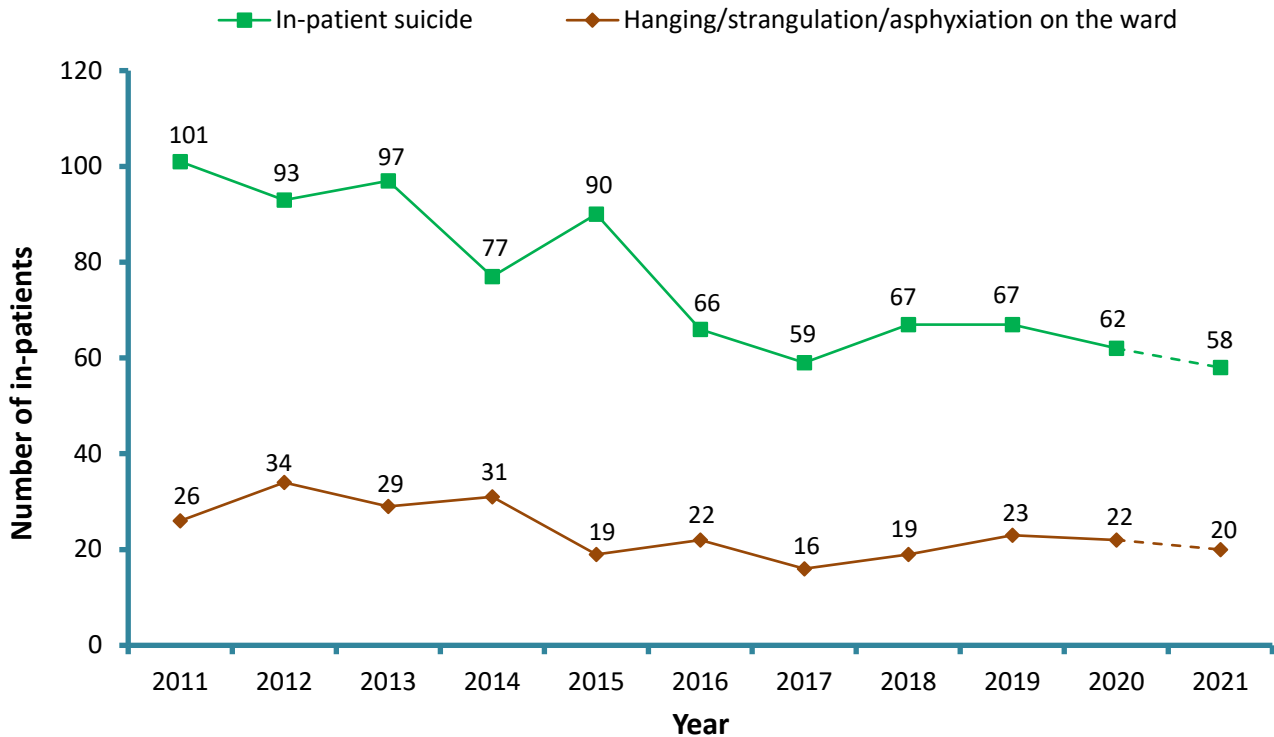
**Table 4: Service characteristics of patients who died by suicide in England**

<b>Characteristic</b>	<b>Total=14,379<sup>†</sup></b>	
	<b>Number</b>	<b>%</b>
In-patients <sup>†</sup>	837	6
Recent (<3 months) discharge <sup>†</sup>	1,852	14
Under crisis resolution/home treatment services <sup>†</sup>	2,024	15
Missed last contact in previous month	2,690	22
Non-adherence with medication in previous month	1,535	13
<b>Contact with services</b>		
Last contact within 7 days of death	6,374	48
Short-term risk: low or none	9,384	81
Long-term risk: low or none	6,195	56

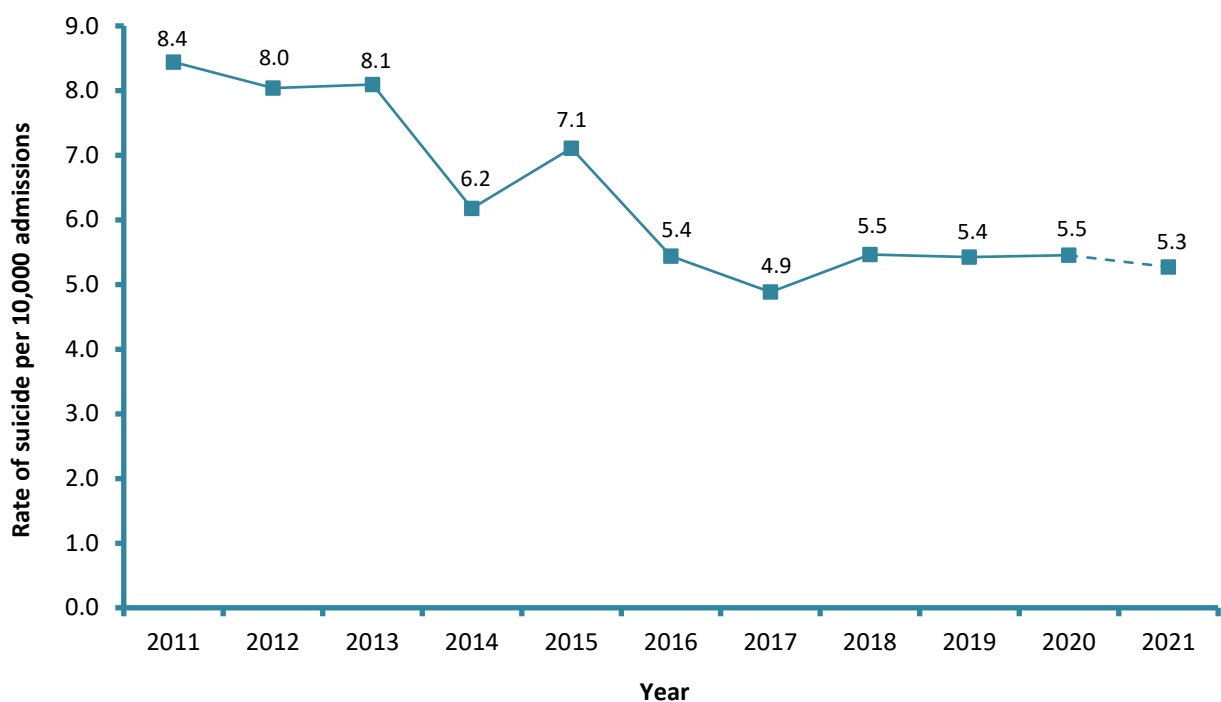
<sup>†</sup> includes estimated figures in 2019-2021

## IN-PATIENT SUICIDE

**Figure 7: Patient suicide in England: number of mental health in-patients; number who died by hanging/strangulation/asphyxiation on the ward**



**Figure 8: Patient suicide in England: rate of in-patient suicide per 10,000 admissions**





**Table 5: Service characteristics of in-patients who died by suicide in England**

<i>Characteristic</i>	Total=837 <sup>†</sup>	
	Number	%
Died within a week of admission	94	12
Leave status:		
On the ward	264	38
On agreed leave	365	52
Off the ward without staff agreement or with agreement but failed to return	67	10
Detained under the MHA	245	34
Died within a local in-patient unit	474	65
Under enhanced nursing observation	142	32
Short-term risk assessment viewed as low or none	485	73

<sup>†</sup> includes estimated figures in 2019-2021

MHA=Mental Health Act

## PATIENTS RECENTLY DISCHARGED FROM IN-PATIENT CARE

**Figure 9: Patient suicide in England: number who died within 3 months of in-patient discharge and rate of suicide per 10,000 discharges**

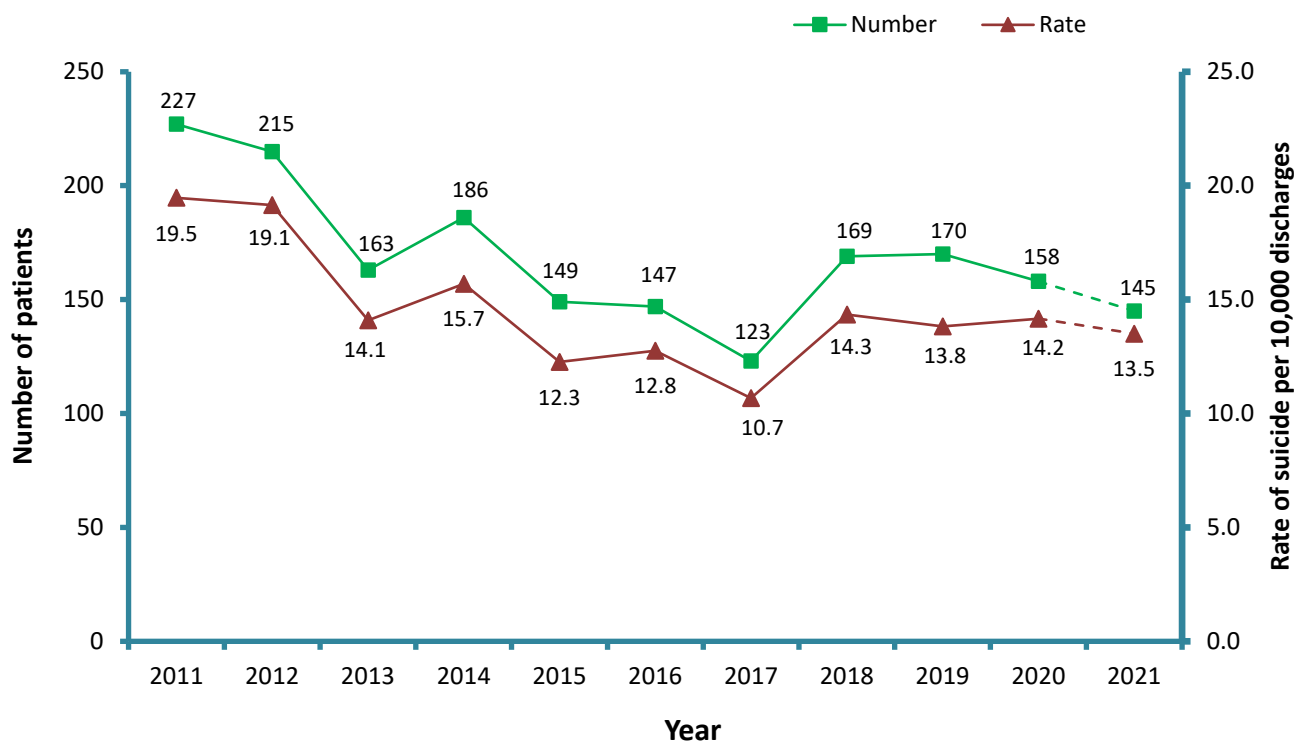


Figure 10: Patient suicide in England: number per week following discharge (2011-2021)

