

MANCHESTER
1824

The University of Manchester



Healthcare Quality
Improvement Partnership

National Confidential Inquiry

Into Suicide and Safety
in Mental Health

Annual Report 2024:

Additional online data tables

Scotland patient data 2011-2021

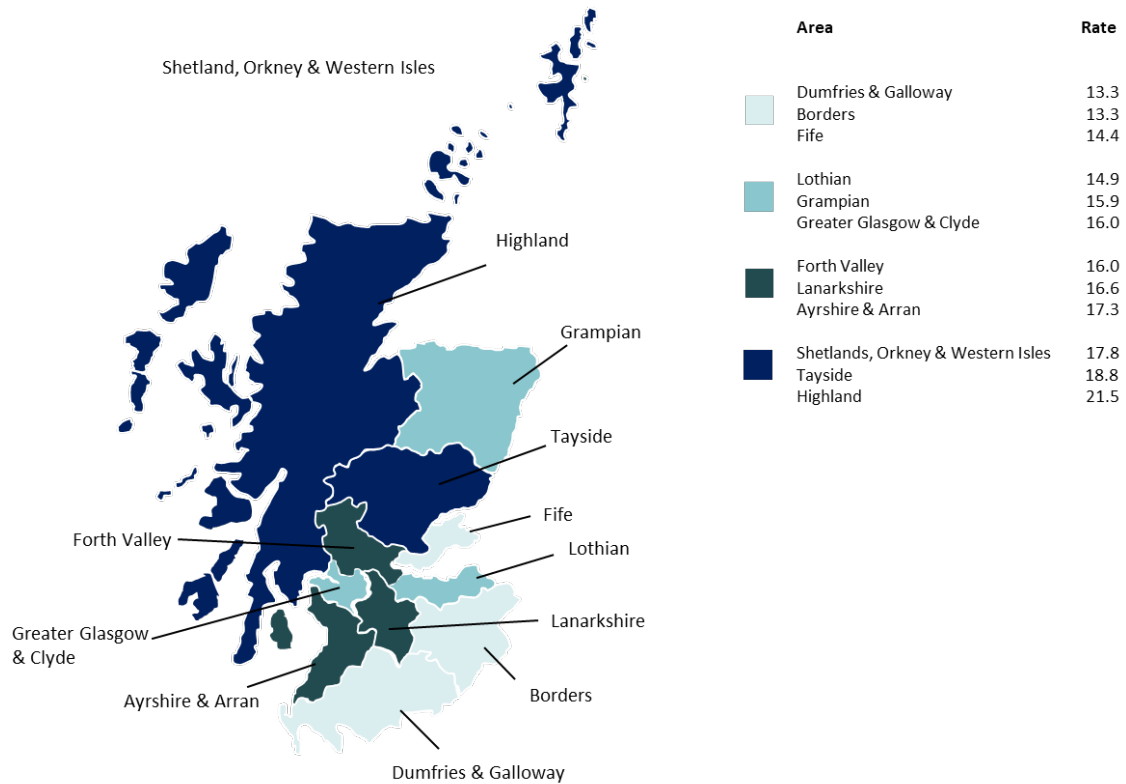
CONTENTS

1. General population suicide rates by area of residence	3
2. Number of patient suicides	4
3. Method of suicide	5
4. Social and clinical characteristics	5
5. Mental health care	7
6. In-patient suicide	8
7. Patients recently discharged from in-patient care	9

Suicide in the general population in Scotland

1. General population suicide rates by area of residence

Figure 1: Rates of suicide per 100,000 population, by NHS Health Board (average rate 2019-2021)



Note: rates have been colour coded by approximate quartile

Patients who died by suicide in Scotland, 2011-2021

2. Number of patient suicides

Figure 2: Number of patient suicides in Scotland

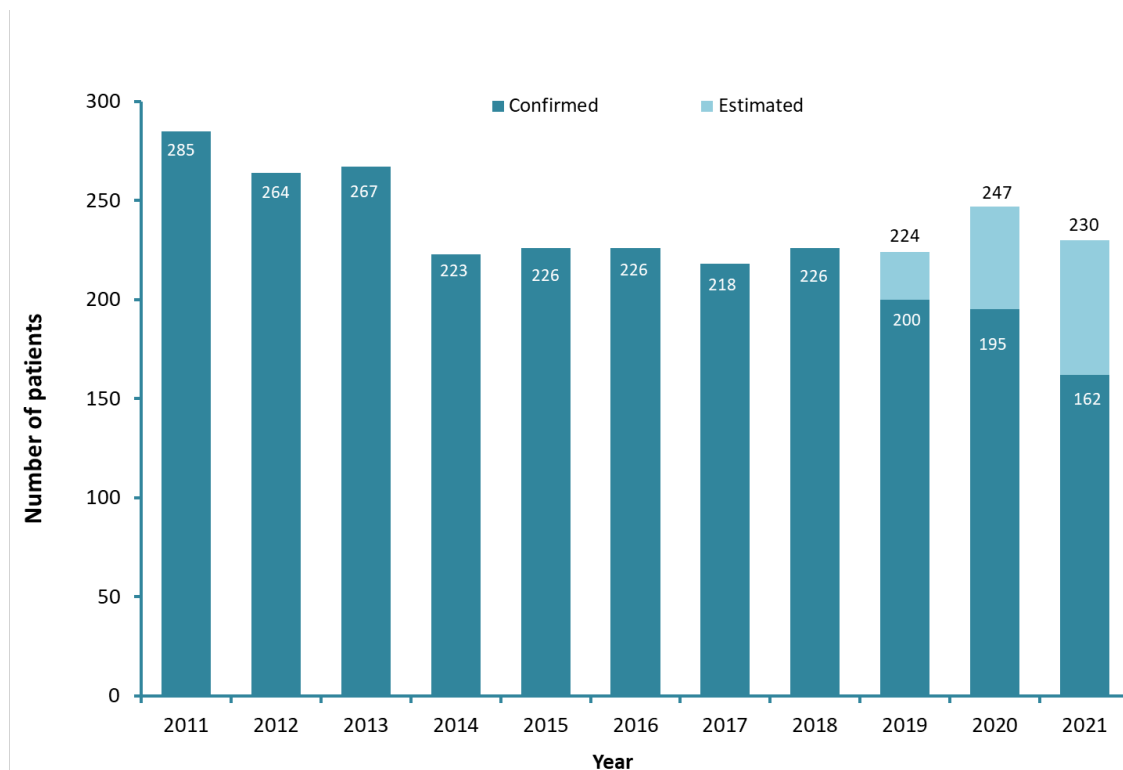
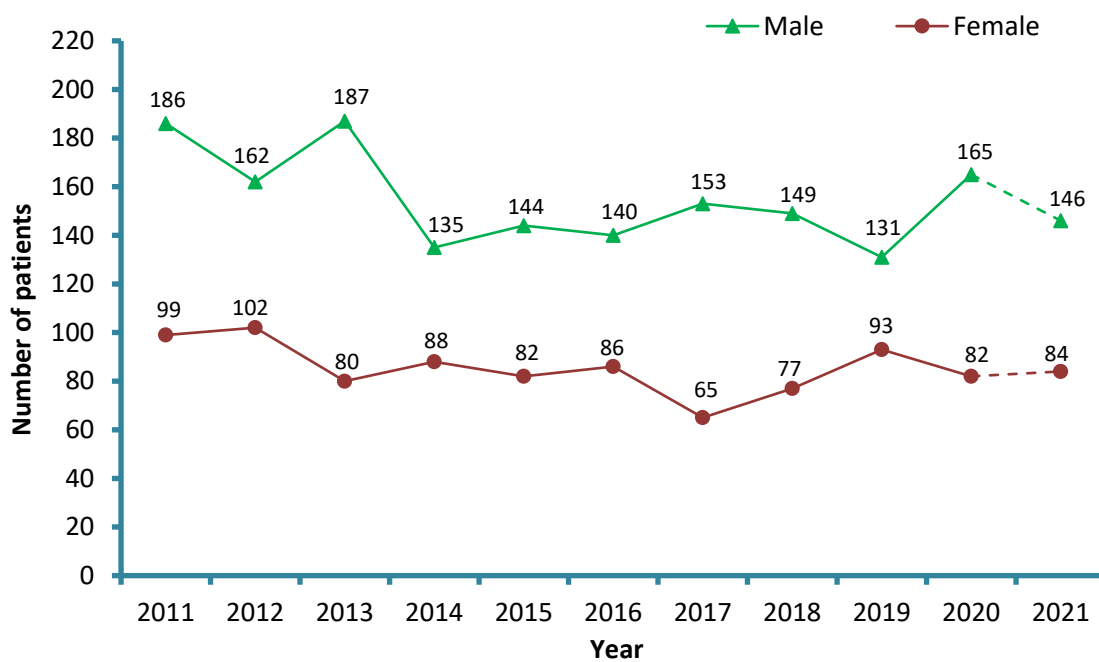
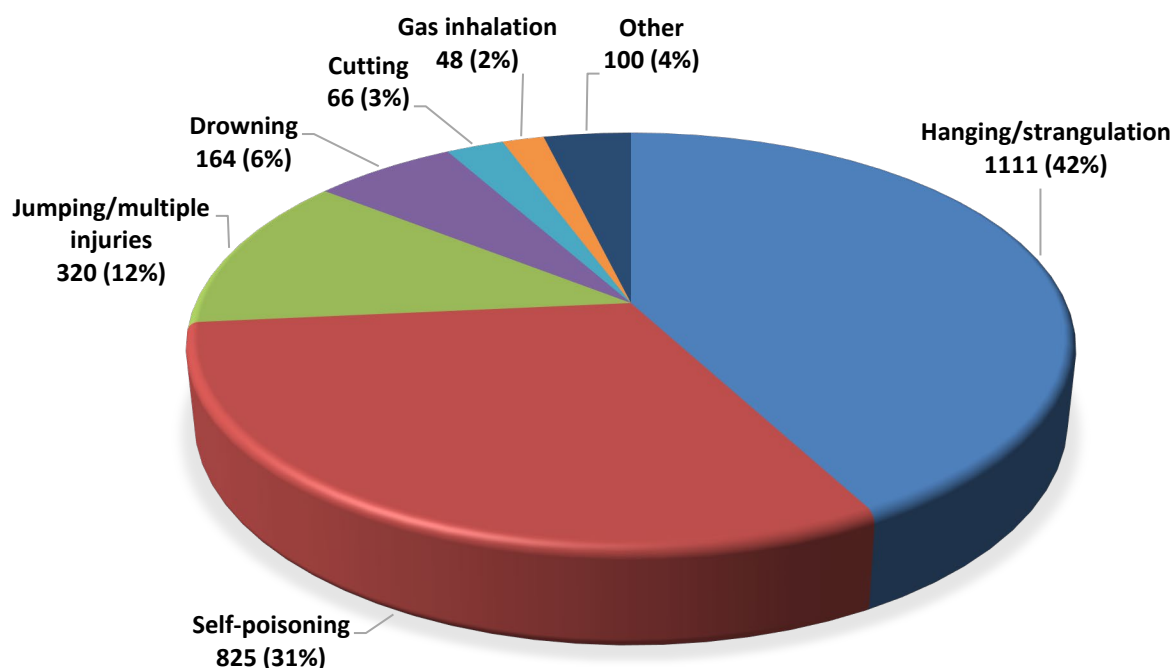


Figure 3: Number of patient suicides in Scotland, by sex



3. Method of suicide

Figure 4: Patient suicide in Scotland: main suicide methods



4. Social and clinical characteristics

Table 1: Demographic characteristics of patients who died by suicide in Scotland

Demographic features	Total=2,636 [†]	
	Number	%
Age: median (range)	44 (12-94)	
Aged under 18 [†]	42	2
Aged under 25 [†]	226	9
Male [†]	1,698	64
Not currently married	1,763	77
Living alone	1,260	55
Unemployed	1,253	55
Long-term sick leave	271	12
Ethnic minority group	47	2
Homeless	55	2
In the lowest 20% deprivation score [^]	819	33

[†] includes estimated figures in 2019-2021

[^] Based on the Scotland Index of Multiple Deprivation (SIMD) 2020

Table 2: Clinical characteristics of patients who died by suicide in Scotland

<i>Clinical features</i>	Total=2,636 [†]	
	Number	%
Any secondary diagnosis	1,297	53
Duration of illness (<12 months)	309	14
First contact with mental health services:		
<12 months	386	16
>5 years	1,405	60
Last admission was a re-admission	158	13

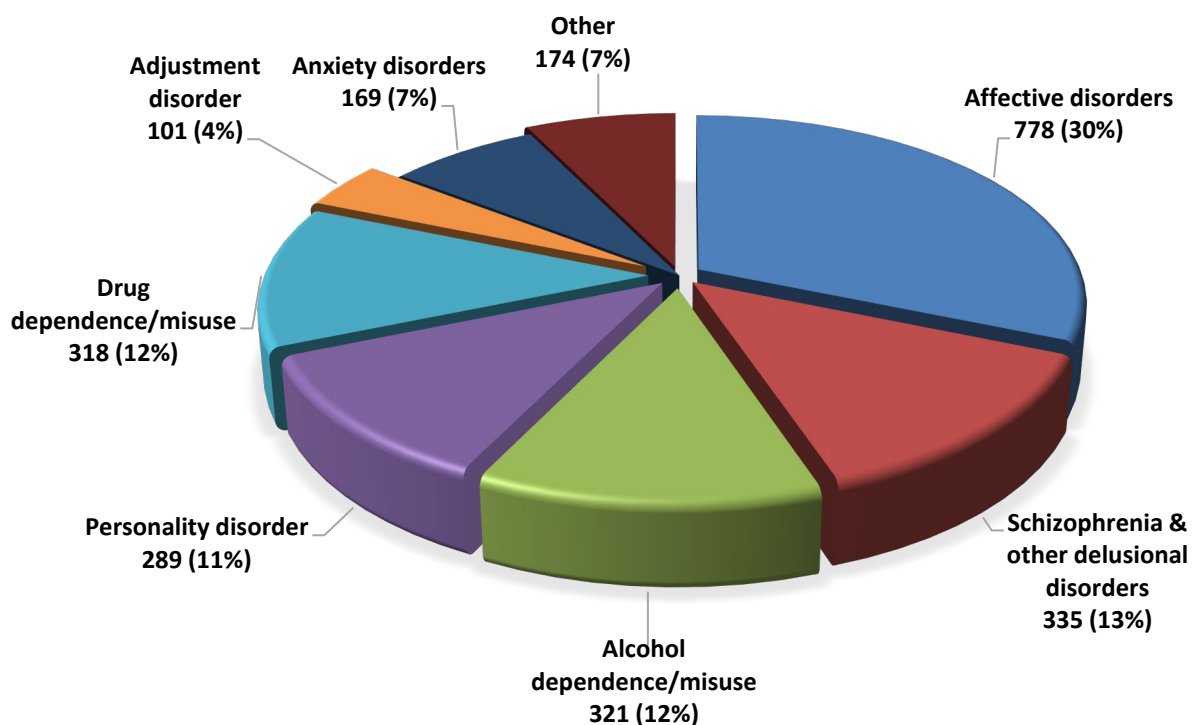
[†] includes estimated figures in 2019-2021

Table 3: Behavioural characteristics of patients who died by suicide in Scotland

<i>Behavioural features</i>	Total=2,636 [†]	
	Number	%
History of self-harm	1,509	64
History of violence	506	23
History of alcohol misuse [†]	1,366	55
History of drug misuse [†]	1,208	48

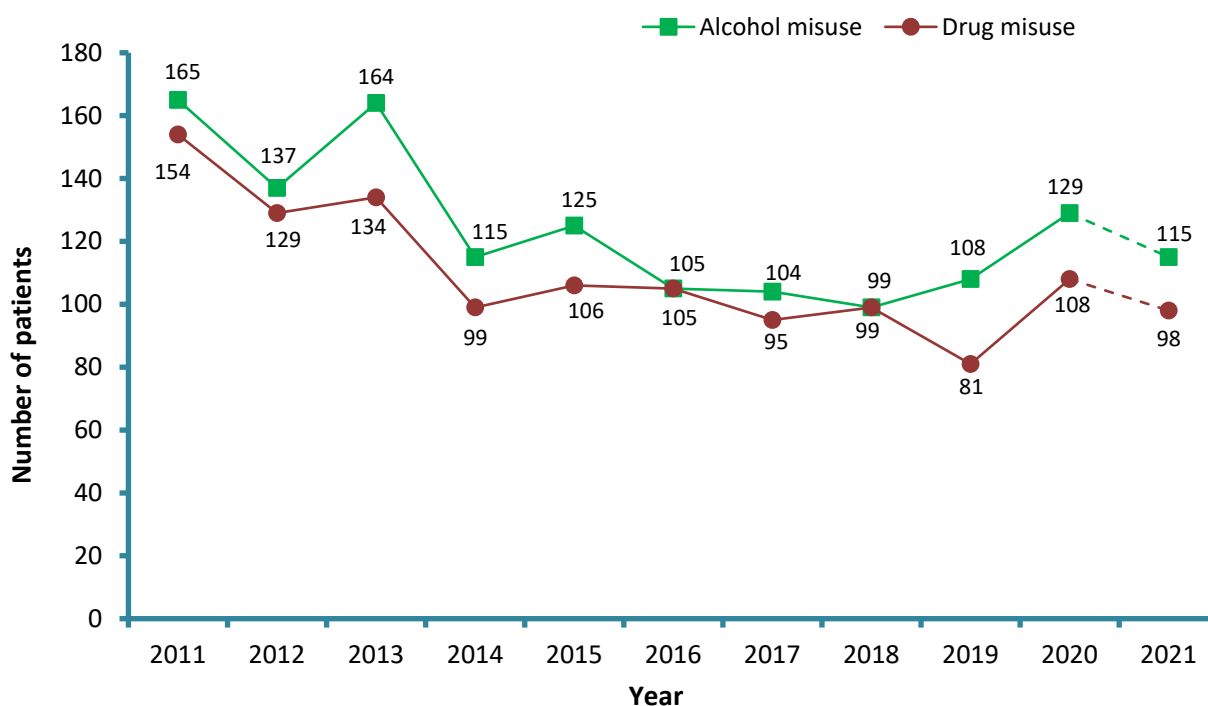
[†] includes estimated figures in 2019-2021

Figure 5: Patient suicide in Scotland: primary mental health diagnoses



*"other" diagnoses include: eating disorders, learning disability, conduct disorder, autism spectrum disorder, somatisation disorder, ADHD, organic disorder, drug induced psychosis, dementia and other specified.

Figure 6: Patient suicide in Scotland: number with a history of alcohol or drug misuse



5. Mental health care

Table 4: Service characteristics of patients who died by suicide in Scotland

Characteristic	Total=2,636 [†]	
	Number	%
In-patient [†]	152	6
Recent (<3 months) discharge [†]	332	14
Under crisis resolution/home treatment services [†]	160	7
Missed last contact in previous month	617	27
Non-adherence with medication in previous month	231	11
Contact with services		
Last contact within 7 days of death	973	40
Short-term risk: low or none	1,903	85
Long-term risk: low or none	1,283	60

[†] includes estimated figures in 2019-2021

6. In-patient suicide

Figure 7: Patient suicide in Scotland: number of mental health in-patients and rate of suicide per 10,000 admissions

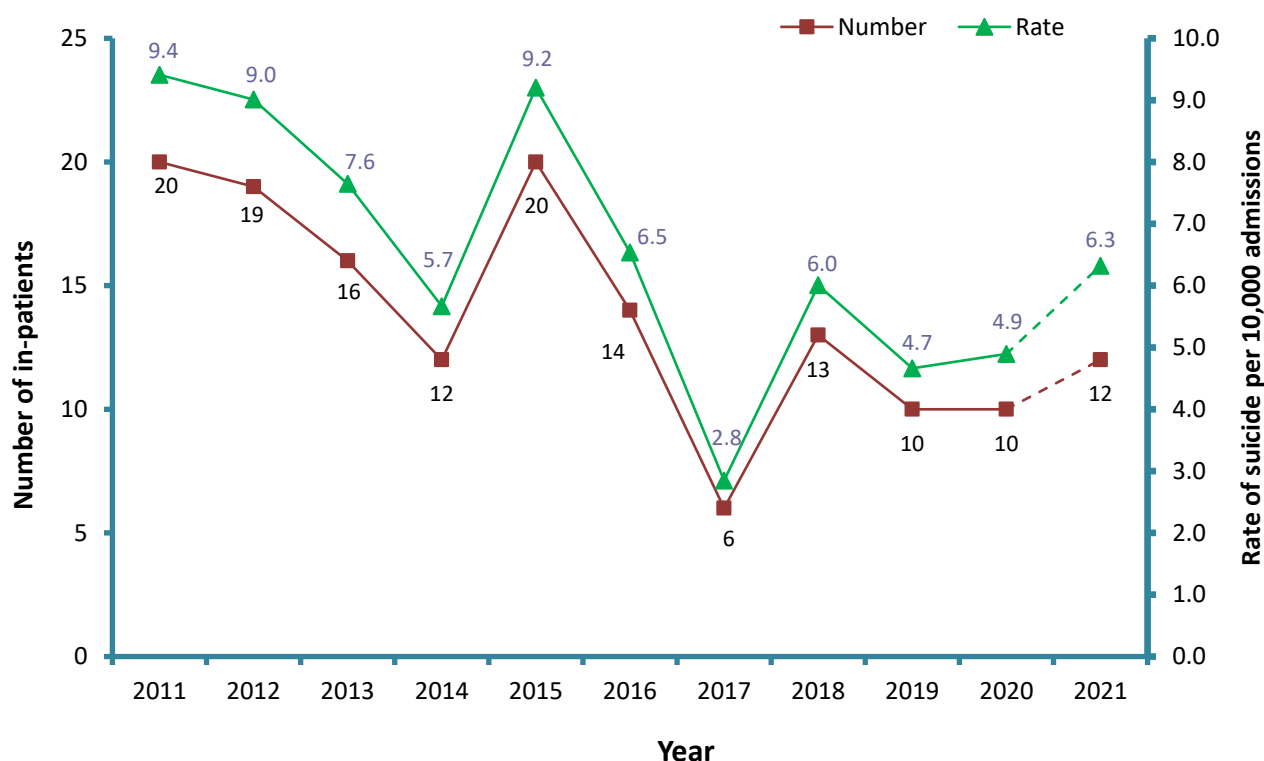


Table 5: Service characteristics of in-patients who died by suicide in Scotland

Characteristic	Total=152 [†]	
	Number	%
Died within a week of admission	34	24
Leave status:		
On the ward	53	38
On agreed leave	57	41
Off the ward without staff agreement or with agreement but failed to return	30	21
Detained under the MHA	43	31
Died within a local in-patient unit	111	79
Under medium/high level of observation	12	11
Short-term risk assessment viewed as low or none	94	68

[†] includes estimated figures in 2019-2021
MHA=Mental Health Act

7. Patients recently discharged from in-patient care

Figure 8: Patient suicide in Scotland: number who died within 3 months of in-patient discharge and rate of suicide per 10,000 discharges

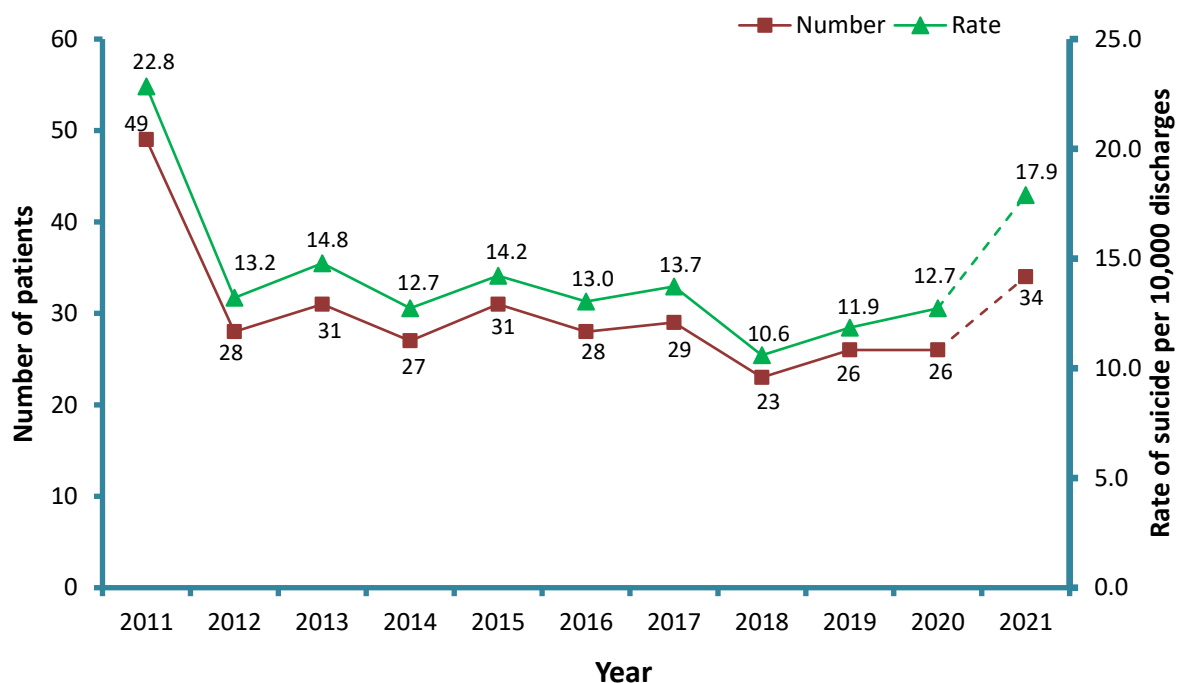


Figure 9: Patient suicide in Scotland: number per week following discharge (2011-2021)

