



The University of Manchester



HQIP

Healthcare Quality
Improvement Partnership

National Confidential Inquiry

Into Suicide and Safety
in Mental Health

Annual Report 2024:

Additional online data tables

Wales patient data 2011-2021

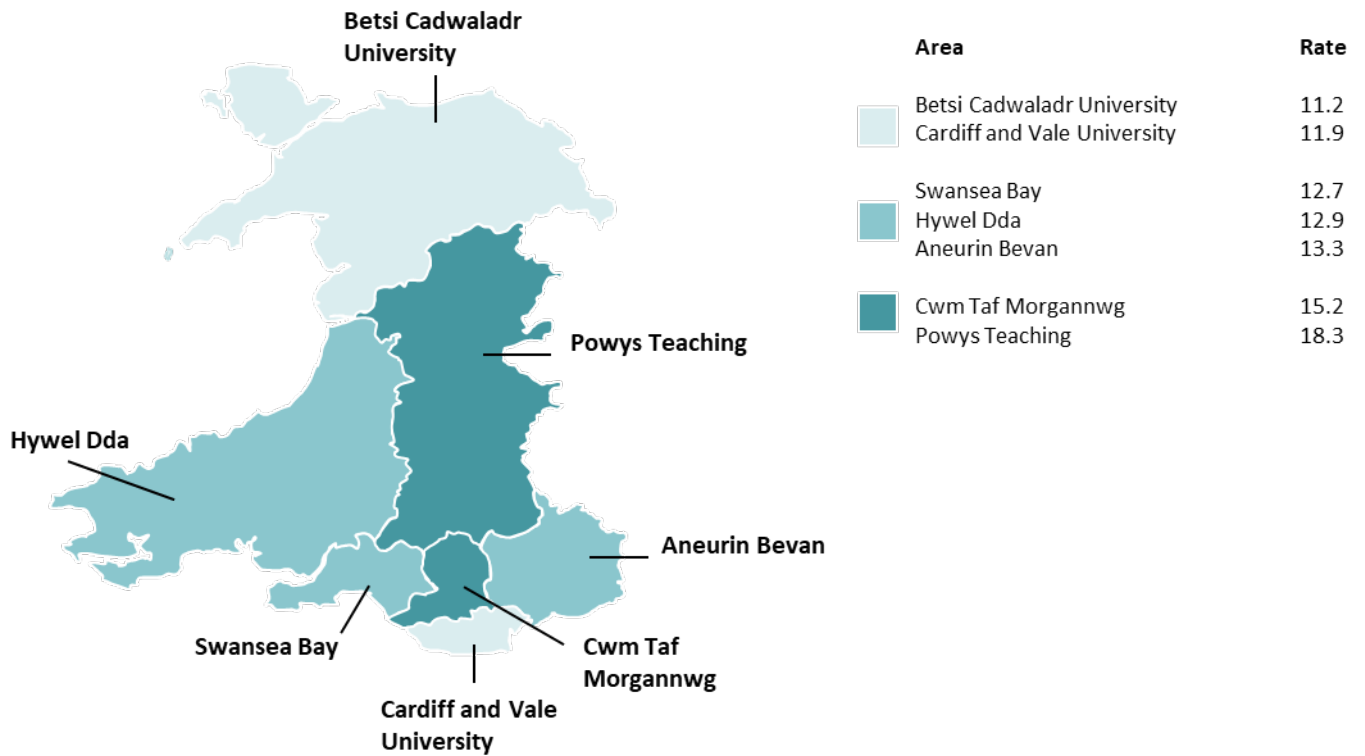
CONTENTS

1. SUICIDE RATES BY AREA OF RESIDENCE	2
2. NUMBER OF PATIENT SUICIDES	3
3. METHOD OF SUICIDE	4
4. SOCIAL AND CLINICAL CHARACTERISTICS	4
5. MENTAL HEALTH CARE	6
6. PATIENTS RECENTLY DISCHARGED FROM IN-PATIENT CARE	7

Suicide in the general population in Wales

1. Suicide rates by area of residence

Figure 1: Rates of suicide per 100,000 population, by Health Board of residence (average rate 2019-2021)



Patients who died by suicide in Wales, 2011-2021

2. Number of patient suicides

Figure 2: Number of patient suicides in Wales

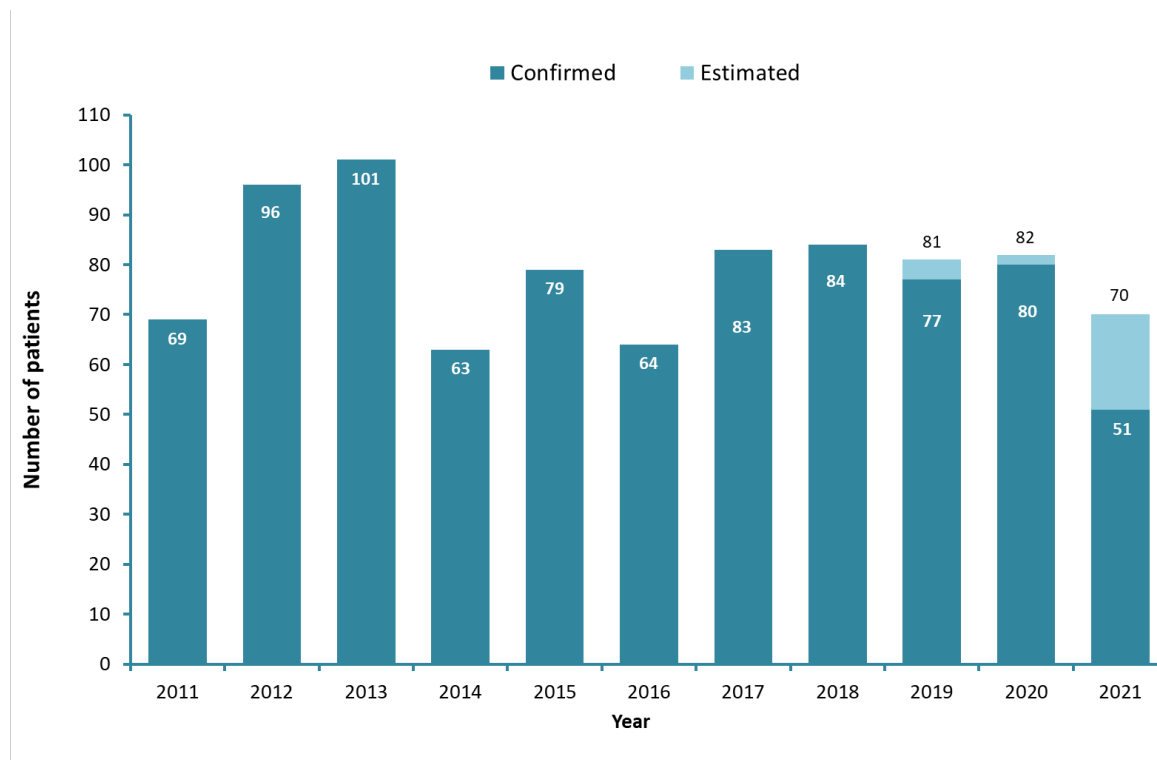
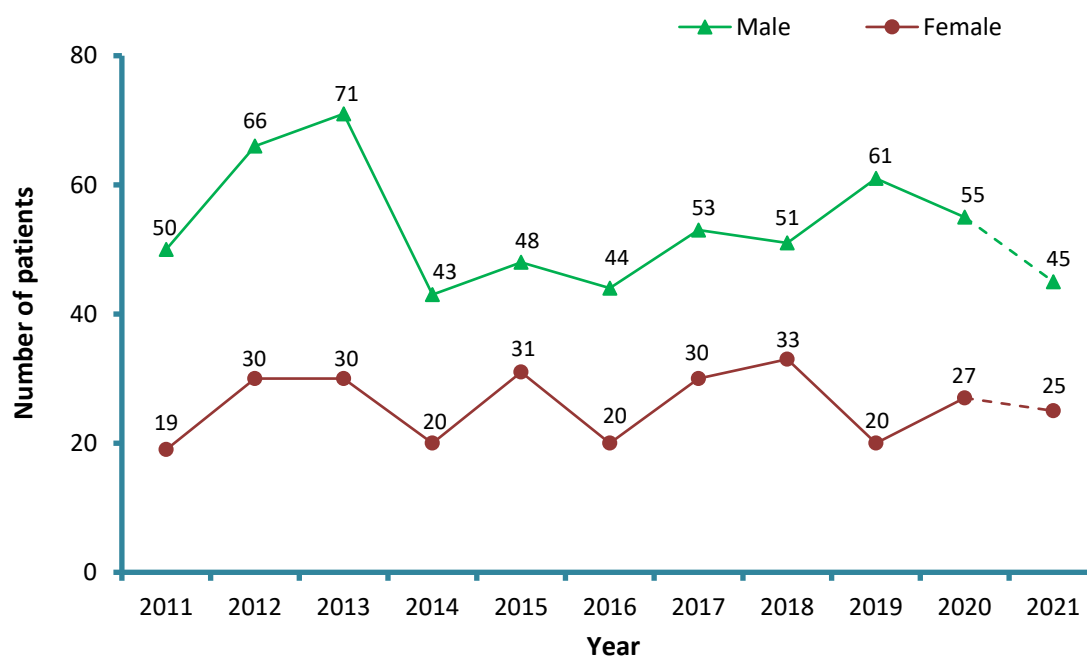
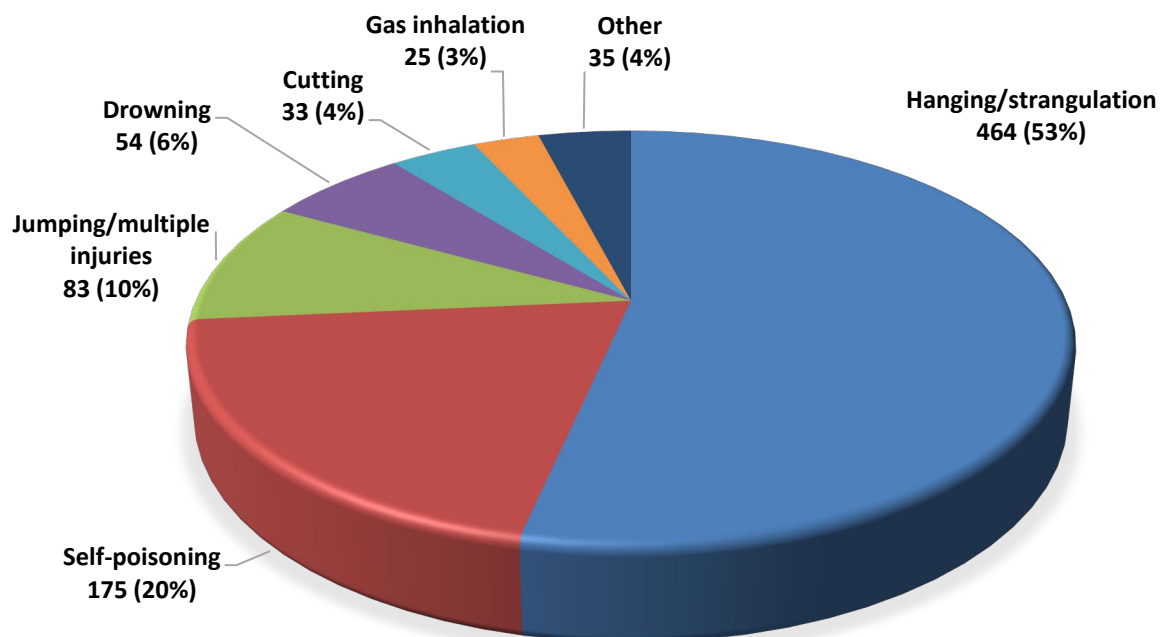


Figure 3: Number of patient suicides in Wales, by sex



3. Method of suicide

Figure 4: Patient suicide in Wales: main suicide methods



4. Social and clinical characteristics

Table 1: Demographic characteristics of patients who died by suicide in Wales

Demographic features	Total=872 [†]	
	Number	%
Age: median (range)	45 (15-96)	
Aged under 18 [†]	9	1
Aged under 25 [†]	78	9
Male [†]	587	67
Not currently married	563	70
Living alone	347	43
Unemployed	372	48
On long-term sick leave	101	13
Ethnic minority group	19	2
Homeless	18	2
In the lowest 20% deprivation score [^]	194	25

[†] includes estimated figures in 2019-2021

[^]based on the Welsh Index of Multiple Deprivation (WIMD) 2019

Table 2: Clinical characteristics of patients who died by suicide in Wales

<i>Clinical features</i>	Total=872 [†]	
	Number	%
Any secondary diagnosis	484	58
Duration of illness (<12 months)	169	22
First contact with mental health services:		
<12 months	181	22
>5 years	423	52
Last admission was a re-admission	69	16

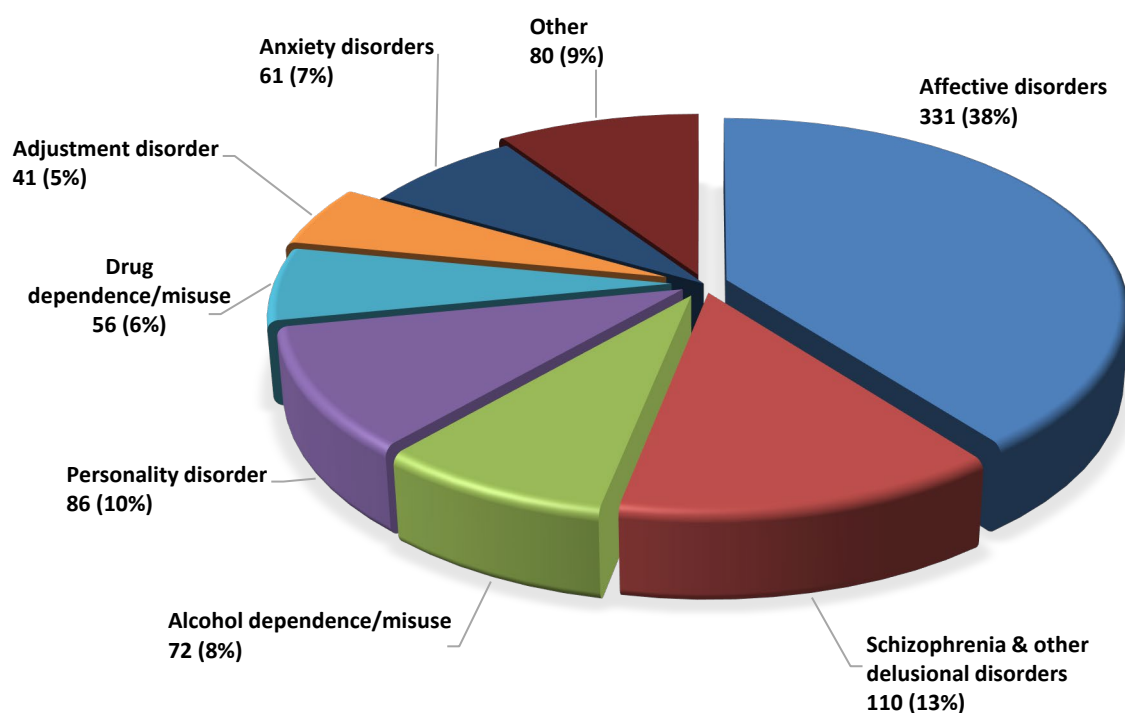
[†] includes estimated figures in 2019-2021

Table 3: Behavioural characteristics of patients who died by suicide in Wales

<i>Behavioural features</i>	Total=872 [†]	
	Number	%
History of self-harm	510	64
History of violence	162	21
History of alcohol misuse [†]	407	49
History of drug misuse [†]	353	42

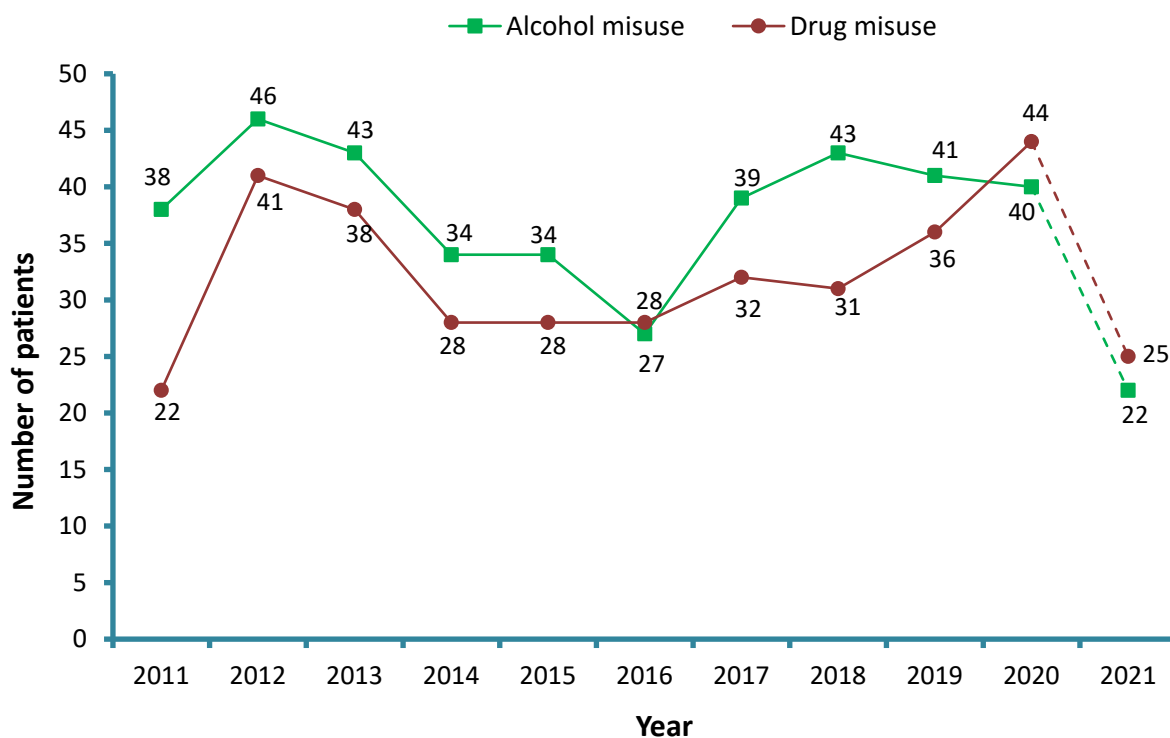
[†] includes estimated figures in 2019-2021

Figure 5: Patient suicide in Wales: primary psychiatric diagnosis



*"other" diagnoses include: eating disorders, learning disability, conduct disorder, autism spectrum disorder, somatisation disorder, ADHD, organic disorder, drug induced psychosis, dementia and other specified.

Figure 6: Patient suicide in Wales: number with a history of alcohol or drug misuse



5. Mental health care

Table 4: Service characteristics of patients who died by suicide in Wales

Characteristic	Total=872 [†]	
	Number	%
In-patient [†]	48	6
Recent (<3 months) discharge [†]	133	16
Under crisis resolution/home treatment services [†]	87	10
Missed last contact in previous month	168	22
Non-adherence with medication in previous month	97	12
Contact with services		
Last contact within 7 days of death	364	43
Short-term risk: low or none	671	89
Long-term risk: low or none	463	66

[†] includes estimated figures in 2019-2021

6. Patients recently discharged from in-patient care

Figure 7: Patient suicide in Wales: number who died within 3 months of in-patient discharge

