



The University of Manchester



**HQIP**

Healthcare Quality  
Improvement Partnership

# National Confidential Inquiry

Into Suicide and Safety  
in Mental Health

**Annual Report 2024:**

Additional online data tables

Northern Ireland Patient data 2011-2019

## Suicide in the general population in Northern Ireland (2019-2021)

### 1. Suicide rates by area of residence

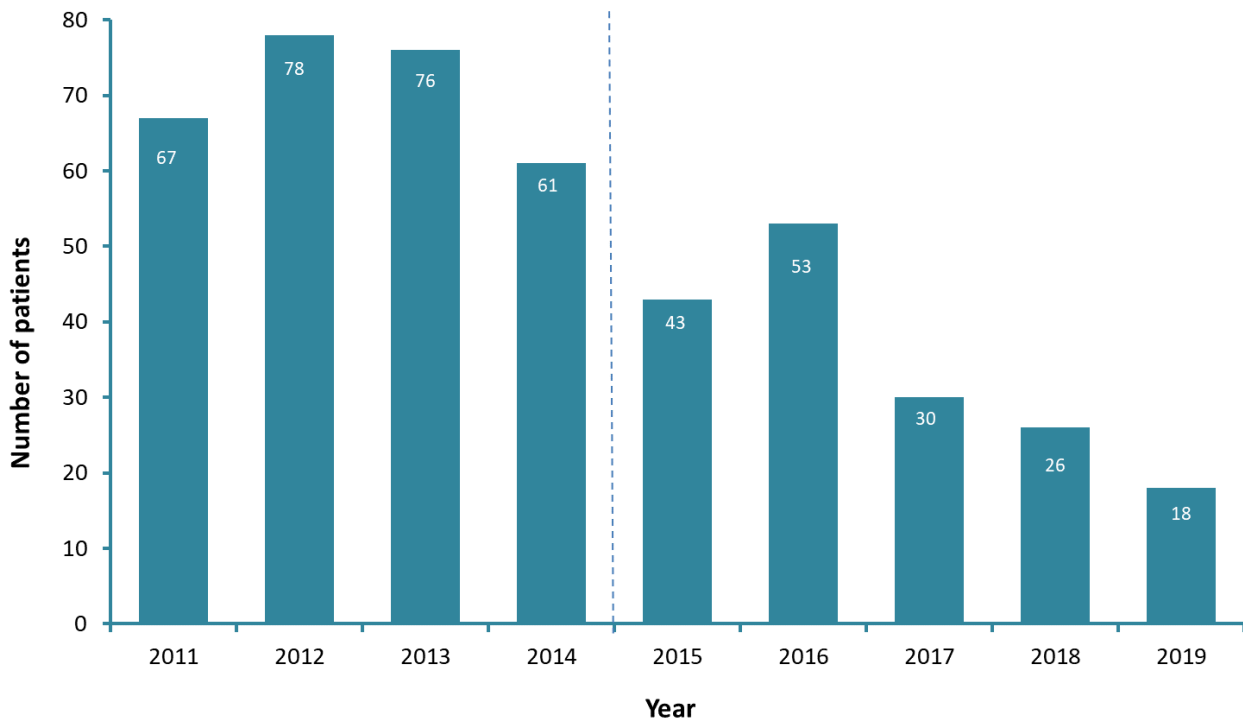
Figure 1: Rate of suicide per 100,000 population, by Health and Social Care Trust of residence (average rate 2019-2021)



## Patients who died by suicide in Northern Ireland (2011-2019)

### 2. Number of patient suicides

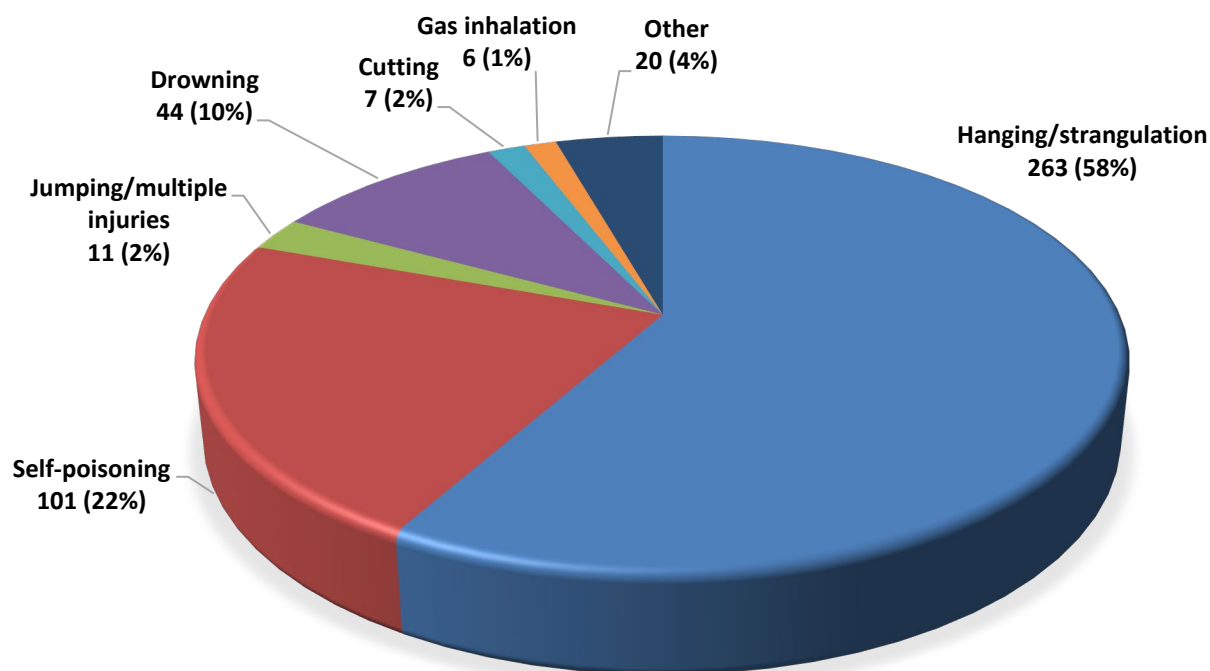
Figure 2: Number of patient suicides in Northern Ireland



Note: Figures are actual and not based on estimations. Figures appear lower in more recent years but will be updated in future versions of this document. The dotted line indicates when registered deaths with undetermined outcomes have been removed as per NISRA guidance.

### 3. Method of suicide (2011-2019)

Figure 3: Patient suicide in Northern Ireland: main suicide methods



### 4. Social and clinical characteristics of patients who died by suicide (2011-2019)

Table 1: Demographic characteristics of patients who died by suicide in Northern Ireland

Demographic features	Total=452	
	Number	%
Age: median (range)	42 (15-85)	
Aged under 25	52	12
Male	306	68
Not currently married	306	71
Living alone	167	40
Unemployed	233	55
On long-term sick leave	51	12
Minority ethnic group	3	1
Homeless	6	1

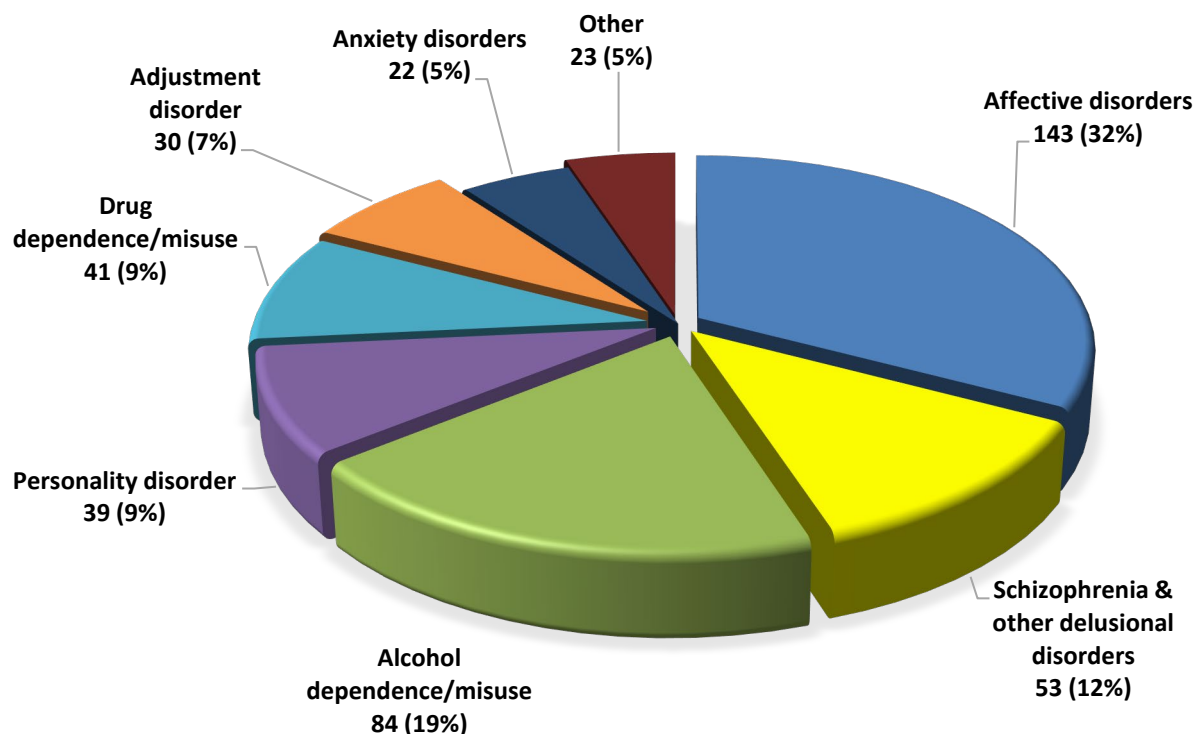
**Table 2: Clinical characteristics of patients who died by suicide in Northern Ireland**

<i>Clinical features</i>	Total=452	
	Number	%
Any secondary diagnosis	231	52
Duration of illness (<12 months)	75	19
First contact with mental health services:		
<12 months	87	20
>5 years	212	49
Last admission was a re-admission	34	15

**Table 3: Behavioural characteristics of patients who died by suicide in Northern Ireland**

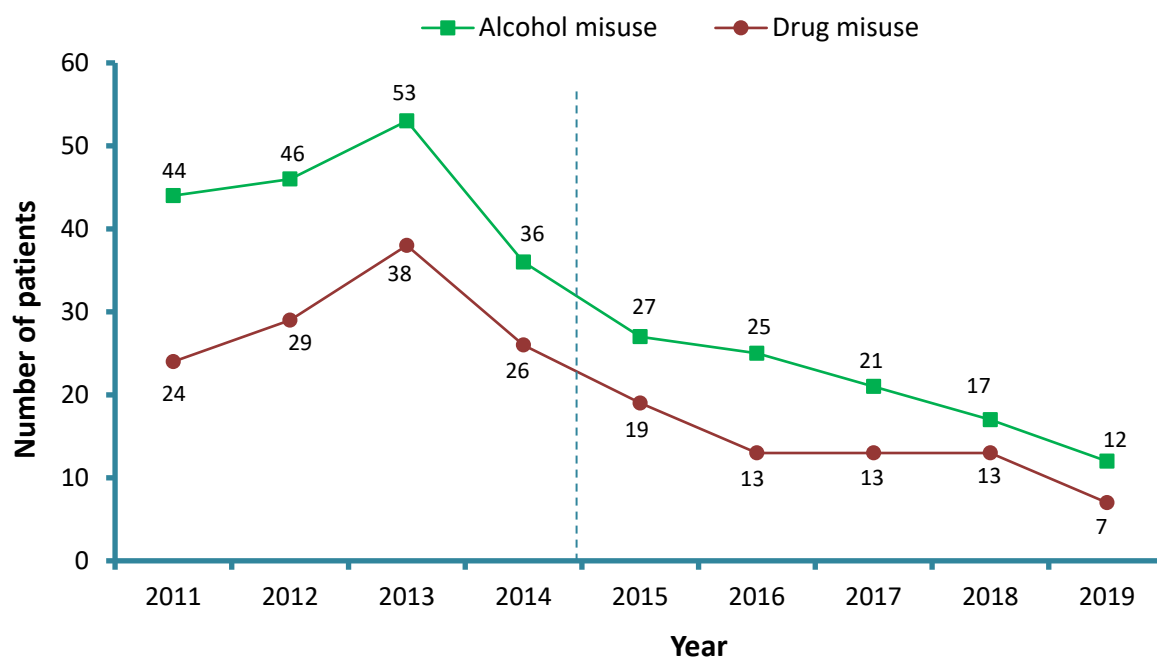
<i>Behavioural features</i>	Total=452	
	Number	%
History of self-harm	323	73
History of violence	108	26
History of alcohol misuse	281	64
History of drug misuse	182	42

**Figure 4: Patient suicide in Northern Ireland: primary mental health diagnoses (2011-2019)**



\*"other" diagnoses include: eating disorders, learning disability, conduct disorder, autism spectrum disorder, somatisation disorder, ADHD, organic disorder, drug induced psychosis, dementia and other specified.

**Figure 5: Patient suicide in Northern Ireland: number with a history of alcohol or drug misuse**



Note: the dotted line indicates when registered deaths with undetermined outcomes have been removed. Figures appear lower in more recent years but will be updated in future versions of this document.

## 5. Mental health care (2011-2019)

**Table 4: Service characteristics of patients who died by suicide in Northern Ireland**

Characteristic	Total=452	
	Number	%
In-patient	15	3
Recent (<3 months) discharge	72	17
Under crisis resolution/home treatment service	38	9
Missed last contact in previous month	153	36
Non-adherence with medication in previous month	35	9
<b>Contact with services</b>		
Last contact within 7 days of death	162	37
Short-term risk: low or none	337	87
Long-term risk: low or none	228	62