

MANCHESTER
1824

The University of Manchester

National Confidential Inquiry

into Suicide and Safety
in Mental Health

Annual Report 2023

Additional online data tables

Wales patient data 2010-2020



HQIP

Healthcare Quality
Improvement Partnership

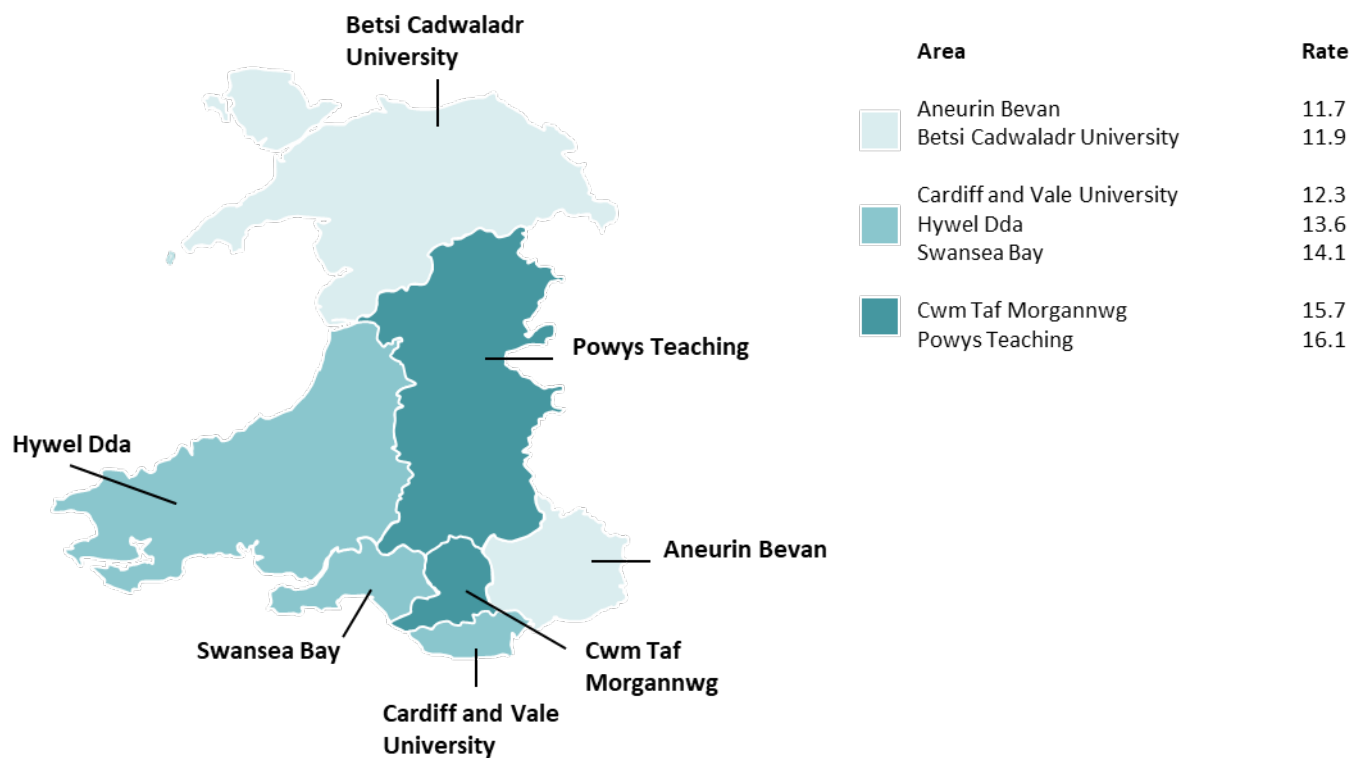
CONTENTS

| | |
|---|----------|
| 1. SUICIDE RATES BY AREA OF RESIDENCE | 3 |
| 2. NUMBER OF PATIENT SUICIDES | 4 |
| 3. METHOD OF SUICIDE | 5 |
| 4. SOCIAL AND CLINICAL CHARACTERISTICS | 5 |
| 5. MENTAL HEALTH CARE | 7 |
| 6. PATIENTS RECENTLY DISCHARGED FROM IN-PATIENT CARE | 8 |

Suicide in the general population in Wales

1. Suicide rates by area of residence

Figure 1: Rates of suicide per 100,000 population, by Health Board of residence (average rate 2018-2020)



Patients who died by suicide in Wales, 2010-2020

2. Number of patient suicides

Figure 2: Number of patient suicides in Wales

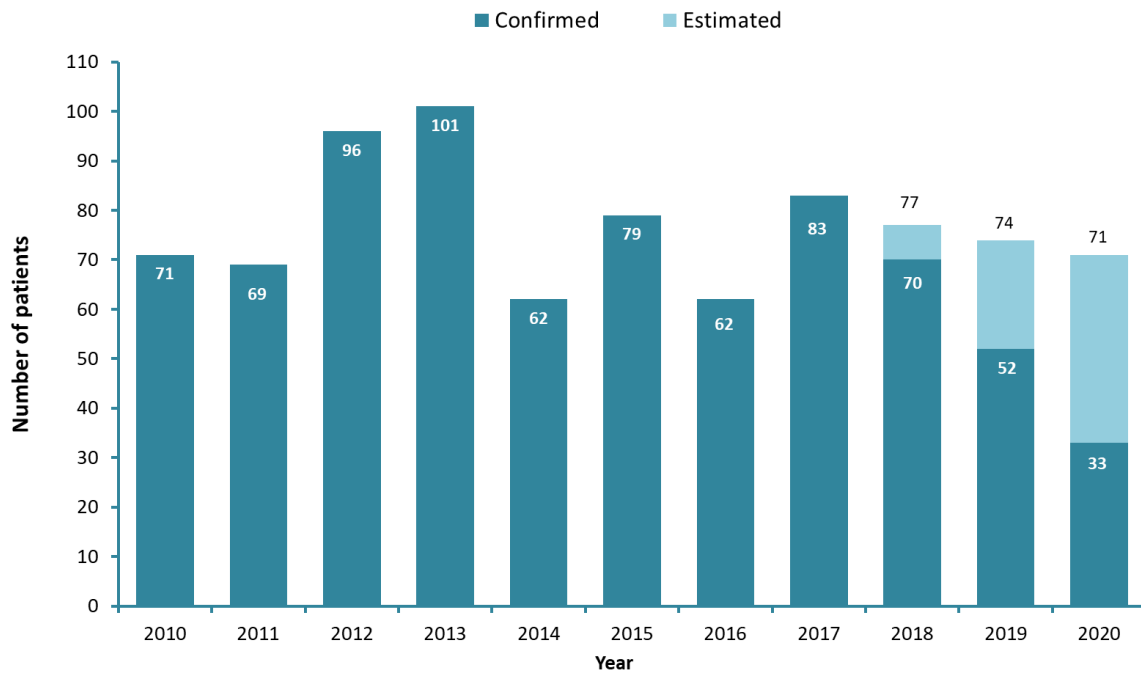
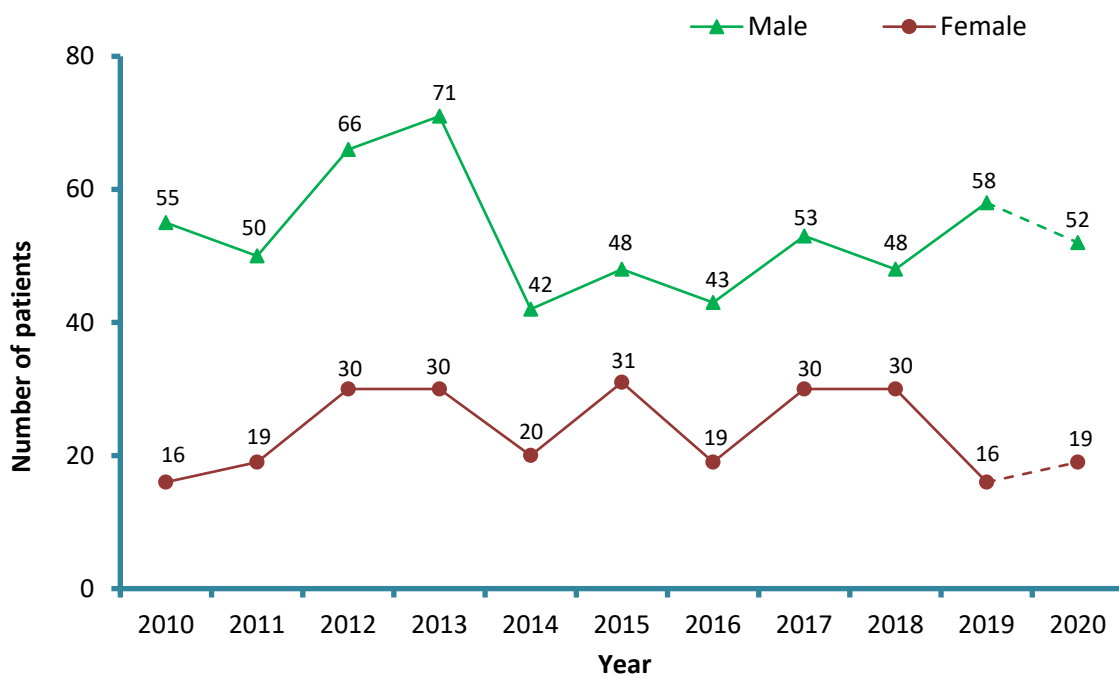
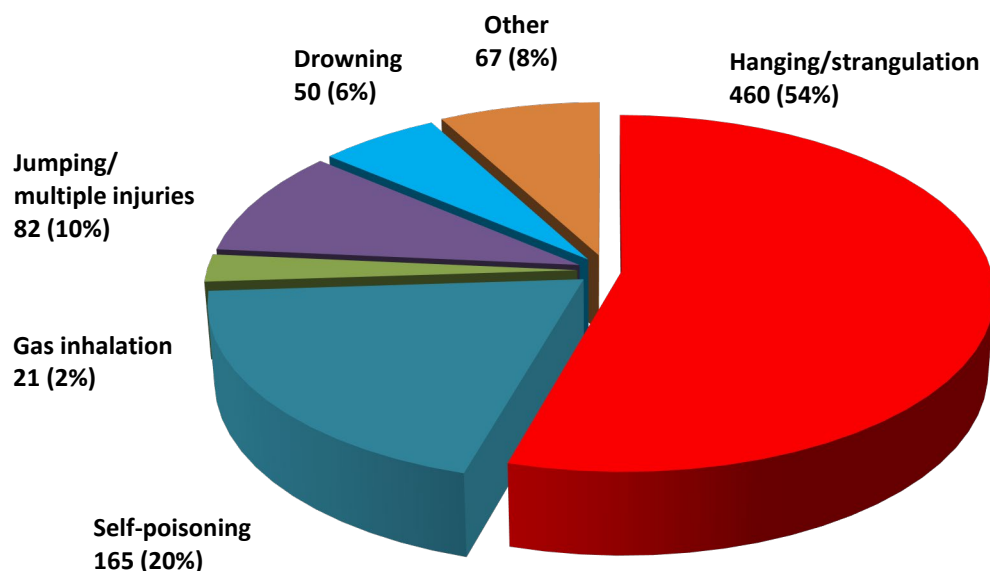


Figure 3: Number of patient suicides in Wales, by sex



3. Method of suicide

Figure 4: Patient suicide in Wales: main suicide methods



4. Social and clinical characteristics

Table 1: Demographic characteristics of patients who died by suicide in Wales

| Demographic features | Total=845 | |
|--|------------|----|
| | Number | % |
| Age: median (range) | 45 (15-96) | |
| Aged under 18 [†] | 7 | 1 |
| Aged under 25 [†] | 65 | 8 |
| Male [†] | 586 | 69 |
| Not currently married | 517 | 70 |
| Living alone | 314 | 43 |
| Unemployed | 342 | 47 |
| On long-term sick leave | 103 | 14 |
| Ethnic minority group | 15 | 2 |
| Homeless | 16 | 2 |
| In the lowest 20% deprivation score [^] | 213 | 25 |

[†] includes estimated figures in 2018-2020

[^]based on the Welsh Index of Multiple Deprivation (WIMD) 2019

Table 2: Clinical characteristics of patients who died by suicide in Wales

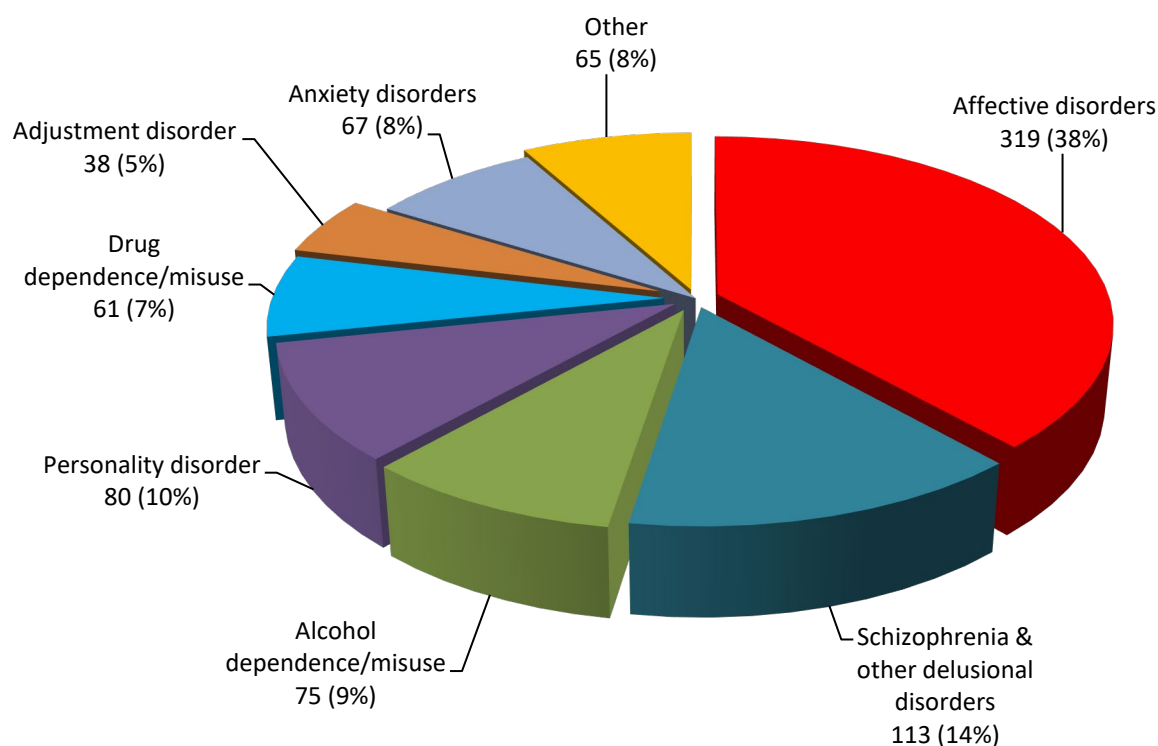
| Clinical features | Total=845 | |
|--|-----------|----|
| | Number | % |
| Any secondary diagnosis | 440 | 58 |
| Duration of illness (<12 months) | 153 | 22 |
| First contact with mental health services: | | |
| <12 months | 172 | 23 |
| >5 years | 379 | 51 |
| Last admission was a re-admission | 57 | 14 |

Table 3: Behavioural characteristics of patients who died by suicide in Wales

| Behavioural features | Total=845 | |
|--|-----------|----|
| | Number | % |
| History of self-harm | 485 | 66 |
| History of violence | 160 | 23 |
| History of alcohol misuse [†] | 417 | 52 |
| History of drug misuse [†] | 342 | 42 |

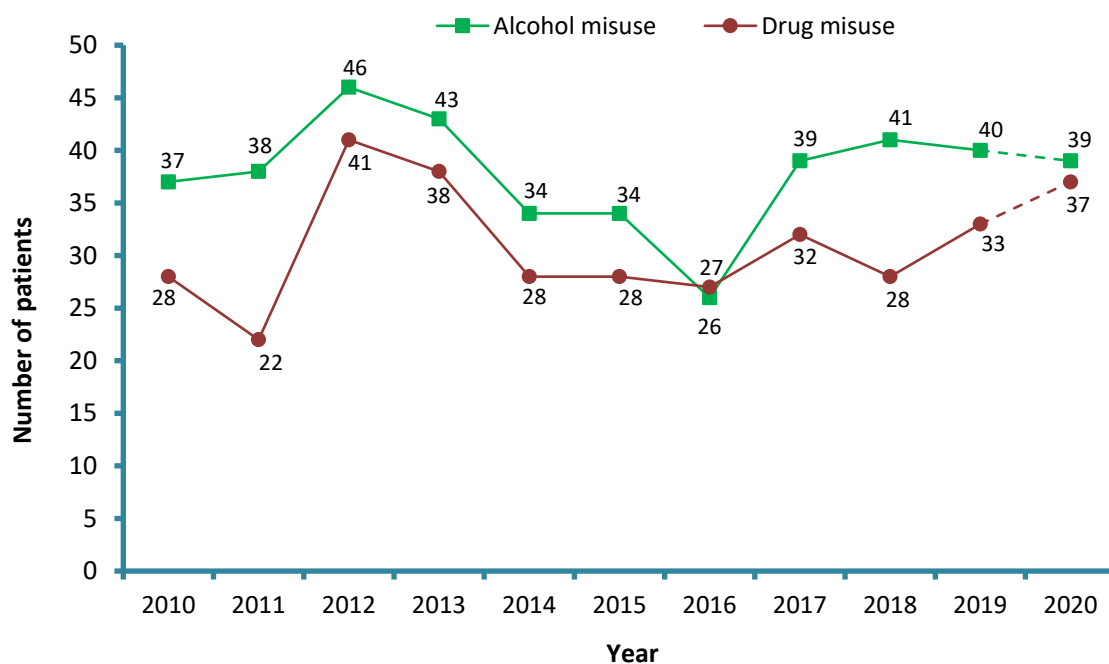
[†] includes estimated figures in 2018-2020

Figure 5: Patient suicide in Wales: primary psychiatric diagnosis



*"other" diagnoses include: eating disorders, learning disability, conduct disorder, autism, somatisation disorder, ADHD, organic disorder, drug induced psychosis, dementia and other specified.

Figure 6: Patient suicide in Wales: number with a history of alcohol or drug misuse



5. Mental health care

Table 4: Service characteristics of patients who died by suicide in Wales

| Characteristic | Total=845 | |
|--|-----------|----|
| | Number | % |
| In-patient [†] | 49 | 6 |
| Recent (<3 months) discharge [†] | 126 | 16 |
| Under crisis resolution/home treatment services [†] | 97 | 12 |
| Missed last contact in previous month | 155 | 22 |
| Non-adherence with medication in previous month | 89 | 13 |
| Contact with services | | |
| Last contact within 7 days of death | 342 | 44 |
| Short-term risk: low or none | 645 | 90 |
| Long-term risk: low or none | 441 | 66 |

[†]includes estimated figures in 2018-2020

6. Patients recently discharged from in-patient care

Figure 7: Patient suicide in Wales: number who died within 3 months of in-patient discharge

