

MANCHESTER  
1824

The University of Manchester

# National Confidential Inquiry

into Suicide and Safety  
in Mental Health

---

Annual Report 2023

Additional online data tables

Northern Ireland patient data 2010-2018



**HQIP**

Healthcare Quality  
Improvement Partnership

## Suicide in the general population in Northern Ireland

### 1. Suicide rates by area of residence

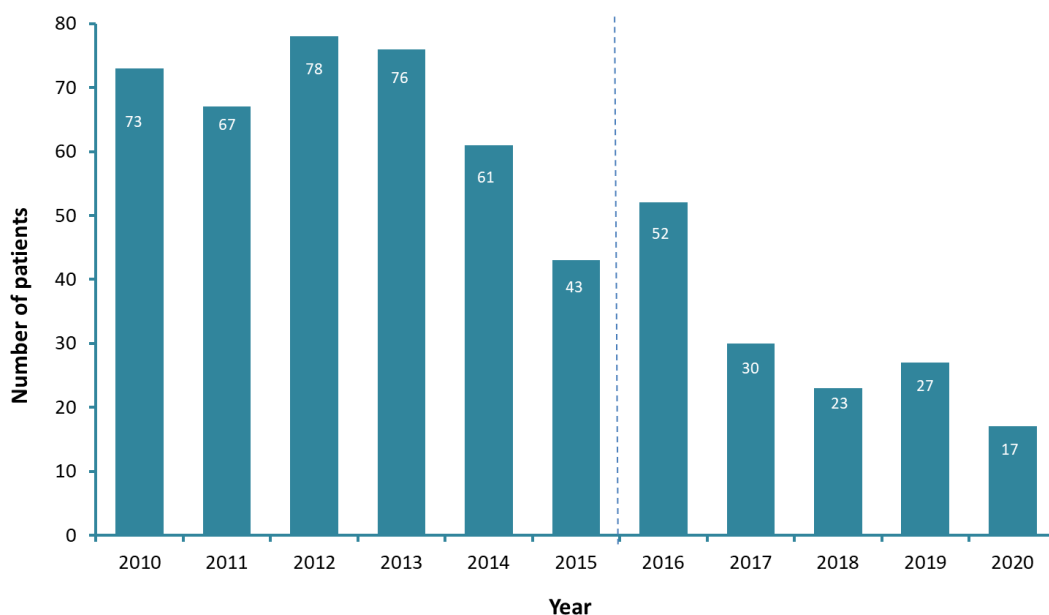
Figure 1: Rate of suicide per 100,000 population, by Heath and Social Care Trust of residence (average rate 2018-2020)



## Patients who died by suicide in Northern Ireland

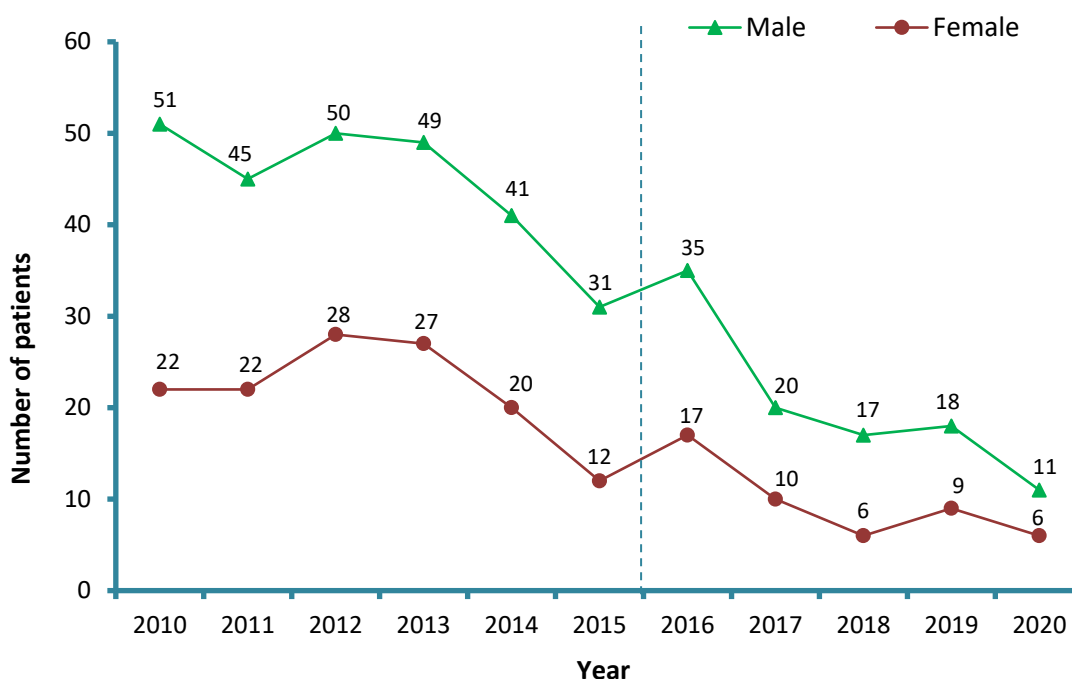
### 2. Number of patient suicides (2010-2020)

Figure 2: Number of patient suicides in Northern Ireland



Note: True figures are presented and do not include estimated figures in 2019 and 2020. The dotted line indicates when registered deaths with undetermined outcomes have been removed.

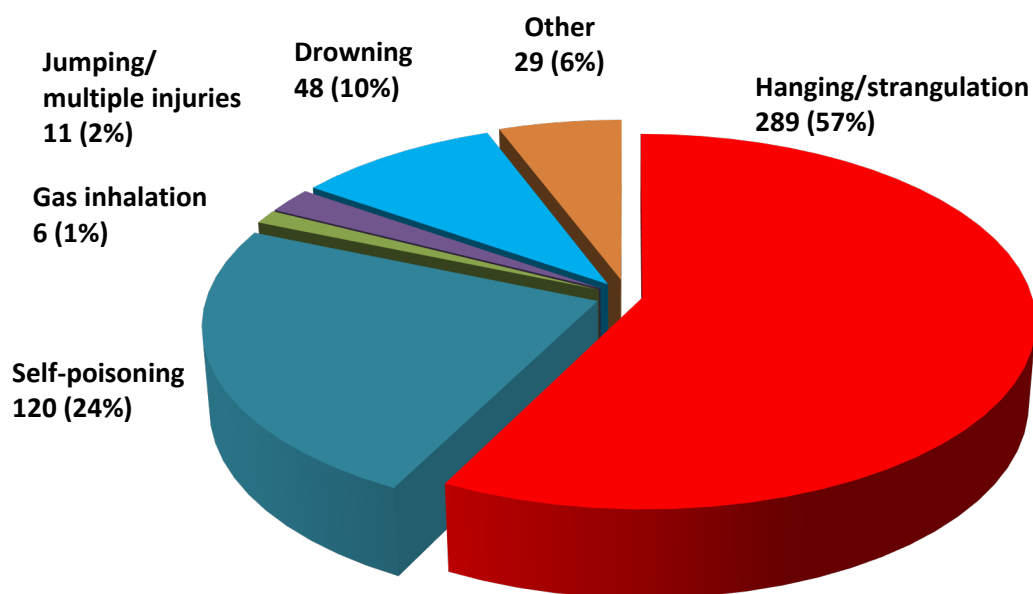
Figure 3: Number of patient suicides in Northern Ireland by sex



Note: the dotted line indicates when registered deaths with undetermined outcomes have been removed.

### 3. Method of suicide (2010-2018)

Figure 4: Patient suicide in Northern Ireland: main suicide methods



### 4. Social and clinical characteristics of patients who died by suicide (2010-2018)

Table 1: Demographic characteristics of patients who died by suicide in Northern Ireland

<i>Demographic features</i>	Total=503	
	Number	%
Age: median (range)	43 (15-92)	
Aged under 25	58	12
Male	339	67
Not currently married	347	72
Living alone	194	41
Unemployed	259	54
On long-term sick leave	63	13
Minority ethnic group	3	1
Homeless	8	2

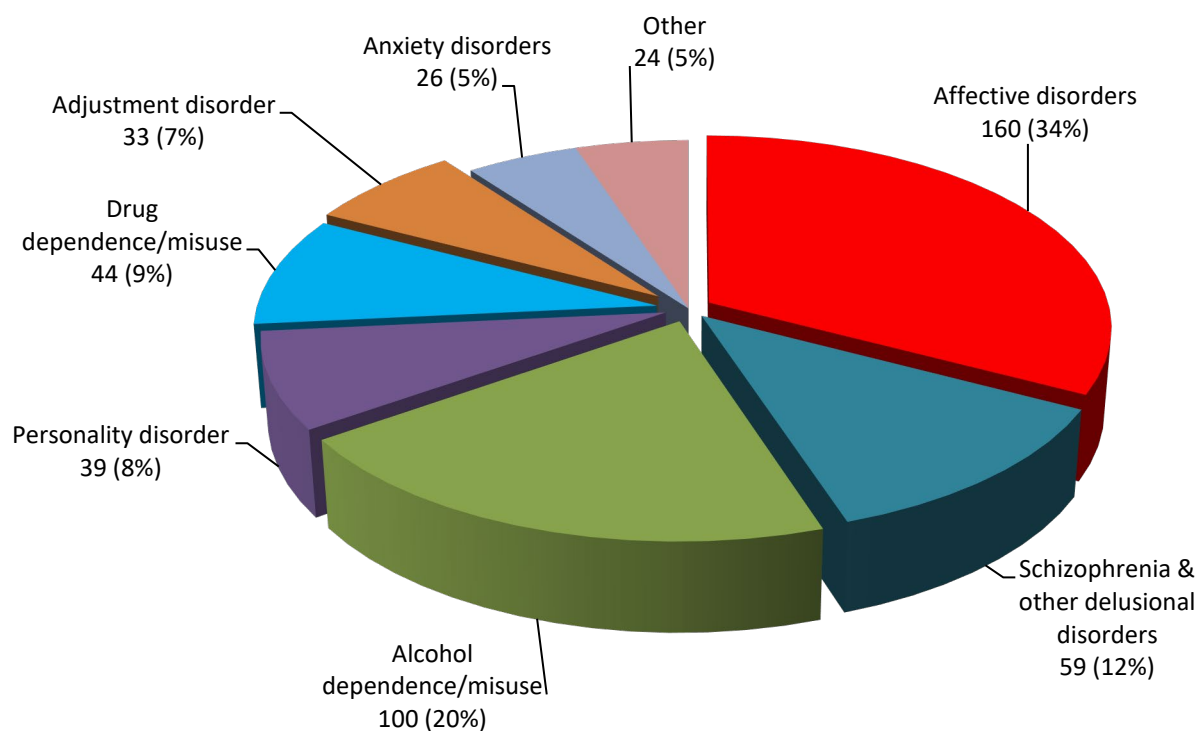
**Table 2: Clinical characteristics of patients who died by suicide in Northern Ireland**

<i>Clinical features</i>	Total=503	
	Number	%
Any secondary diagnosis	262	53
Duration of illness (<12 months)	85	19
First contact with mental health services:		
<12 months	104	22
>5 years	231	48
Last admission was a re-admission	39	15

**Table 3: Behavioural characteristics of patients who died by suicide in Northern Ireland**

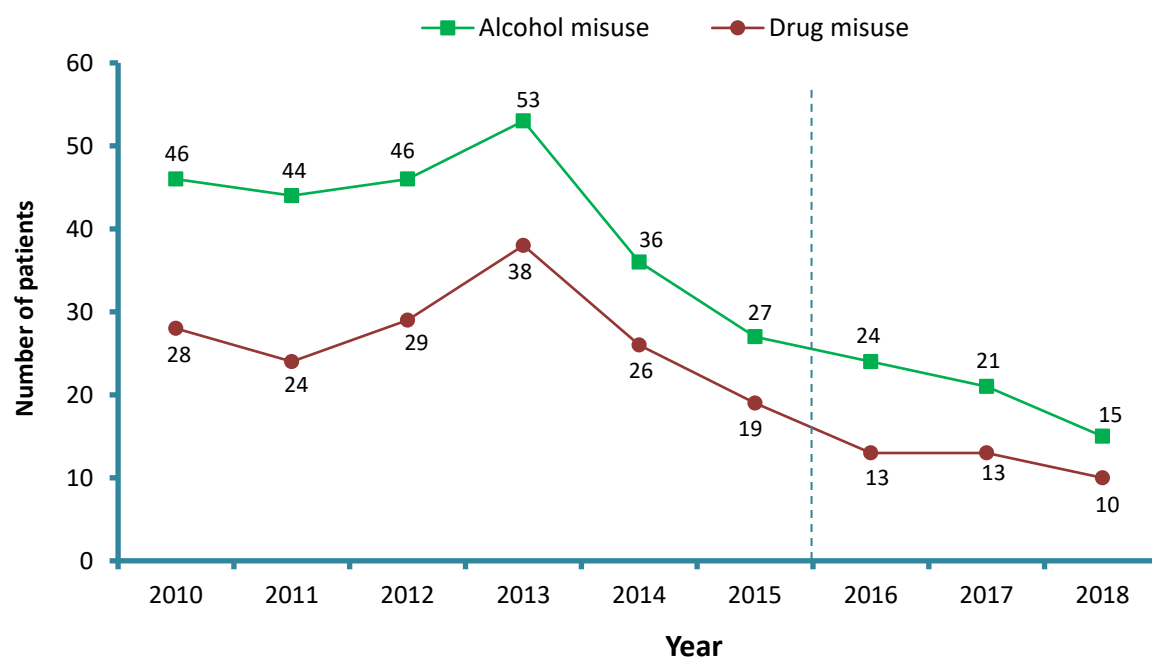
<i>Behavioural features</i>	Total=503	
	Number	%
History of self-harm	360	73
History of violence	122	26
History of alcohol misuse	312	64
History of drug misuse	200	42

**Figure 5: Patient suicide in Northern Ireland: primary mental health diagnoses (2010-2018)**



\*"other" diagnoses include: eating disorders, learning disability, conduct disorder, autism, somatisation disorder, ADHD, organic disorder, drug induced psychosis, dementia and other specified.

**Figure 6: Patient suicide in Northern Ireland: number with a history of alcohol or drug misuse**



Note: the dotted line indicates when registered deaths with undetermined outcomes have been removed

## 5. Mental health care (2010-2018)

**Table 4: Service characteristics of patients who died by suicide in Northern Ireland**

Characteristic	Total=503	
	Number	%
In-patient	17	3
Recent (<3 months) discharge	79	16
Under crisis resolution/home treatment service	39	8
Missed last contact in previous month	173	37
Non-adherence with medication in previous month	40	9
<b>Contact with services</b>		
Last contact within 7 days of death	173	35
Short-term risk: low or none	388	88
Long-term risk: low or none	259	61