

National Confidential Inquiry

into Suicide and Safety in Mental Health

Annual Report 2022

Supplementary data tables

Wales patient data, 2009-2019

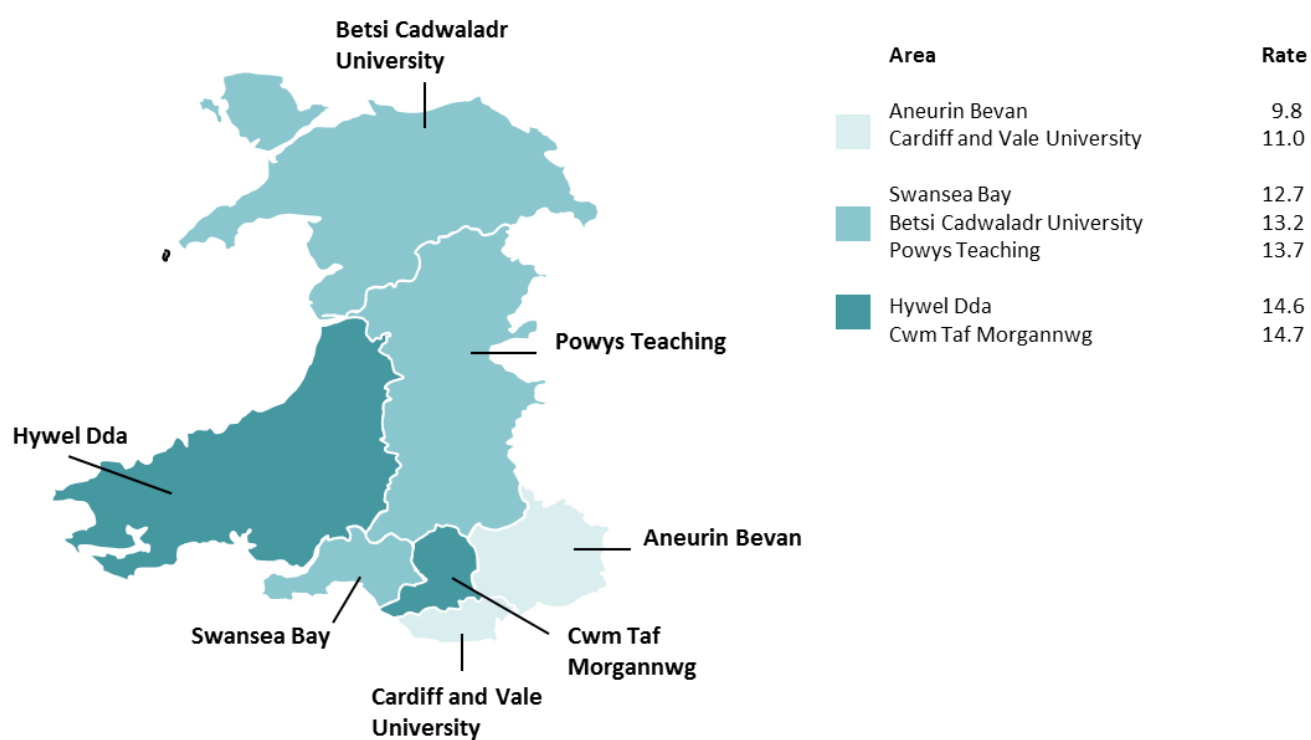
CONTENTS

1. SUICIDE RATES BY AREA OF RESIDENCE	3
2. NUMBER OF PATIENT SUICIDES	4
3. METHOD OF SUICIDE	5
4. SOCIAL AND CLINICAL CHARACTERISTICS	5
5. MENTAL HEALTH CARE	7
6. PATIENTS RECENTLY DISCHARGED FROM IN-PATIENT CARE	8

Suicide in the general population in Wales

1. Suicide rates by area of residence

Figure 1: Rates of suicide per 100,000 population, by Health Board of residence (average rate 2017-2019)



Patients who died by suicide in Wales, 2009-2019

2. Number of patient suicides

Figure 2: Number of patient suicides in Wales

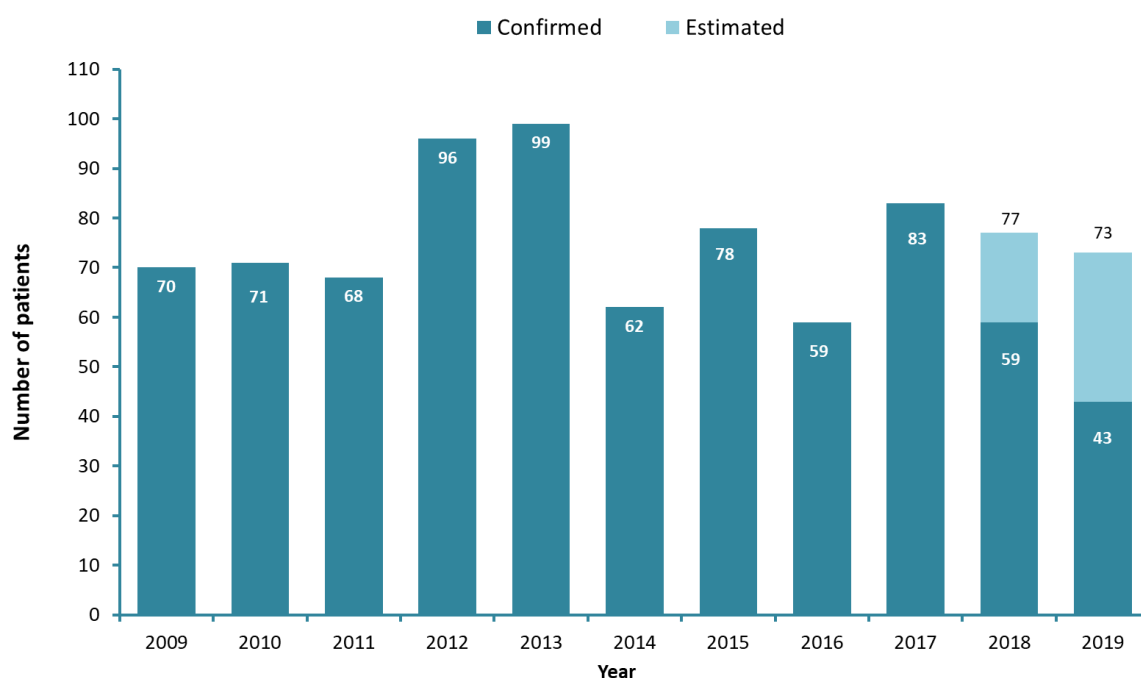
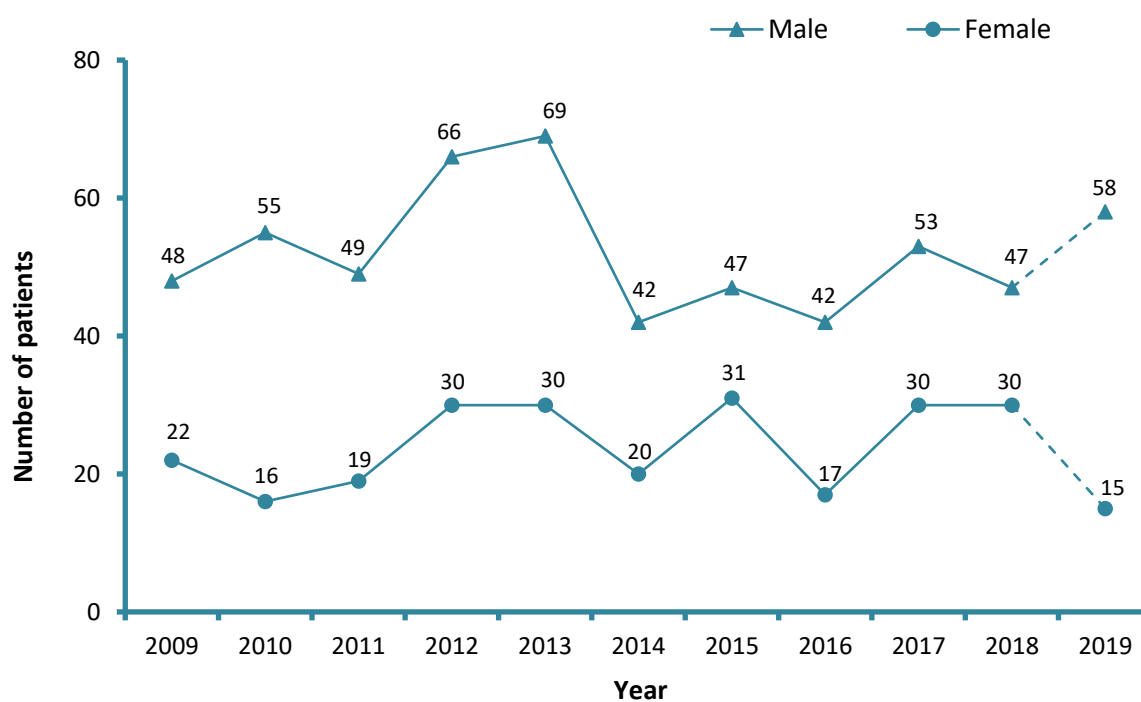
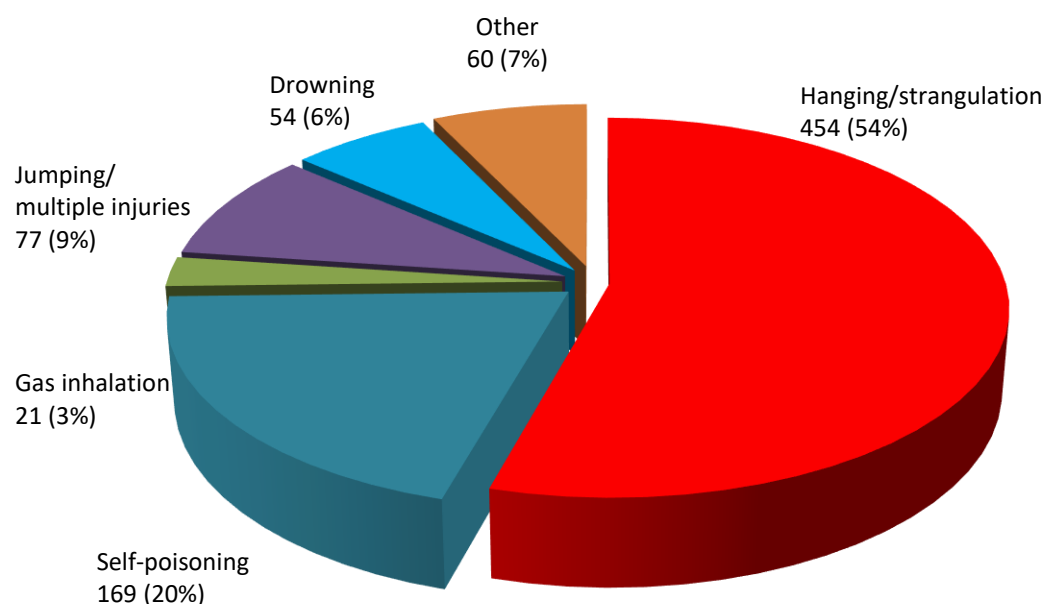


Figure 3: Number of patient suicides in Wales, by sex



3. Method of suicide

Figure 4: Patient suicide in Wales: main suicide methods



4. Social and clinical characteristics

Table 1: Demographic characteristics of patients who died by suicide in Wales

Demographic features	Total=836	
	Number	%
Age: median (range)	45.5 (15-96)	
Aged under 18 [†]	9	1
Aged under 25 [†]	70	8
Male [†]	576	69
Not currently married	526	69
Living alone	320	43
Unemployed	345	46
On long-term sick leave	114	15
Minority ethnic group	14	2
Homeless	14	2

[†] includes estimated figures in 2018-2019

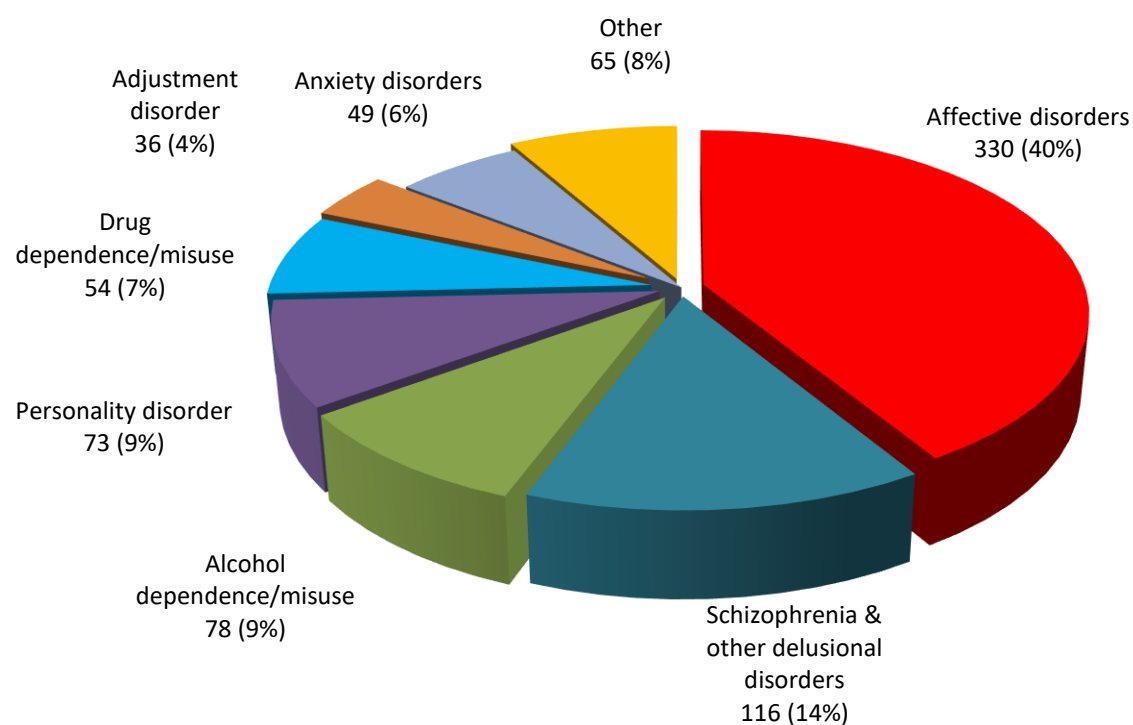
Table 2: Clinical characteristics of patients who died by suicide in Wales

<i>Clinical features</i>	Total=836	
	Number	%
Any secondary diagnosis	433	56
Duration of illness (<12 months)	158	22
First contact with mental health services:		
<12 months	183	24
>5 years	378	50
Last admission was a re-admission	56	14

Table 3: Behavioural characteristics of patients who died by suicide in Wales

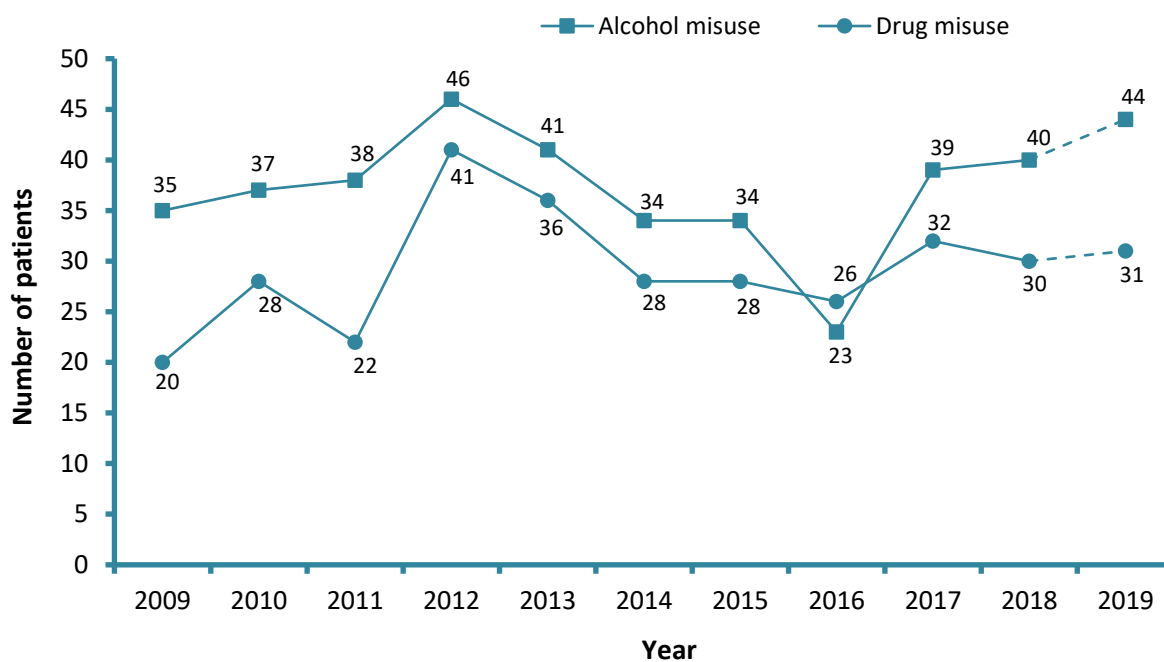
<i>Behavioural features</i>	Total=836	
	Number	%
History of self-harm	499	66
History of violence	169	23
History of alcohol misuse [†]	411	51
History of drug misuse [†]	322	40

[†] includes estimated figures in 2018-2019

Figure 5: Patient suicide in Wales: primary psychiatric diagnosis

*"other" diagnoses include: eating disorders, learning disability, conduct disorder, autism, somatisation disorder, ADHD, organic disorder, drug induced psychosis, dementia and other specified.

Figure 6: Patient suicide in Wales: number with a history of alcohol or drug misuse



5. Mental health care

Table 4: Service characteristics of patients who died by suicide in Wales

Characteristic	Total=836	
	Number	%
In-patient [†]	49	6
Recent (<3 months) discharge [†]	129	15
Under crisis resolution/home treatment services [†]	92	11
Missed last contact in previous month	155	21
Non-adherence with medication in previous month	97	13
Contact with services		
Last contact within 7 days of death	352	45
Short-term risk: low or none	650	90
Long-term risk: low or none	447	65

[†]includes estimated figures in 2018-2019

6. Patients recently discharged from in-patient care

Figure 7: Patient suicide in Wales: number who died within 3 months of in-patient discharge

