

MANCHESTER
1824
The University of Manchester

 **HQIP**
Healthcare Quality
Improvement Partnership

National Confidential Inquiry

into Suicide and Safety in Mental Health

Annual Report 2022

Supplementary data tables

Northern Ireland patient data, 2009-2018

CONTENTS

1. SUICIDE RATES BY AREA OF RESIDENCE	3
1. NUMBERS AND RATES	4
2. METHOD OF SUICIDE	5
3. SOCIAL AND CLINICAL CHARACTERISTICS	5
4. MENTAL HEALTH CARE	7

Suicide in the general population in Northern Ireland

1. Suicide rates by area of residence

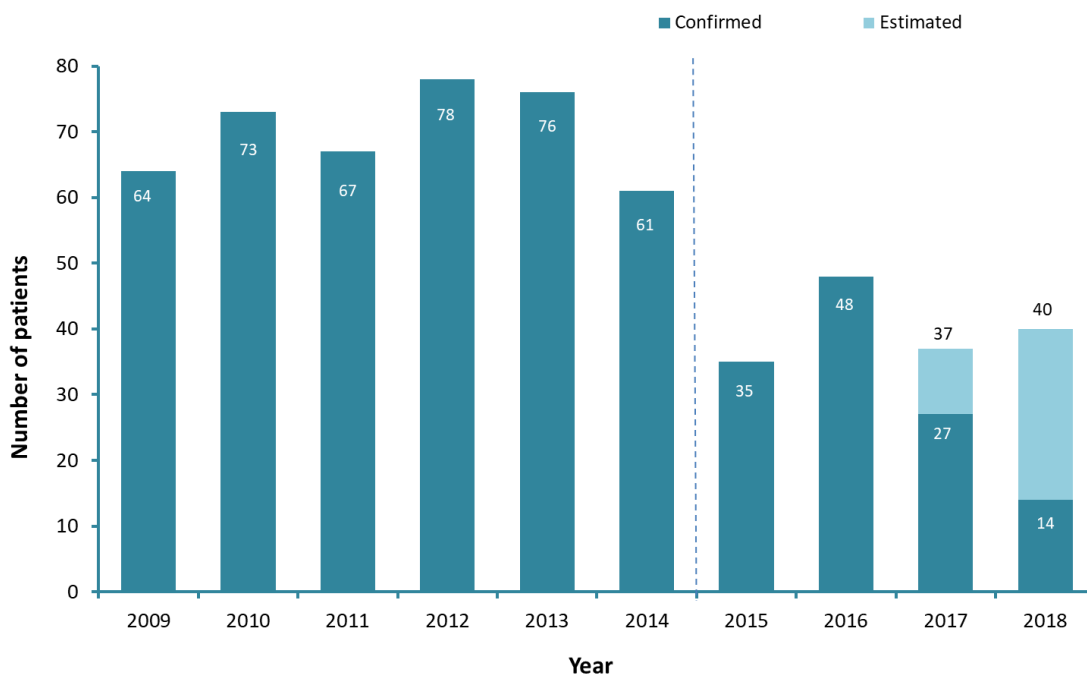
Figure 1: Rate of suicide per 100,000 population, by Health and Social Care Trust of residence (average rate 2017-2019)



Patients who died by suicide in Northern Ireland, 2009-2018

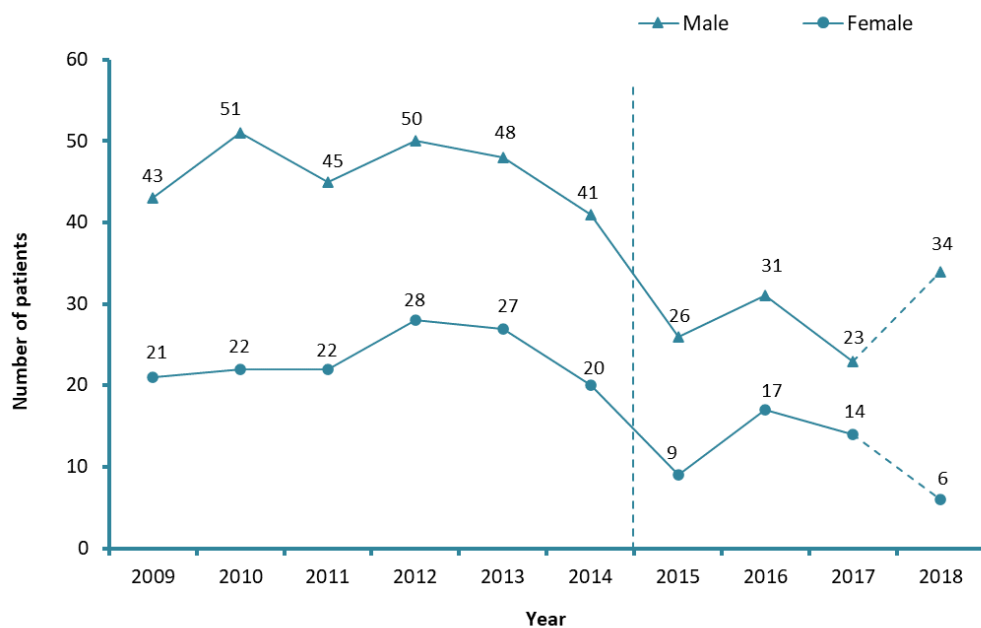
2. Number of patient suicides

Figure 2: Number of patient suicides in Northern Ireland



Note: the dotted line indicates when registered deaths with undetermined outcomes have been removed.

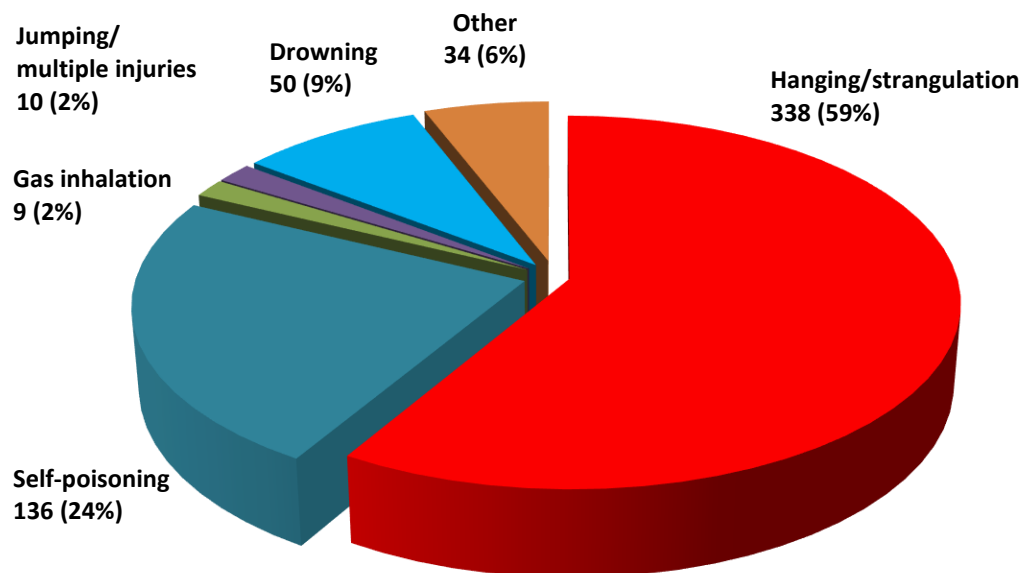
Figure 3: Number of patient suicides in Northern Ireland, by sex



Note: the dotted line indicates when registered deaths with undetermined outcomes have been removed.

3. Method of suicide

Figure 4: Patient suicide in Northern Ireland: main suicide methods



4. Social and clinical characteristics

Table 1: Demographic characteristics of patients who died by suicide in Northern Ireland

<i>Demographic features</i>	Total=579	
	Number	%
Age: median (range)	43 (15-92)	
Aged under 25 [†]	73	13
Male [†]	392	68
Not currently married	379	73
Living alone	217	43
Unemployed	280	54
On long-term sick leave	72	14
Minority ethnic group	3	1
Homeless	9	2

[†] includes estimated figures in 2017 and 2018

Table 2: Clinical characteristics of patients who died by suicide in Northern Ireland

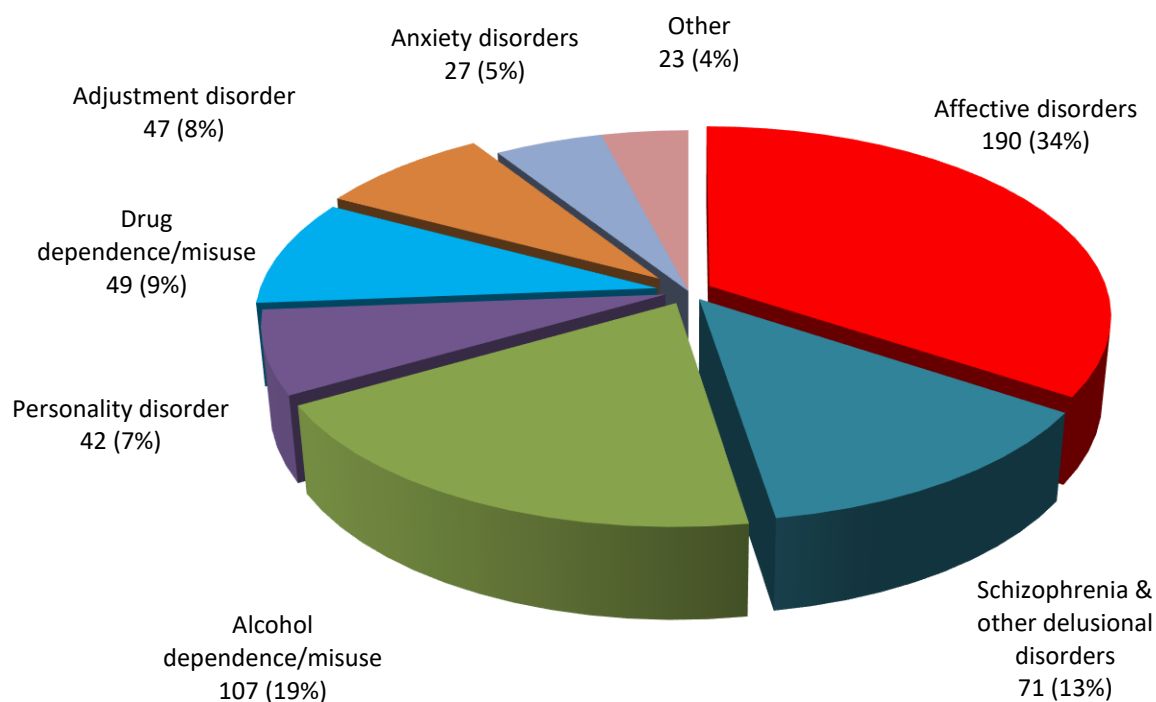
<i>Clinical features</i>	Total=579	
	Number	%
Any secondary diagnosis	291	55
Duration of illness (<12 months)	98	20
First contact with mental health services:		
<12 months	118	23
>5 years	238	47
Last admission was a re-admission	47	16

Table 3: Behavioural characteristics of patients who died by suicide in Northern Ireland

<i>Behavioural features</i>	Total=579	
	Number	%
History of self-harm	385	72
History of violence	135	26
History of alcohol misuse [†]	360	64
History of drug misuse [†]	236	43

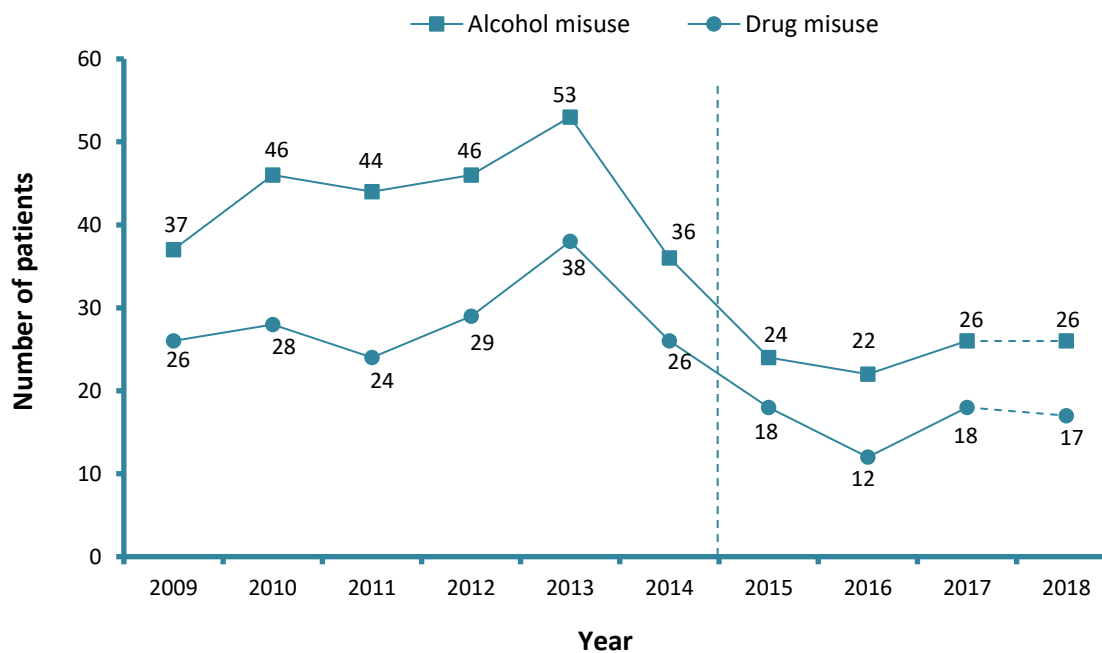
[†] includes estimated figures in 2017 and 2018

Figure 5: Patient suicide in Northern Ireland: primary mental health diagnoses



*"other" diagnoses include: eating disorders, learning disability, conduct disorder, autism, somatisation disorder, ADHD, organic disorder, drug induced psychosis, dementia and other specified.

Figure 6: Patient suicide in Northern Ireland: number with a history of alcohol or drug misuse



Note: the dotted line indicates when registered deaths with undetermined outcomes have been removed

5. Mental health care

Table 4: Service characteristics of patients who died by suicide in Northern Ireland

Characteristic	Total=579	
	Number	%
In-patient [†]	22	4
Recent (<3 months) discharge [†]	92	17
Under crisis resolution/home treatment service [†]	48	8
Missed last contact in previous month	189	37
Non-adherence with medication in previous month	46	10
Contact with services		
Last contact within 7 days of death	198	37
Short-term risk: low or none	421	88
Long-term risk: low or none	282	61

[†]includes estimated figures in 2017 and 2018