

The new home for Engineering and Materials Science

October Drop In Session


Gianpaolo Vignali
Academic Lead for MECD

www.mecd.manchester.ac.uk



The new home for Engineering and Materials Science

- **General building updates and student experience** Fiona Lynch
- **Teaching and learning update** Gianpaolo Vignali
- **Service Delivery** Fiona Lynch
- **Heritage Survey update** James Peters
- **Question and answer session**



Autumn Update


Fiona Lynch, Faculty Change Manager
Gianpaolo Vignali, Academic Lead



General building information

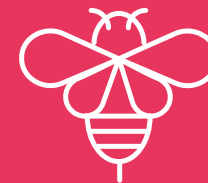
- Open 08:00 – 18:00 Monday to Friday
- Cafes 08:00 – 16:00 Monday to Friday
- Hundreds of informal study spaces
- Bookable meet and teach rooms
- 2 large lecture theatres and 2 blended theatres (including dry teaching lab)
- Computer clusters
- Active travel hub

www.mecd.manchester.ac.uk



Student support

- Open 09:00 – 17:00 Monday –Friday, Ground Floor - Maker Space
- General student life enquiries
- Welfare, student support and student service general queries
- For FSE students, advice and referrals specific to subject area



Student experience



Welcome Week



Opening of Student support hub: over 350 enquiries in the first 2 weeks. 89% of queries resolved or referred appropriately.



Teaching activities taking place



Student Society Showcase



Teaching and learning



How to guides available on the induction platform



Solstice app



Dual monitor management in PC clusters



Microphones and podcasting




 Faculty of Science and Engineering

MECD Induction

START COURSE

DETAILS 

WELCOME AND INDUCTION

 Welcome to your induction platform



Reminder to staff working in Eng A and B to complete your Health and Safety induction on Blackboard



Solstice Wireless Display



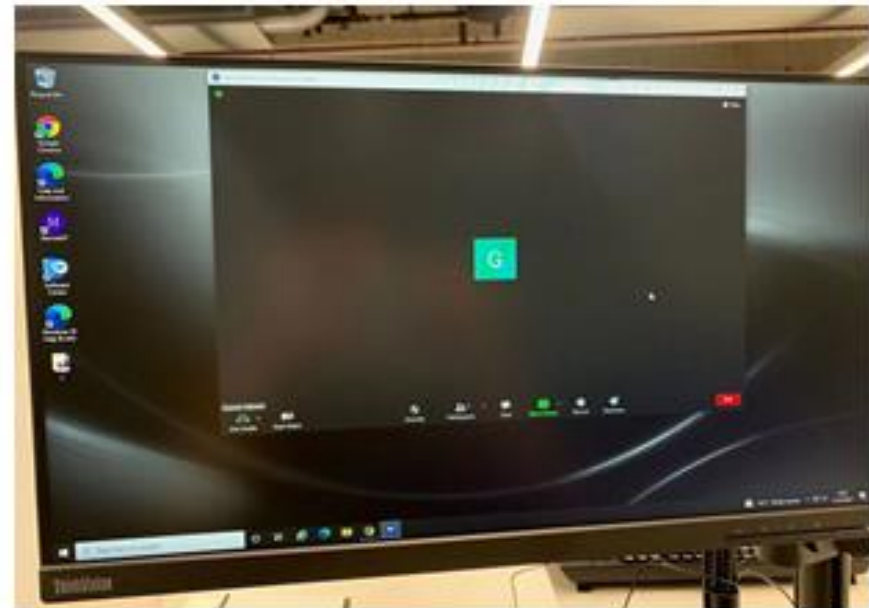
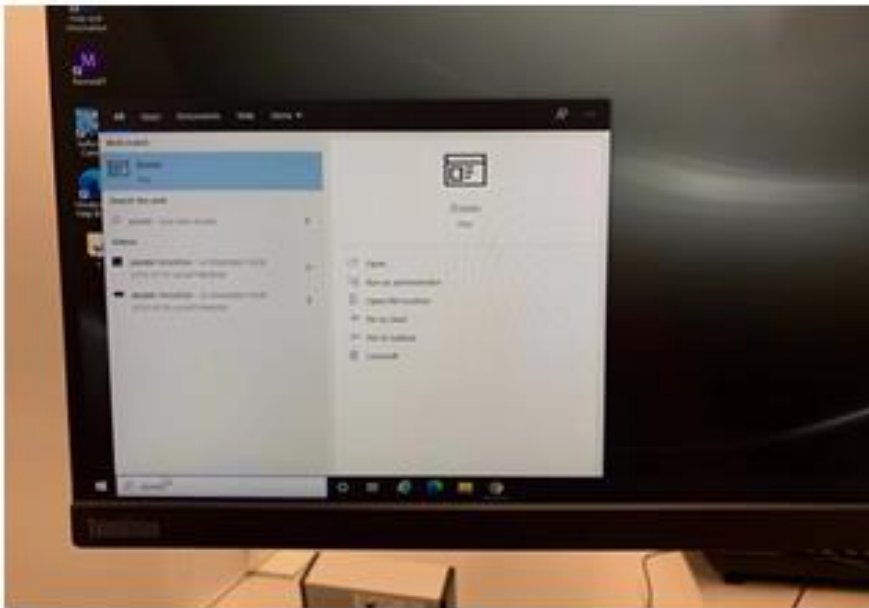
COMPUTER CLUSTERS

DUAL DELIVERY HANDBOOK

- In all of the clusters can be found two screens which are linked as one computer. Because projectors are not available in the computer clusters, the content will be delivered with the help of a screen sharing function on the two screens.
- A zoom or Teams link must be circulated to students before your session

1. Setting up a ZOOM/Teams meeting.

- Open ZOOM on desktop
- Launch the ZOOM application
- Host/ Insert the meeting referral code



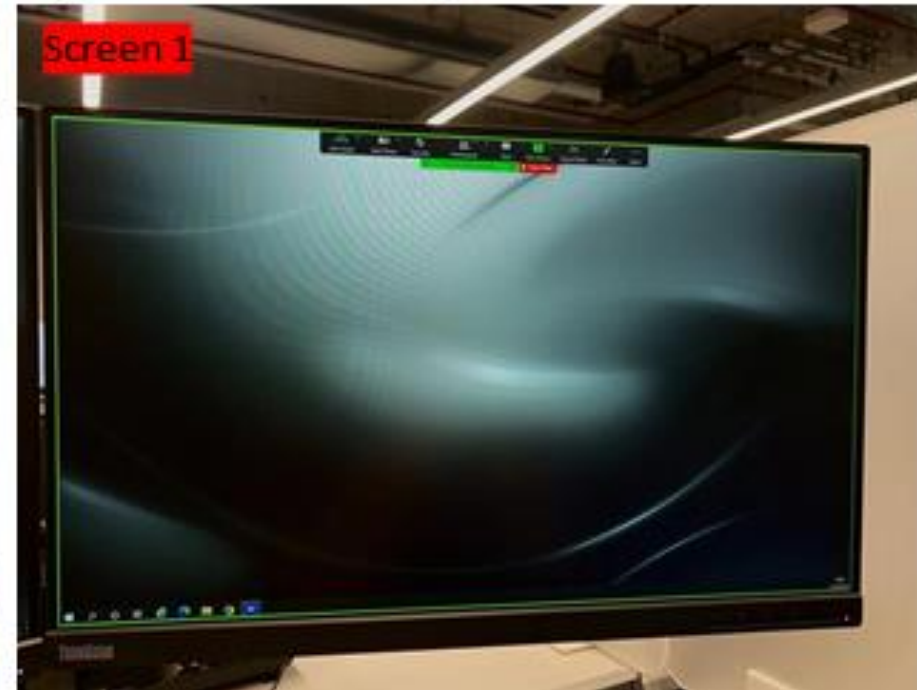
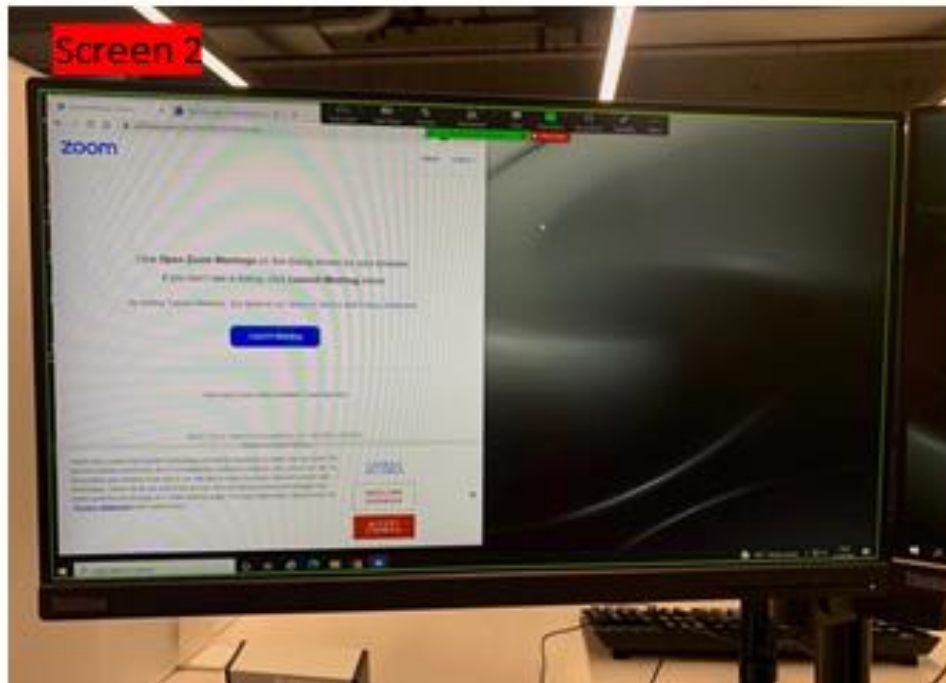
2. Select which screen is sharing the content.

- Screen 1 will be the additional screen
- Screen 2 is the main screen




3. Screen sharing control.

- The green rectangular determines which screen is shared.
- Once the screen is shared, the student will have control over the computer, and the lecturer will be assigned to a designated desk.



- In each computer cluster are provided two microphones which are placed on lecturer's desk.



Hand microphone guide

- To turn on the microphone long press on the red button until it turns green.
- To mute the microphone switch the black button towards the “mute” sign.



Lapel microphone guide. This should be used if there are remote students in the session.

- To turn on the mic long press on the red button until the green light appears.
- To mute the mic switch the black button towards the “mute” sign.



Service delivery

Building a Service Delivery Team
Responded to over 200 emails through tellMECD
Inter-connected teaching rooms
Room bookings
Feedback
Evaluation



Closing messages




We value your feedback



Lots of support on hand



Any questions – tellMECD@Manchester.ac.uk



Reporting Hertiage during the North Campus closure

James Peters


University Heritage Collections

“The University Collections are the art and historic artefact collections that represent the institutional, disciplinary, social and cultural history of the University and its predecessor institutions.”

- Part of the University’s memory: help tell stories about our people, places, values and achievements, connect with University communities and beyond.
- Valuable physical assets: we have to protect University property.

Heritage at North Campus

- >100 years of science/technological achievement.
- Objects accumulated which reflect this history.
- Under pressure to safeguard heritage.
- Never been a comprehensive inventory.



North Campus Heritage Survey

- Commenced early 2021.
- Aim to identify heritage objects, record them and make provision for their future.
- Over 200 objects identified across North Campus buildings.
- Suspect there are more. Some objects missing; some never reported or considered heritage.
- In this phase asking for staff help; if you know of objects of potential historical significance, report them.



Bust of Prince Philip, the Duke of Edinburgh

Paintings of 'founding fathers' and other notaries, e.g. John Dalton




FSE Office / Council Chamber



Painting of Lord Bowden, Principal 1953-1976




Ceremonial objects, e.g. silver trowel for Sackville Street Building



'Merlin' Rolls Royce Engine




Copper plaque of the Osborne Reynolds Laboratory




Osborne Reynolds

George Begg Collection

Departmental war memorials



'Reynolds Tank', tubes and other inventions





Portrait of Sir Frederick
Henry Royce

Whitworth gauge tools
and measuring devices



Pariser Building

19th century surveying equipment



Uncatalogued 'stuff'



FSE / MECD / Heritage

StaffNet / Faculty of Science and Engineering / MECD / Heritage

< StaffNet

< Faculty of Science and Engineering

✓ MECD

MECD Fly-through

MECD Pilot Workspace

Latest news

Workspace

North Campus Clearance

MECD Open Meeting

Heritage

MECD Induction

Heritage and how to identify heritage items

North Campus has been occupied by the University and its predecessors for over 100 years. In this time, it has accumulated objects – artworks, ceremonial pieces and equipment – which are material constituents of the University's history. Some of these objects are financially valuable as well as having cultural and aesthetic value.

Identifying which artefacts should be treated as Heritage Objects is not straightforward. Information in this section is provided by the University Library, which is responsible for the University Collections Policy, to help us to identify what is likely to be relevant and may amount to a heritage piece, but also clear out about what is extraneous.

- [How do I know if it's 'heritage'?](#)
- [What are we looking for? \(categories and examples\)](#)
- [What we don't want \(exclusions from the Heritage process\)](#)
- [University publications](#)

- [Heritage item reporting form](#)




What are we looking for?

StaffNet / Faculty of Science and Engineering / MECD / Heritage / Categories

Categories and examples of University heritage objects

Main category	Explanation	Sub-categories	Value
Artistic works	Objects produced for primarily an aesthetic purpose. These can be both moveable and fixed.	Moveable Bust, Collage, Drawing, Engraving, Sculpture Lithograph, Painting, Print, Tapestry, Framed Photograph (on public display), artistic textiles. Fixed Murals, mosaics, sculpture, Commemorative Plaques (including 'blue' plaques).	High
Audio-Visual	Audio, film, video recordings. It is assumed these will have a direct University connection.	Audio Cassette, Video Cassette, 16 mm Film (analogue or digital).	Low
Clothing	Items of clothing, including University sportswear and branded clothing, academic and ceremonial dress.	Academic Cap, Gown, Hood, Blazer, Tie, Scarf, Sportswear (not equipment).	Medium – ceremonial and academic dress. Low - other
Equipment	Objects produced primarily for a purpose, including for teaching, research, operational support.	Scientific apparatus, Medical apparatus, Computer hardware, Electrical objects such as (decorative) table lamps, Mechanical tools.	Medium (there will be a combination of

What have we found?

	A	B	C	D	E	F	G	H	
1	Survey Reference	Description	Current Location (Building - Floor - Room)	Image	Responsibility	Surveyor	Category	Sub-category	Un He Coll
2	N/A	Painting of Sir Charles Renold	Renold Building - C Floor - Foyer		Unknown	Grant Collier (grant.collier@manchester.a c.uk)	Artistic	Painting	Yes
3	N/A	Painting of Sir John Mason by David Attack	Renold Building - C Floor - Foyer		Unknown	Grant Collier (grant.collier@manchester.a c.uk)	Artistic	Painting	Yes
									

Meeting Place

The Mill

Pariser

Renold

Wright-Robinson Hall


Dispositions

Sheet1



Reporting form

← → ↻ 🏠 🔒 https://www.qualtrics.manchester.ac.uk/jfe/form/SV_56hJSeC69WOG1Ce ⭐ ⚙️ 🔒 👤 ⋮



MANCHESTER
1824

The University of Manchester

Your details. Please provide your name and contact details (email/phone number)

→

Powered by Qualtrics ↗

XM

Report University Heritage Objects

Survey

Workflows

Data

Text IQ

Stats IQ

Add Filter

With Selected

☐

Recorded Date

☒

Oct 13, 2021
1:56 AM

130.88.63.40

Recorded

Oct 13, 2021 1:56 AM

Duration

00:16:53

Q2. **Description.** Please provide a brief description of the object, including its physical characteristics, any subjects or people mentioned or associated with the object, and any particular stories or significance worth knowing about it.

Portrait of Sir Frederick Henry Royce in the Pariser Building. Royce is well known for his famous partnership with Rolls, creating Rolls-Royce. I don't know anything more about this painting, but it also has a plaque with an inspirational quote ("Whatsoever is rightly done, however humble, is noble") underneath.

Q3. **Reference Number.** Please include any known or visible reference numbers on or associated with the object.

N/A

Q4. **Provenance.** Please provide information on how the item came into the University's possession, and which department currently has responsibility for it.

I don't know how we got this painting. The school of MACE is probably responsible for it as it hangs in their workshop.

1 of 1

<

>

Close

Recorded Responses 1

Responses in Progress 0

Edit

Tools

Actions

Workflows

Data Text iQ Stats iQ Cro

Add Filter 

With Selected ▾

☐

Recorded Date

Oct 13, 2021
1:56 AM

130.88.63.40

Recorded

Oct 13, 2021 1:56 AM

Duration

00:16:53

▼

Q4. Location. Please detail the building, floor and room where the item is located. If the object is situated outside of a room (e.g. in a corridor, foyer or staircase), provide as accurate a description as you can, including the nearest numbered room if appropriate.

Pariser Building - B Floor - Wall near B42

Q5. Picture. If you can access the object, please take a picture of the object and attach it to your report. If you have multiple images to upload please send these by email to heritage@manchester.ac.uk








1 of 1




Close

Completed report


  Report University Heritage Objects   


SurveyWorkflowsDistributionsData & AnalysisReports



DataText iQStats iQCrosstabsWeighting


Add Filter 



Recorded Responses **1**
Responses in Progress **0**


With Selected 


< Page 1 of 1  >

 Export & Import 

 Edit

 Tools 

<input type="checkbox"/>	Recorded Date	Q1 - Your details. Please provide your name and contact details (email/phone num...	Q2 - Description. Please provide a brief description of the object, including it...	Actions
<input type="checkbox"/>	Oct 13, 2021 1:56 AM	Grant Collier, grant.collier@manchester.ac.uk, 53728	Portrait of Sir Frederick Henry Royce in the Pariser Building. Royce is well known for his famous partnership with Rolls, creating Rolls-Royce. I don't know anything more about this painting, but it also has a plaque with an inspirational quote ('Whatsoever is rightly done, however humble, is noble') underneath.	

< Page 1 of 1  >

Qualtrics.comContact InformationLegal