

2025

**WELCOME  
TO THE SCHOOL OF  
ARTS, LANGUAGES AND  
CULTURES**

# CONTENTS PAGE

- 03 Welcome message from SALC's Head of School
- 04 Welcome message from your Programme Director
- 05 SALC Student Support Hub
- 06 DASS
- 07 Your Welcome Week timetable
- 08 IT
- 09 Registration
- 10 Course Unit Selection
- 11 Academic Advisors
- 12 University campus
- 13 Student life
- 14 Canvas & SEAtS
- 15 LEAP
- 16 Academic Success Programme
- 17 Library
- 18 My Learning Essentials
- 19 Digital Humanities
- 20 Peer Mentors & PASS
- 21 The Careers Service
- 22 Volunteering & Stellify
- 23 Student's Union
- 24 Academic Reps
- 25 Contact details

# WELCOME FROM THE HEAD OF THE SCHOOL OF **ARTS,** **LANGUAGES AND CULTURES**

Welcome to the School of Arts, Languages and Cultures (SALC) at the University of Manchester! You are now part of a School that brings together world-leading research and outstanding teaching in a dedicated and diverse staff team. The Arts are an essential part of the University's mission and at the forefront of its international reputation. Attracting the best talent, the School aims to provide our students with a learning experience of the highest quality, taught and guided by inspiring academics using state-of-the-art resources, making our graduates highly sought after by employers.


Social responsibility and public engagement is embedded in everything we do in the School. We seek to create and develop knowledge that makes a difference both to those researching and studying in the University and in the wider world. Our course offering in the fields of arts, languages, and cultures is amongst the broadest and most diverse of any UK university, and we are committed to inter- and multi-disciplinarity at all levels of study and research. All students have the chance to take course units from across the School, and I would urge you to make the most of this exciting breadth of opportunity during your time with us.

Our research, recently recognised as world-leading in the UK's "Research Excellence Framework (REF), is underpinned by the recently established *Creative Manchester* platform which brings together staff and projects from across the university, and by two major research institutes: the John Rylands Research Institute and Library (JRRIL) which makes use of the rich resources of the historic John Rylands Library on Deansgate, and the Humanitarian and Conflict Response Institute (HCRI) focusing on humanitarianism, conflict responses, global health, international disaster management and peacebuilding.

This is in addition to several other centres including the Centre for Jewish Studies, the Centre for New Writing and the Institute for Cultural Practices (ICP), all of them combining rigorous research with a strong focus on external engagement, working with partners in the health, policy, heritage, cultural and business sectors.

The School is home to over 5,500 undergraduates and postgraduates, and it employs over 350 academic staff, 40 postdoctoral research fellows, research associates and research assistants, as well as a large cohort of teaching assistants, all supported by a large team of professional support services staff. Teaching and research in the School are supported by rich resources within the University, for example the collections of the University of Manchester Library (including the world-famous John Rylands Library in the city centre), the Ahmed Iqbal Ullah Race Relations Resource Centre, the Manchester Museum and the Whitworth Art Gallery, as well as in other distinguished Manchester archives and museums. The School also operates its own cultural assets such as The Martin Harris Centre for Music and Drama, and partners with the Confucius Institute. Outside the University, we have excellent links with a range of cultural partners such as HOME, The Royal Exchange, Contact and Library theatres, the Hallé Orchestra, the Instituto Cervantes, the Alliance Française, and the Società Dante Alighieri.

This guide has been written for you in conjunction with current students to help you navigate through your first year and beyond. I hope you find it useful, and once more, welcome to Manchester!



**Professor Thomas Schmidt**  
Head of School



# WELCOME TO LINGUISTICS AND ENGLISH LANGUAGE

Dear Student,

I am writing to extend a very warm welcome from the University of Manchester and to congratulate you on the offer of a place! We are very much looking forward to your arrival in the Department of Linguistics and English Language, and it is a pleasure to be welcoming you to one of the leading international universities in one of Europe's most exciting cities. We are also excited at the prospect of seeing you develop over the years ahead with us.

Over the next few weeks, we will be posting information on our Welcome Week website; this will include your Welcome Week timetable. We will also send you information via email, so please regularly check your university email account once set up.

You can find our Welcome Week website at: [www.welcome.manchester.ac.uk](http://www.welcome.manchester.ac.uk)

I would like to take this opportunity to introduce you to some important members of staff that you will meet in your first few weeks with us, and that you should contact if you have any questions.

Your Programme Director is Professor Tine Breban. You will meet Tine during Welcome Week when she will explain your programme and other opportunities and facilities to you.

You will also meet your Academic Advisor during Welcome Week. Your Academic Advisor is a member of staff in Linguistics and English Language who is there to advise you on course choices depending on your interests and career plans, who will provide references if required and will assist in the event of difficulties, so it is in your interest to keep in regular contact with them.

Once again, congratulations and we hope you'll enjoy the summer. We look forward very much to meeting you in the autumn.

Professor Andrew Koontz-Garboden  
Head of Linguistics and English Language





# STUDENT SUPPORT AND DEVELOPMENT SERVICES

Your Student Support Hub is the place for advice, support, and guidance. We can help you with queries from registration to graduation and everything in between.

You can come and visit us or alternatively, call or email us using our contact details below.

If you would like to discuss something of a more personal or sensitive nature, our [Student Support and Wellbeing team](#) are also based at the Hub and can hold a private, 1-2-1 meeting with you in our Wellbeing Room. They can also refer you to the Counselling and/or Disability Advisory Service for more specialist support.

Answers to many frequently asked questions can be found in the SALC Student Community site (which is also where you'll find your student handbook). You will have access to the site as soon as you have set up your IT account.

- [Activate your IT account](#)
- [Access the SALC Student Community site](#)
- [Access your Student Handbook](#)

**Location:** Lower Ground floor, Samuel Alexander Building (next to the Lime Café). We are number 67 on the Campus Map (which can be found on the [University of Manchester webpage](#)) or please see our virtual tour video for directions.

**Opening hours:** 9am – 5pm, Monday – Friday (10am - 4pm outside of term time)

**Telephone:** +44 161 529 3348

**Email:** [salc.hub@manchester.ac.uk](mailto:salc.hub@manchester.ac.uk)

**Follow:** [Facebook](#) | [Instagram](#) | [SALC Students Blog](#)

For more information about the student support services available as a University of Manchester student, [visit our Student Support site](#).



# DISABILITY ADVISORY AND SUPPORT SERVICE (DASS)

Over 19% of students at the University of Manchester have shared that they are disabled. The [Disability Advisory and Support Service \(DASS\)](#) is a service dedicated to supporting disabled applicants and students – and can support with the following:

- Support for applicant interviews
- Academic support such as access to lecture podcasts, automatic extensions on coursework, general awareness for tutors and specific timetabling.
  - Exam support such as extra time, rest breaks, specialist equipment and specific locations.
  - Library support such as individual library inductions and extensions on high demand loans.
  - Accommodation support such as room adaptations, specific equipment and specific locations.
    - Mentoring and study skills support.
    - Notetaking and practical support.
- Navigating external funding such as the Disabled Students Allowance (DSA).

## **How do I get support from DASS?**

To Register with DASS you need to fill in a quick [online registration form](#) and send in some evidence of your disability (the easiest way to do this is by taking a photo of your evidence and emailing to [dass@manchester.ac.uk](mailto:dass@manchester.ac.uk)). Once registered a DASS adviser will meet with you to explore support (both University based support and externally funded support).

If you do not have any existing evidence or would like to speak with an adviser before registering, please contact the DASS reception to book a [Quick Query appointment](#)

If you suspect you may have a Specific Learning Difficulty, such as Dyslexia, but have not been tested before, please book onto the [Do I have dyslexia workshop](#) – for more information on what a specific learning difficulty is, the support already available to you and how to progress an assessment.

## **How do I get in touch with DASS?**

DASS are based on the second floor of University Place on Oxford Road and are open Monday to Friday, 10am to 4pm. Further information on contacting DASS can be found [here](#).

# YOUR WELCOME WEEK TIMETABLE

Your Welcome Week timetable uses a colour key to highlight which departmental events are mandatory to attend, and which events are recommended throughout Welcome Week.

This key code can be found in the right hand corner of each timetable page.

If you are a Joint Honours student, please refer to the Welcome timetable for **both** of your subject areas and, where possible, try to attend the welcome talks and socials for both subjects.

Your Welcome Week timetable is different to the timetable you will follow throughout the academic year. You will be able to access your [curriculum timetable](#), once you have completed all [10 steps of your registration](#), and you have chosen your [course units](#).



# IT SERVICES

## **Make sure your IT account is ready!**

You will receive your unique University of Manchester ID in communications sent by your Admissions team, along with instructions for activating your IT account. This is your gateway to university resources so make sure to activate your account as soon as possible.

Once you've signed up for your IT account, you'll be given your username, which you'll need to:

- complete any outstanding admissions processes;
- register as a student;
- open a library account;
- access software, email and the internet from any network computer;
- access 'Canvas', your virtual learning environment;
- access 'My Manchester'.

## **Activate your IT account**

**My Manchester** is the self-service system that brings all of your online university services together in one place. From My Manchester you can access your email, library account, timetable and grades.

## **Visit My Manchester**

**For further guidance, visit the Welcome site.**

**Your University email account is essential for keeping in touch with academic and support staff. We recommend that you check it regularly!**

# REGISTRATION

Registering at Manchester is an online process that requires you to confirm your personal details, check course information, and pay (or make arrangements to pay) your tuition fees.

## What do I need?

- An email from the University inviting you to register.
- Your IT account username and password (the one you set up when you activated your IT account).
- Personal details and contact details.
- Your term time address. This is the address where you'll be studying from in the first term – you may need to confirm where you're living before you complete this. For some of you this address will be your student accommodation address. If you're studying online then it will be your home address.
- Your course details.

## How do I do it?

- Log in to MyManchester with your new IT account details.
- Go to the 'Registration' tile and follow the on-screen instructions.
- You have ten steps to complete. At the end of each step, a green 'completed' tick will appear. To go back to a previous step, simply click on the step you want to return to (do not use the back button on your browser).

You'll need to fill in all ten steps to complete your registration, but don't worry, you can come back to it at any time if you need to.

For full guidance on the registration process, please visit the [Welcome site](#).



# SELECTING YOUR COURSE UNITS



You will need to make your course selections **by 12pm on Thursday 25th September**, to ensure your timetable is ready for teaching to commence on Monday 29th September. You can make your selections from Monday 15<sup>th</sup> September.

First, you should find your programme structure on the Student Intranet to check your mandatory units, and research any options available to you. You can make your selections using the student self-service system through the My Manchester self-service system.

## Remember:

- You will be automatically enrolled onto your core/mandatory units, so check whether you have optional or free choice units to choose using your programme structure.
- Research your optional and free choice units using the Course Unit Database.
- Watch the guidance video and instructions before you attempt to self-select units in the system. We also have additional School guidance on our School Intranet.

**Don't forget we are here to help you so if you're struggling, so please get in touch with us at [salc.courseunits@manchester.ac.uk](mailto:salc.courseunits@manchester.ac.uk) or come and see us in person at the Student Support Hub**





# ACADEMIC ADVISORS

Academic Advisors are members of the academic staff associated with your degree programme.

Their role is to provide support and advice to you throughout your time at university. At the start of the semester, you will have receive an email confirming the name and contact details of your Academic Advisor.

If you're unsure who your Academic Advisor is, you can also check this via [MyManchester](#).

Just head to 'Student Services', then to the 'Student Centre' and you will see 'Program Advisor' on the bottom right of your screen.

## **Why is it important to reach out to advisors and how they can help?**

### **Personal Wellbeing**

University life presents different challenges. Advisors act as a voice of calm, and will be able to suggest different methods to help you cope with any stresses or pressures you may face.

### **Academic Progress**

Advisors will suggest different methods to help you keep on top of your academic work, and can help you to develop based on your marks and feedback. If events beyond your control affect your ability to study, they can explain the '[mitigating circumstances](#)' process to you.

### **Career/Future Plans**

Having direct communication with an experienced member of staff is a valuable resource. Advisors can help direct you to development opportunities and careers advice after discussing your aims and ambitions. They can also write references for you.

### **How can they help?**

Your advisor will be introduced to you during your first week. They will be happy for you to contact them about anything. If there is an issue that does not fall within their expertise, they can assist you in finding a solution. You might be surprised at the range of sources of support available to you.

# UNIVERSITY CAMPUS

The University is located on the south side of Manchester city centre and comprises two main areas:

- The Oxford Road area - formerly The Victoria University of Manchester campus
- The Sackville Street area - formerly the UMIST campus

## Interactive campus maps

You can find your way around our campus using our interactive maps.

- [Campus map](#)
- [Nancy Rothwell Building](#)

All of our buildings are in the same general area of the city and are within easy walking distance of each other, making getting around our campus simple.

There are regular shuttle buses to pick up and drop off students at various points around the campus. These are also highlighted on the campus map.

Your safety and security on our campus is always our first priority. If you need to contact our Security team, you can call at any time of day or night on **(0)161 306 9966**.

## Accommodation and city maps

- [Accommodation map](#) - a map of University-owned accommodation (PDF, 270KB)
- [City map](#) - the location of the University in Manchester (PDF, 5.4MB)

You can also experience a self guided tour around campus. Just search "Visit UoM" on either Apple App Store, or Google Play, to find out more.

## Accessibility

Our [campus map](#) shows the wheelchair-accessible route around the University. Please note that the published route does not cover all areas of the campus due to ongoing/planned construction works. The route is likely to be modified as and when areas of the campus are redeveloped.

There is also an [accessibility map](#) for the University on the AccessAble website. It includes access guides for each building.

AccessAble have also developed an app for your mobile device that will make it even easier to navigate campus. The app is available for Android and Apple devices - download it from:

- [Google Play](#)
- [iTunes](#)



# STUDENT LIFE

Whether you've always lived in Manchester, or you're a brand new resident, there is always something new and exciting to experience in such a diverse and exciting city! The School of Arts, Languages & Cultures is situated in the heart of Manchester, and is just a short walk, bike or bus ride away from a brand new experience.

## **Want to explore what the city has to offer?**

Follow the university's [city guide](#) to find out more about getting around the city, things to do and what opportunities are available to you beyond Manchester itself.

Learn from other students and check out our [SALC Student Blog](#)! We feature posts from SALC students on a number of subjects- from experiences on a year abroad, to tips and tricks on how to balance your studies with your job, or what it's like being a joint honours student, the list is endless! If you'd like to contribute to the SALC Student blog, you can get in touch with the [Information, Advice and Guidance](#) team, to find out more.

You could also join one of the hundreds of student societies available at the [Student's Union](#)- and if you don't find a club that fits you, you could try forming your own!

## **Stay up to date with student news and events**

With a community of students from over 190 countries, there is always something to do across campus.

The [Student News](#) site is a great resource to find out about upcoming events, university news and helpful information across the academic year. We also have a very active [SALC Student Instagram](#) and [SALC Community site](#) so make sure to add these to your favourites so you find out about upcoming SALC student related news and events.

## **Religion, faith and culture**

We have a diverse and multicultural community with a vibrant mix of beliefs, faiths and cultures. Not only are there [Multifaith Prayer and Contemplation spaces](#) across campus, but there are a number of faith and religion dedicated societies available to join.



# CANVAS & SEAtS

## Canvas

Canvas is the University of Manchester's new central learning environment (replacing Blackboard/Bb). Throughout your time studying at The University of Manchester, you will use Canvas to navigate your course, access course materials, lecture recordings, submit assignments, and more.

The Canvas Student app lets you access course units and groups on your mobile device. You can submit assignments, join discussions, view grades, access materials, check calendars, manage To Do items, get notifications, and read Inbox messages.

## **Canvas Guides**

The [Canvas Student Guide](#) has over 200 articles that each answer a question that relates to using the Canvas interface as a student. Each article also includes Next and Previous links so you can easily navigate to related content.

You can also watch these [videos for students](#).

## **Canvas Support**

If you need further help with Canvas, you can raise a support ticket with the Central Digital Learning team via [Connect](#).

## Access Canvas

## Helpful Canvas tip!

When choosing your organisation, you must select 'The University of Manchester' (the other 'Manchester University' is an institution in the US.) The ['Student Getting Started Resources'](#) contain guidance on logging in to the Canvas Student App.

## SEAtS

The SEAtS system allows both students and staff to log attendance at scheduled on-campus teaching sessions and activities (such as lectures, tutorials, labs and seminars).

SEAtS actively supports your engagement and wellbeing, allowing us to offer you further support should you need it. We know that a 'dip' in attendance can be a sign that you may be experiencing problems. Knowing this can help us to help you with any areas you may be finding hard - whether that's timetable clashes or feeling overwhelmed with work or personal situations that make attendance difficult.

[Learn more about how to use SEAtS via our Student Support website.](#)



# LANGUAGE EXPERIENCE FOR ALL PROGRAMME (LEAP)

LEAP, part of the School of Arts, Languages and Cultures, offers students the opportunity to study a language course alongside their degree. LEAP offers 13 languages at levels ranging from beginners, all the way up to advanced in some languages. Therefore, whether you are an absolute beginner or a holder of a GCSE or A-Level in a certain language, you will be able to find a language that suits you.

Students can study these courses for credit as part of their degree or choose to take them on a non-credited basis (for a fee). These language courses are also open to members of the public and University staff for a fee. Aside from the choices that LEAP offers, the wonderful thing about the programme is that at the end of your degree you may have also obtained a level in some languages amounting to a C1 (advanced) on the Common European Framework for Languages (CEFR).

Learning a new language provides access to diverse sources of knowledge, enhances professional opportunities and gives you better chances of employability. It enables you to create a unique blend of knowledge, experience and transferable skills to suit your needs. As languages facilitate cross-cultural communication and understanding, learning them will foster critical thinking, empathy and adaptability. Learning languages enriches lives, bridging gaps between diverse communities and fostering a more inclusive and cohesive world.

So, what are you waiting for? Enrich your experiences and LEAP into languages! Taking a LEAP language course for credit is subject to academic approval, entry requirements, language level test, availability and timetabling constraints.

Therefore, you need to check this with your School first.

To learn more about LEAP, visit [the LEAP website](#).

Or you can visit the LEAP team during their Welcome Week drop in sessions!

These will be hosted every day during Welcome Week:

Monday 22nd, Tuesday 23rd, Thursday 25th & Friday 26th- NLG.9

Wednesday 24 September- Lime Cafe



# ACADEMIC SUCCESS PROGRAMME

## Boost Your Academic English with the Academic Success Programme

The Academic Success Programme offers a range of free workshops and resources designed to help you build confidence and improve your Academic English skills. Whether you're writing essays, giving presentations, or participating in seminars, this programme can help support you.

### Workshops include:

#### Academic Writing

- How to structure and write assignments
- Expressing critical thinking in your writing
- Writing fundamentals and techniques for impact

#### Academic Speaking

- Communicating effectively in seminars
- Presenting with confidence
- Improving pronunciation and fluency

#### Academic Grammar

- Grammar essentials for academic writing
- Understanding and applying grammar rules

In addition, special workshops are available at key times in the year, including:

- Adjusting to Academic Life (from October)
- Writing Your Dissertation (from March)

Workshops are delivered **online and on campus** by experienced tutors who will guide you through the key features of academic English - helping you become a more independent and confident learner.

📍 **Find out more:** [manchester.ac.uk/academicsuccessprogramme](https://manchester.ac.uk/academicsuccessprogramme)

✉ **Contact us:** [academicsuccess@manchester.ac.uk](mailto:academicsuccess@manchester.ac.uk)



# LIBRARY


The [University of Manchester Library](#) is a fantastic resource, and one that you should aim to familiarise yourself with as soon as possible during your time at the University of Manchester. As well as books, journals and other hard copy texts, it provides access to an extensive collection of online materials too, including access to eBooks and journals via the [Library catalogue search](#).

The Library has a number of physical locations which combine resources and study spaces. These include the [Main Library](#) and the study and learning centre known as the [Alan Gilbert Learning Commons](#).

There are also a number of specialist or subject specific libraries across campus. You can find more information about these [here](#), but in summary the specialist libraries relevant to SALC subjects include:

- The [Art and Archaeology Library](#) in the Mansfield Cooper Building
- The [Lenagan Library](#) for Music and Drama in the Martin Harris Centre
- The [University Language Centre Library](#) in the Samuel Alexander Building
- The [John Rylands Research Institute and Library](#) on Deansgate in the city centre
- The [Ahmed Iqbal Ullah RACE Centre](#) in Manchester Central Library - this is an open access library specialising in the study of race, migration and diversity.

Visit the [Library website](#) for more information on how to use the Library, our collections, study spaces, Library IT services, training and skills and our [locations and opening times](#).





# MY LEARNING ESSENTIALS

My Learning Essentials is the Library's programme of skills support, including both online resources and face-to-face workshops, which will aid you in your personal and professional development.

My Learning Essentials workshops offer a relaxed group environment where you can try out new strategies for yourself while learning from and with peers. The online resources cover everything from referencing, to managing your procrastination, to writing a CV and you can access them through the Library website from wherever you are, whenever you need to!

## What makes My Learning Essentials great?

- My Learning Essentials offers support to the whole student community, regardless of your subject and at all stages of undergraduate and postgraduate study.
- It's all about gaining new skills to help you through your studies as well as developing the abilities you already have!
- You choose to develop skills and interests which are relevant to you, at times and using the methods that suit you best.
- It's a great way to get the most out of your time at Manchester; helping you to make the best use of all of the specialist resources and support the University has to offer.
- Our partnerships with services across campus, such as The University of Manchester Counselling Service and Disability Advisory and Support Service (DASS), connect you to the vital support that you need, when you need it.
- Dedicated careers sessions, combined with the opportunity to select the skills and competencies you would like to develop, means My Learning Essentials can help prepare you for the world after your degree!

## Look out for MLE on your course

Some of you will have the opportunity to experience the MLE online resources and face-to-face sessions embedded as part of your degree course.

This is where we have partnered with your tutor, selecting materials that will provide you with the skills and tools you need to complete the course unit.

[Find out more about My Learning Essentials.](#)

Discover how digital tools and methods can help you explore your subject in exciting new ways; understand how digital technology is transforming our world, creating opportunities and inequalities.

### **Develop New Skills**

Our course units complement your studies with training in digital methods and a deeper understanding of how digital media and technology are shaping our lives and our future. You will explore how digital methods such as mapping, text mining, and data visualisation can transform the way you read, understand the past, and communicate your ideas. You will also develop key skills that are increasingly essential for students of the humanities today — from working critically with data and recognising bias in algorithms, to designing creative digital projects and communicating complex ideas effectively to diverse audiences. You will gain confidence in applying digital approaches to humanities questions, bridging the gap between traditional scholarship and emerging technologies. As part of your learning, you will create and curate your own digital projects and develop specialist expertise in digital methods relating to your main subject area — be it history, literature, languages, philosophy, cultural studies, or the arts. Our course units take place in Digital Humanities Labs, where students will also be provided with laptops. Note that no technical experience is required, as all training will be provided.

### **Participate in the Debates of Tomorrow**

Our course units also touch on key concepts and debates around digital media, technology, and culture, such as data collection and civil liberties or the ethics of artificial intelligence. Why do search engines misrepresent women and people of colour? How do digital platforms spread conspiracy theories and 'fake news'? The Minor will help you understand the pressing debates of our time and equip you with the knowledge and critical perspective you need to make your voice heard.

### **Find a Job You Enjoy**

With its combined focus on technical skills, creativity, and critical thinking, our course units prepare you for careers that value people who can bridge the gap between creative and technical work. Employers increasingly seek graduates who can analyse information critically, use digital tools to tell stories with data, and communicate insights effectively — skills that Digital Humanities training provides.

### **Digital Humanities Certificate**

All our courses are available as free choice units. Completing two Digital Humanities course units will earn you a Certificate in Digital Humanities that allows you to document your skills.

### **Digital Humanities Minor**

Students on Single Honours degrees can also choose to take a Minor in Digital Humanities. This is 40 credits a year, equivalent to one-third of your course credits for the year. Many of our course units are also available as free choice units.

Find more information at: <https://www.digital-humanities.manchester.ac.uk/study/minor-in-digital-humanities/> or contact the programme director.

Dr Giulia Grisot,  
Programme Director, Digital Humanities  
[giulia.grisot@manchester.ac.uk](mailto:giulia.grisot@manchester.ac.uk)



# DIGITAL HUMANITIES



# PEER MENTORS & PASS

Peer Support is all about students helping each other out within their learning community. Our main goals are to make your experience as a student better and to help you become a leader in your learning community.

When you start as a first-year student, you'll be part of a Peer Assisted Study Session (PASS) or a Peer Mentoring group. These groups are led by higher-year students on the same course of study who have been through what you're going through. Before they start, all our student leaders go through training to make sure they're ready to support you. They also keep learning through skill-enhancing debriefs and workshops throughout the year.

So, what's in it for you? There are lots of **benefits to joining in with Peer Support:**

1. You get to ask questions to students who've been there before. They can give you tips and tricks to do well at university from their own experience.
2. It's a safe space to bring up your ideas, problems, and questions. Sometimes it's easier to talk to other students than to speak up in a lecture!
3. It's a chance to meet other people on your course and build relationships that can help you throughout your time at Manchester.

**Peer Support's goals are simple but important:**

- **Teamwork:** We want to encourage students to work together and support each other.
- **Better experience:** Our goal is to make your university experience the best it can be through Peer Support schemes.
- **Leadership:** We believe in empowering students like you to become leaders in your learning community through schemes like Peer Mentoring and PASS.

So, if you want to make the most out of your university experience, consider [getting involved in Peer Support!](#)



# THE CAREERS SERVICE

Our award-winning Careers Service offers you support and advice throughout your time at university, and for up to two years after completing your course. No matter where you're up to with finding a part-time job to go alongside your studies, or thinking about potential post-university careers, we're here to help you make the most of your time in Manchester.

We offer a range of personalised support and services including:

- One-to-one careers appointments
- Job, placements and internships vacancies board
- CV and applications advice
- Pathways (our on-demand learning modules)
- Interview preparation
- Careers fairs and employer events
- Skills workshops
- Networking opportunities with UoM graduates
- Exclusive internship opportunities

We also have our website ([www.careers.manchester.ac.uk](http://www.careers.manchester.ac.uk)), which is an encyclopaedia of careers information! The site has overviews of over 20 career sectors, ranging from media, creative and cultural, to language careers, charities, and international development. This information will help you to explore the wide range of exciting career opportunities open to you as a SALC student, whilst giving you tips on how to use your time in Manchester to build skills and experience that employers in your areas of interest will want to see on your CV.

## How to get the most out of the Careers Service

1. Before coming to Manchester, follow us on Instagram (@uomcareers) to keep up with the latest events, resources and support available to you.

2. Once you've completed your university registration, activate your CareerConnect account ([www.careerconnect.manchester.ac.uk](http://www.careerconnect.manchester.ac.uk)).

CareerConnect is your one-stop-shop for all things careers; you can use it to register for our events, find part-time jobs and to access on-demand Pathways to create a CV, prepare for interviews and much more. There are even bespoke Pathways to help international students and students with disabilities and health concerns to navigate the UK job market. You can also use CareerConnect to book confidential one-to-one appointments with a member of the team, either online or in-person.

CareerConnect is your one-stop-shop for all things careers; you can use it to register for our events, find part-time jobs and to access on-demand Pathways to create a CV, prepare for interviews and much more. There are even bespoke Pathways to help international students and students with disabilities and health concerns to navigate the UK job market. You can also use CareerConnect to book confidential one-to-one appointments with a member of the team, either online or in-person.



## **Come and Meet Us**

You can visit the Careers Desk in the Atrium, First Floor, University Place, Monday-Friday during term-time, where our team can talk things through with you and help with any careers-related queries. You can also meet one of the team at our regular drop-ins on campus through the academic year.

For further information on where to find us, see <https://www.careers.manchester.ac.uk/appointments/dropin/>.

WHERE WILL  
VOLUNTEERING  
TAKE YOU?

# SOCIAL RESPONSIBILITY

## Become a Volunthero

Every year thousands of Manchester students get involved in their local, national and international communities through volunteering. They learn new skills, make friends, feel good by helping others and get to explore Manchester. Some also have the chance to explore further afield with Manchester's overseas volunteering programme!

Whatever you study, whatever your interest, there's something for you. The University provide lots of help to get involved, including lists of opportunities with local organisations, support for student projects and one-off taster opportunities to try.

[Take me to the Volunteer Hub to learn more!](#)

The **Stellify Award** is a unique University of Manchester award supporting your personal development and graduate outcomes alongside your studies. Whether you are a first year or a post-graduate student, the Stellify journey starts now!

The three core principles to Stellify are:

The **Ethical Grand Challenges**

**Make a Difference.**

**Step up and Lead.**

You can learn more about Stellify and how it can help you by visiting the [website](#) or by contacting the Stellify team ([stellify@manchester.ac.uk](mailto:stellify@manchester.ac.uk))

STELLIFY

# STUDENTS' UNION

## Make the most of Manchester with your Students' Union.

University can be the best time of your life. University can be the worst time of your life. It can also be both, at the exact same time. But you're not doing it alone. Meet your [Students' Union](#). We're run by students, for students and we're here from the moment you become a University of Manchester student and belong. Check out some of the things we do below:

### Find your Community

The Students' Union is home to over 350 Societies so whether you want to carry on a new hobby or find your next passion, there's likely a group of students waiting for you to join. Can't find something for you? Why not create your own! You could even join our Manchester Media Group and gain experience in publishing and creating media for print, radio and television. If Volunteering is more your thing, we work with a range of partners across the University, community and even nationally to help you make an impact.

### Use your Voice

We want to make sure you are having the best time possible here at Manchester – whether it's improving your course, enhancing the city or lobbying the government, there's the space for you.

Becoming an Academic Rep means you can work to gather feedback as a team and work in collaboration with your lecturers to find solutions that best work for students. Be part of shaping the Union's direction through participating in our 'Union Assembly' or even suggesting an [Suggestion](#).

### Find Support

We're home to a free and confidential Advice Service which can give you support in a range of areas including: Academic, Financial, Student Life, Wellbeing and Housing Support.

### Part-Time Work

Need help with finding part-time work or improving your CV? We run the JobShop which helps match students with jobs that work around your research both in the University, Students' Union and in the city.

Visit us in the Steve Biko Building or head to our website <https://manchesterstudentsunion.com/>



# ACADEMIC REPS

## WOULD YOU LIKE TO BE AN ACADEMIC REP FOR YOUR NEW COURSE?

Are you interested in making change, developing your programme and working with staff to close the feedback loop? Reps are student leaders who gather feedback & work with staff to make positive change in their programme. The role counts towards the STELLIFY award "Step Up and Lead" and you'll gain great experience through attending meetings, gathering feedback from your course mates & working on projects to enact change.

As an academic rep, you represent the students on your course in meetings with staff where you talk about feedback from students – what's going well & what needs to be improved. From this feedback, you work with staff to develop a positive student experience. You'll receive training from the Students' Union, so you don't need any prior experience – just an interest in helping improve student experience for yourself and your peers!

Key skills/experiences you will gain from the Rep role:

**Professionalism**  
**Negotiation**  
**Leadership**  
**Communication**  
**Organisational skills**

**Networking**  
**Problem-solving**  
**Campaigning**  
**Influencing**  
**Working on projects**

Sign up to be an Academic Rep by emailing [studentreps@manchester.ac.uk](mailto:studentreps@manchester.ac.uk) and see [www.manchesterstudentsunion.com/reps](http://www.manchesterstudentsunion.com/reps) for more details!

School of Arts, Languages and Cultures  
The University of Manchester  
Manchester, M13 9PL  
[www.manchester.ac.uk](http://www.manchester.ac.uk)

***Come and chat with us on social media and stay updated with  
SALC news through our blog and Student Community Site!***



[SALC STUDENT  
COMMUNITY SITE](#)



[@UOMSALC  
@UOMSALCSTUDENTS](#)



[@UOMSALCSTUDENTS](#)



[UOMSALCSTUDENTS](#)

