

How to Access VoiceThread [Staff & Students]

- Access VoiceThread via Blackboard [*Recommended*] 1
- Warning! VoiceThread Links in Spark Pages [STAFF ONLY] 1
- What If Blackboard is Unavailable due to Scheduled Downtime? 2
- Log in to VoiceThread using the ‘Need Password’ Method 2

Access VoiceThread via Blackboard [*Recommended*]

This is the best way for everyone to access VoiceThread.

The best way for staff and students to access VoiceThread is by clicking on a ‘true’ VoiceThread link created by an Instructor in a Blackboard course by using **Build Content > VoiceThread**. Clicking on the VoiceThread link will take you through to VoiceThread and automatically create your VoiceThread account using your University details to identify you, and log you in to VoiceThread. Using this method, you **do not need to register** for a VoiceThread account.

Warning! VoiceThread Links in Spark Pages [STAFF ONLY]

1. True VoiceThread links vs. web links
2. Have you shared the VoiceThread?

1. True VoiceThread links vs. Web Links

VoiceThread is accessed via ‘true’ VoiceThread links in Blackboard. True links are those set up by an Instructor using **Build Content > VoiceThread**. The links in Spark are ordinary web links, not ‘true’ VoiceThread links.

In your course, if the first time your students are asked to use VoiceThread is in a Spark page, they will not be able to view or comment on it without being asked to log in to VoiceThread. This won’t happen if they have clicked on a true VoiceThread link before accessing your Spark page.

To avoid this problem, **there should be a true VoiceThread link** available in your course for them to click on *before* they click on a VoiceThread web link in a Spark Page.

2. Have You Shared the VoiceThread?

If you add a link to a VoiceThread inside a Spark Page, you **must** ensure you have **shared** (i.e. given access to) the VoiceThread with the relevant Blackboard course via its Share

Options within VoiceThread itself. Failure to share a VoiceThread with a Blackboard course will deny students access to it.

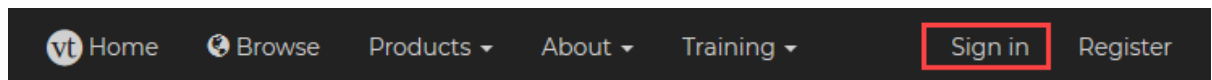
See: [How to Share a VoiceThread](#)

What If Blackboard is Unavailable due to Scheduled Downtime?


If you have previously used VoiceThread via a link in Blackboard, you will be able to access VoiceThreads during Blackboard downtime by using the **Need Password** method described below. You do **not** need to register for a VoiceThread account.

Log in to VoiceThread using the 'Need Password' Method

1. From the [VoiceThread website](#), select **Sign In**



2. Select **Sign in with email** - <https://voicethread.com/login/email>



3. **Ignore** the Email and Password boxes and just press **Need Password**. (You might also see **Forgot Password?**)

SIGN IN TO VOICETHREAD

Email

Password

Sign in

[Need password?](#)

Sign in

[Forgot password?](#)


- In the Password Reset box, type your **University email address** and press **Reset**. This will not change your University password!

PASSWORD RESET

Please enter your email address to reset your password.

Email:

I'm not a robot

 reCAPTCHA
Privacy - Terms

RESET


- You will see a confirmation message that an email has been sent to you.

PASSWORD RESET

An email with reset instructions has been sent to , if that address matches an account in our system.

- When you receive the Password Reset email, click **follow this link**.

VoiceThread Password Reset

 VoiceThread <no-reply@voicethread.com>
To:

ⓘ If there are problems with how this message is displayed, click here to view it in a web browser.

Reset your VoiceThread password

Hello


We've received a request to reset your password. To accomplish this [follow this link](#).

- Type your **University email address** and press **Reset**.

PASSWORD RESET

Please enter your email address to reset your password.

Email: **1**

2 I'm not a robot  reCAPTCHA
Privacy - Terms

3

8. You will be prompted to enter a new password for your VoiceThread account. Type and confirm your chosen password, then press **Change Password**.
Hint: The password can be the same as your University password if you don't want to remember another one!)

VOICETHREAD - PASSWORD RESET

Enter a new password:

One more time please:

9. Now, if ever Blackboard is unavailable, you will be able to log in to VoiceThread with your University email address and chosen password via the [Sign In By Email](#) option.

SIGN IN TO VOICETHREAD

Email

Password