

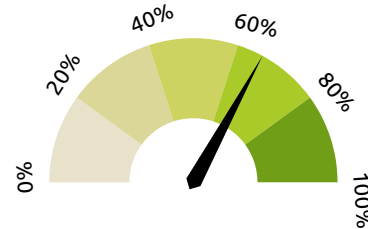
Staff Survey 2019 Response Rates

Open 04-03-2019 09:00 to 08-04-2019 17:30

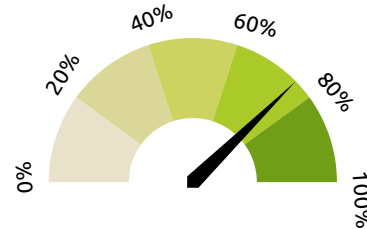
Base Number: 11287

Responses: 7129

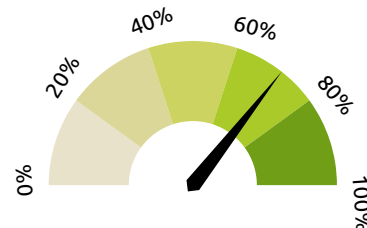
Current Response Rate: 63%



Previous Final Response Rate: 72%

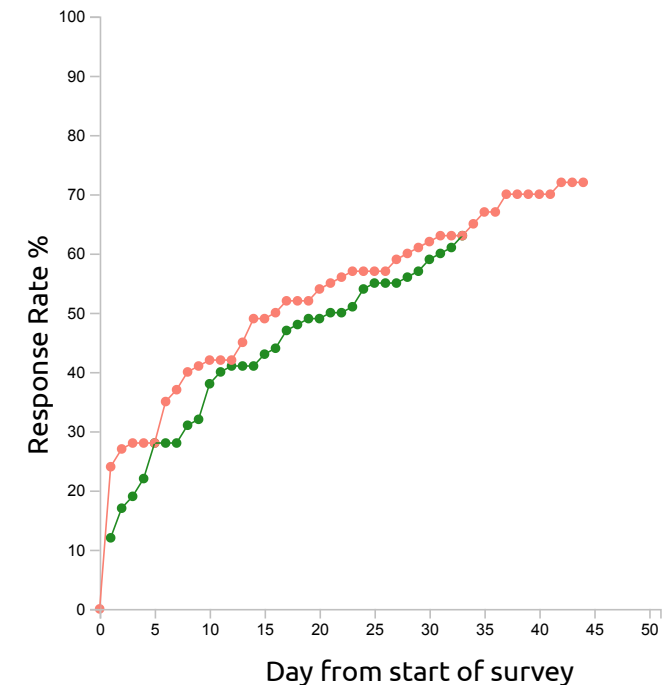


Sector Average Response Rate: 68%















Survey Tracker

Response Rate Timeline: **Current Survey** and **Previous Survey**












Staff Survey 2019 Response Rates

Open 04-03-2019 09:00 to 08-04-2019 17:30

Area	Base Number	Responses	Response Rate
Overall	11287	7129	 63%
Faculty of Biology, Medicine and Health	3515	2119	 60%
BMH Faculty Office	555	371	 67%
School of Biological Sciences	749	508	 68%
SBS School Office	44	35	 80%
Division of Cell Matrix Biology & Regenerative Medicine	94	65	 69%
Division of Evolution & Genomic Sciences	81	55	 68%
Division of Infection, Immunity and Respiratory Medicine	149	99	 66%
Division of Molecular & Cellular Function	68	47	 69%
Division of Musculoskeletal and Dermatological Sciences	169	122	 72%
Division of Neuroscience & Experimental Psychology	144	85	 59%
Cancer Research UK Manchester Institute	334	149	 45%

Staff Survey 2019 Response Rates

Open 04-03-2019 09:00 to 08-04-2019 17:30

Area	Base Number	Responses	Response Rate
Faculty of Biology, Medicine and Health	3515	2119	 60%
School of Medical Sciences	777	389	 50%
SMS School Office	32	23	 72%
Division of Cancer Sciences	177	92	 52%
Division of Cardiovascular Sciences	94	47	 50%
Division of Dentistry	118	59	 50%
Division of Developmental Biology & Medicine	61	34	 56%
Division of Diabetes, Endocrinology and Gastroenterology	61	35	 57%
Division of Medical Education (inc. CHSTM)	234	99	 42%

Please note response rates are provisional and will be confirmed two working days after the closure of the survey and the 'Base Number' is taken from your employee list / workforce profile.

Staff Survey 2019 Response Rates








Open 04-03-2019 09:00 to 08-04-2019 17:30

Area	Base Number	Responses	Response Rate
Faculty of Biology, Medicine and Health	3515	2119	<div></div> 60%
School of Health Sciences	1100	702	<div></div> 64%
SHS School Office	29	22	<div></div> 76%
Division of Human Communication, Development and Hearing	64	51	<div></div> 80%
Division of Informatics, Imaging and Data Sciences	127	80	<div></div> 63%
Division of Nursing, Midwifery & Social Work	175	138	<div></div> 79%
Division of Pharmacy and Optometry	307	163	<div></div> 53%
Division of Population Health, Health Services Research and Primary Care	252	159	<div></div> 63%
Division of Psychology and Mental Health	146	89	<div></div> 61%

Please note response rates are provisional and will be confirmed two working days after the closure of the survey and the 'Base Number' is taken from your employee list / workforce profile.

Staff Survey 2019 Response Rates













Open 04-03-2019 09:00 to 08-04-2019 17:30

Area	Base Number	Responses	Response Rate
Faculty of Humanities	1920	1244	 65%
Humanities Faculty Office	118	91	 77%
Alliance Manchester Business School	487	332	 68%
School of Arts, Languages and Cultures	482	307	 64%
School of Environment, Education and Development	358	212	 59%
School of Law	117	75	 64%
School of Social Sciences	358	227	 63%

Please note response rates are provisional and will be confirmed two working days after the closure of the survey and the 'Base Number' is taken from your employee list / workforce profile.

Staff Survey 2019 Response Rates











Open 04-03-2019 09:00 to 08-04-2019 17:30

Area	Base Number	Responses	Response Rate
Faculty of Science and Engineering	2398	1423	 59%
S&E Faculty Office	190	147	 77%
Research Institutes	139	99	 71%
School of Chemical Engineering and Analytical Science	143	99	 69%
School of Chemistry	317	155	 49%
School of Computer Science	170	91	 54%
School of Earth and Environmental Sciences	176	107	 61%
School of Electrical and Electronic Engineering	220	125	 57%
School of Materials	278	154	 55%
School of Mathematics	137	79	 58%
School of Mechanical, Aerospace and Civil Engineering	269	178	 66%
School of Physics and Astronomy	359	189	 53%

Please note response rates are provisional and will be confirmed two working days after the closure of the survey and the 'Base Number' is taken from your employee list / workforce profile.

Staff Survey 2019 Response Rates

Open 04-03-2019 09:00 to 08-04-2019 17:30

Area	Base Number	Responses	Response Rate
Professional Services	2768	2186	 79%
AUA	13	12	 92%
Division of Communications and Marketing	29	29	 100%
Directorate of Compliance and Risk	30	28	 93%
Division of Development and Alumni Relations	69	65	 94%
Directorate of Finance	251	199	 79%
Directorate of Human Resources	145	135	 93%
Directorate of Research and Business Engagement Support Services	68	54	 79%
Office of the President and VC / Legal Affairs and Board Secretariat / Planning / Registrar, Secretary and COO / OSR	51	46	 90%
Programme Management Office	13	12	 92%

Please note response rates are provisional and will be confirmed two working days after the closure of the survey and the 'Base Number' is taken from your employee list / workforce profile.

Staff Survey 2019 Response Rates








Open 04-03-2019 09:00 to 08-04-2019 17:30

Area	Base Number	Responses	Response Rate
Professional Services	2768	2186	<div><div></div></div> 79%
Directorate of IT Services	374	268	<div><div></div></div> 72%
Office of the CIO	51	45	<div><div></div></div> 88%
IT Services Applications and Digital Services	81	65	<div><div></div></div> 80%
IT Services Strategy and Architecture	26	22	<div><div></div></div> 85%
IT Technical Infrastructure Operations	178	110	<div><div></div></div> 62%
Research IT	38	26	<div><div></div></div> 68%

Please note response rates are provisional and will be confirmed two working days after the closure of the survey and the 'Base Number' is taken from your employee list / workforce profile.









Staff Survey 2019 Response Rates

Open 04-03-2019 09:00 to 08-04-2019 17:30

Area	Base Number	Responses	Response Rate
Professional Services	2768	2186	 79%
Directorate for the Student Experience	610	483	 79%
Campus Life	156	119	 76%
Residential & Sport Services	203	161	 79%
Student Admissions & Administration	76	64	 84%
Student Recruitment & International Development	98	78	 80%
SDCE, TLSO & Directorate Office	77	61	 79%

Staff Survey 2019 Response Rates









Open 04-03-2019 09:00 to 08-04-2019 17:30

Area	Base Number	Responses	Response Rate
Professional Services	2768	2186	 79%
Directorate of Estates and Facilities	791	440	 56%
Capital Projects/Environmental Sustainability	16	14	 88%
Car Park Services	18	12	 67%
Client Services/Design Services	31	30	 97%
Directorate of Estates/Estates Support	25	20	 80%
Environmental Services	31	18	 58%
Estates Surveying	12	9	 75%

Please note response rates are provisional and will be confirmed two working days after the closure of the survey and the 'Base Number' is taken from your employee list / workforce profile.

Staff Survey 2019 Response Rates

Open 04-03-2019 09:00 to 08-04-2019 17:30

Area	Base Number	Responses	Response Rate
Professional Services	2768	2186	 79%
Directorate of Estates and Facilities	791	440	 56%
Faculty Estates Teams	17	16	 94%
Hospitality and Events	16	16	 100%
House Services	400	163	 41%
Maintenance Services	114	85	 75%
Media Services	30	27	 90%
Security Services	81	30	 37%

Please note response rates are provisional and will be confirmed two working days after the closure of the survey and the 'Base Number' is taken from your employee list / workforce profile.

Staff Survey 2019 Response Rates






Open 04-03-2019 09:00 to 08-04-2019 17:30

Area	Base Number	Responses	Response Rate
Professional Services	2768	2186	<div><div></div></div> 79%
The University of Manchester Library	324	274	<div><div></div></div> 85%
Academic Engagement	13	11	<div><div></div></div> 85%
Content, Collections and Discovery	86	72	<div><div></div></div> 84%
Customer Services	63	44	<div><div></div></div> 70%
Digital Technologies and Services	27	24	<div><div></div></div> 89%
Marketing and Communications	14	14	<div><div></div></div> 100%
Planning and Professional Services	27	26	<div><div></div></div> 96%
Research Services	16	16	<div><div></div></div> 100%
Special Collections	35	29	<div><div></div></div> 83%
Teaching, Learning and Students	28	24	<div><div></div></div> 86%
Visitor Engagement	15	14	<div><div></div></div> 93%

Please note response rates are provisional and will be confirmed two working days after the closure of the survey and the 'Base Number' is taken from your employee list / workforce profile.

Staff Survey 2019 Response Rates

Open 04-03-2019 09:00 to 08-04-2019 17:30

Area	Base Number	Responses	Response Rate
Cultural Institutions	212	157	 74%
Jodrell Bank Discovery Centre	33	26	 79%
Manchester Museum	80	68	 85%
University Press	27	21	 78%
Whitworth Art Gallery	72	42	 58%

Staff Survey 2019 Response Rates

Open 04-03-2019 09:00 to 08-04-2019 17:30

Area	Base Number	Responses	Response Rate
UMC	474	140	<div><div></div></div> 30%
Bars	51	4	<div><div></div></div> 8%
Chancellors	106	47	<div><div></div></div> 44%
Christies	56	2	<div><div></div></div> 4%
Food in Residence	87	18	<div><div></div></div> 21%
Food on Campus including Catering - AMBS	122	51	<div><div></div></div> 42%
Taste Management	32	5	<div><div></div></div> 16%
Other (Catering Management, University Catering)	20	13	<div><div></div></div> 65%