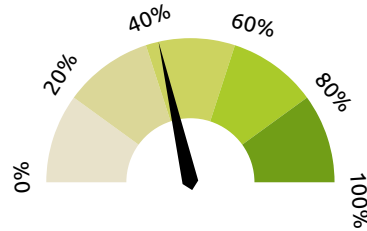


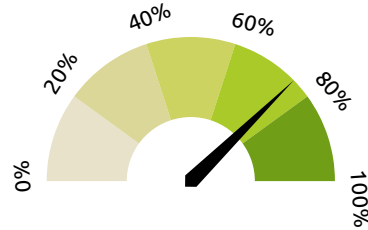
Staff Survey 2019 Response Rates

Open 04-03-2019 09:00 to 08-04-2019 17:30

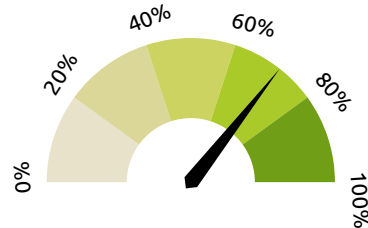
Base Number: 11282
Responses: 4633
Current Response Rate: 41%



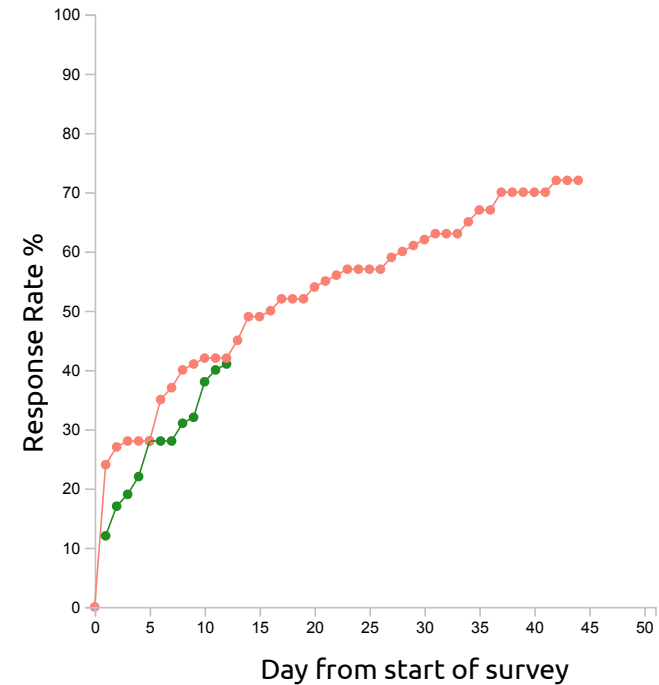
Previous Final Response Rate: 72%



Sector Average Response Rate: 68%















Survey Tracker
Response Rate Timeline: **Current Survey** and **Previous Survey**



Please note response rates are provisional and will be confirmed two working days after the closure of the survey and the 'Base Number' is taken from your employee list / workforce profile.










Staff Survey 2019 Response Rates

Open 04-03-2019 09:00 to 08-04-2019 17:30

Area	Base Number	Responses	Response Rate
Overall	11282	4633	 41%
Faculty of Biology, Medicine and Health	3515	1371	 39%
BMH Faculty Office	555	260	 47%
School of Biological Sciences	749	310	 41%
SBS School Office	44	21	 48%
Division of Cell Matrix Biology & Regenerative Medicine	94	44	 47%
Division of Evolution & Genomic Sciences	81	32	 40%
Division of Infection, Immunity and Respiratory Medicine	149	63	 42%
Division of Molecular & Cellular Function	68	25	 37%
Division of Musculoskeletal and Dermatological Sciences	169	73	 43%
Division of Neuroscience & Experimental Psychology	144	52	 36%
Cancer Research UK Manchester Institute	334	99	 30%

Staff Survey 2019 Response Rates










Open 04-03-2019 09:00 to 08-04-2019 17:30

Area	Base Number	Responses	Response Rate
Faculty of Biology, Medicine and Health	3515	1371	 39%
School of Medical Sciences	777	240	 31%
SMS School Office	32	16	 50%
Division of Cancer Sciences	177	52	 29%
Division of Cardiovascular Sciences	94	29	 31%
Division of Dentistry	118	36	 31%
Division of Developmental Biology & Medicine	61	18	 30%
Division of Diabetes, Endocrinology and Gastroenterology	61	21	 34%
Division of Medical Education (inc. CHSTM)	234	68	 29%

Please note response rates are provisional and will be confirmed two working days after the closure of the survey and the 'Base Number' is taken from your employee list / workforce profile.

Staff Survey 2019 Response Rates








Open 04-03-2019 09:00 to 08-04-2019 17:30

Area	Base Number	Responses	Response Rate
Faculty of Biology, Medicine and Health	3515	1371	 39%
School of Health Sciences	1100	462	 42%
SHS School Office	29	15	 52%
Division of Human Communication, Development and Hearing	64	36	 56%
Division of Informatics, Imaging and Data Sciences	127	56	 44%
Division of Nursing, Midwifery & Social Work	175	99	 57%
Division of Pharmacy and Optometry	307	92	 30%
Division of Population Health, Health Services Research and Primary Care	252	103	 41%
Division of Psychology and Mental Health	146	61	 42%

Please note response rates are provisional and will be confirmed two working days after the closure of the survey and the 'Base Number' is taken from your employee list / workforce profile.

Staff Survey 2019 Response Rates













Open 04-03-2019 09:00 to 08-04-2019 17:30

Area	Base Number	Responses	Response Rate
Faculty of Humanities	1918	854	 45%
Humanities Faculty Office	117	67	 57%
Alliance Manchester Business School	487	232	 48%
School of Arts, Languages and Cultures	481	213	 44%
School of Environment, Education and Development	358	139	 39%
School of Law	117	52	 44%
School of Social Sciences	358	152	 42%

Please note response rates are provisional and will be confirmed two working days after the closure of the survey and the 'Base Number' is taken from your employee list / workforce profile.

Staff Survey 2019 Response Rates











Open 04-03-2019 09:00 to 08-04-2019 17:30

Area	Base Number	Responses	Response Rate
Faculty of Science and Engineering	2396	882	 37%
S&E Faculty Office	190	103	 54%
Research Institutes	139	60	 43%
School of Chemical Engineering and Analytical Science	143	57	 40%
School of Chemistry	316	92	 29%
School of Computer Science	170	59	 35%
School of Earth and Environmental Sciences	176	65	 37%
School of Electrical and Electronic Engineering	220	65	 30%
School of Materials	278	100	 36%
School of Mathematics	137	53	 39%
School of Mechanical, Aerospace and Civil Engineering	268	112	 42%
School of Physics and Astronomy	359	116	 32%

Please note response rates are provisional and will be confirmed two working days after the closure of the survey and the 'Base Number' is taken from your employee list / workforce profile.

Staff Survey 2019 Response Rates








Open 04-03-2019 09:00 to 08-04-2019 17:30

Area	Base Number	Responses	Response Rate
Professional Services	2673	1424	 53%
AUA	13	5	 38%
Division of Communications and Marketing	29	20	 69%
Directorate of Compliance and Risk	30	24	 80%
Division of Development and Alumni Relations	69	54	 78%
Directorate of Finance	251	151	 60%
Directorate of Human Resources	144	122	 85%
Directorate of Research and Business Engagement Support Services	68	40	 59%
Office of the President and VC / Legal Affairs and Board Secretariat / Planning / Registrar, Secretary and COO / OSR	51	34	 67%
Programme Management Office	13	8	 62%

Please note response rates are provisional and will be confirmed two working days after the closure of the survey and the 'Base Number' is taken from your employee list / workforce profile.

Staff Survey 2019 Response Rates








Open 04-03-2019 09:00 to 08-04-2019 17:30

Area	Base Number	Responses	Response Rate
Professional Services	2673	1424	 53%
Directorate of IT Services	374	179	 48%
Office of the CIO	51	32	 63%
IT Services Applications and Digital Services	81	42	 52%
IT Services Strategy and Architecture	26	18	 69%
IT Technical Infrastructure Operations	178	74	 42%
Research IT	38	13	 34%

Please note response rates are provisional and will be confirmed two working days after the closure of the survey and the 'Base Number' is taken from your employee list / workforce profile.

Staff Survey 2019 Response Rates









Open 04-03-2019 09:00 to 08-04-2019 17:30

Area	Base Number	Responses	Response Rate
Professional Services	2673	1424	 53%
Directorate for the Student Experience	610	298	 49%
Campus Life	156	90	 58%
Residential & Sport Services	203	73	 36%
Student Admissions & Administration	76	45	 59%
Student Recruitment & International Development	98	43	 44%
SDCE, TLSO & Directorate Office	77	47	 61%

Please note response rates are provisional and will be confirmed two working days after the closure of the survey and the 'Base Number' is taken from your employee list / workforce profile.

Staff Survey 2019 Response Rates









Open 04-03-2019 09:00 to 08-04-2019 17:30

Area	Base Number	Responses	Response Rate
Professional Services	2673	1424	 53%
Directorate of Estates and Facilities	789	224	 28%
Capital Projects/Environmental Sustainability	16	7	 44%
Car Park Services	18	1	 6%
Client Services/Design Services	31	12	 39%
Directorate of Estates/Estates Support	25	15	 60%
Environmental Services	30	8	 27%
Estates Surveying	12	4	 33%

Please note response rates are provisional and will be confirmed two working days after the closure of the survey and the 'Base Number' is taken from your employee list / workforce profile.

Staff Survey 2019 Response Rates













Open 04-03-2019 09:00 to 08-04-2019 17:30

Area	Base Number	Responses	Response Rate
Professional Services	2673	1424	 53%
Directorate of Estates and Facilities	789	224	 28%
Faculty Estates Teams	17	8	 47%
Hospitality and Events	16	12	 75%
House Services	399	108	 27%
Maintenance Services	114	17	 15%
Media Services	30	20	 67%
Security Services	81	12	 15%

Please note response rates are provisional and will be confirmed two working days after the closure of the survey and the 'Base Number' is taken from your employee list / workforce profile.

Staff Survey 2019 Response Rates






Open 04-03-2019 09:00 to 08-04-2019 17:30

Area	Base Number	Responses	Response Rate
Professional Services	2673	1424	 53%
The University of Manchester Library	324	216	 67%
Academic Engagement	13	9	 69%
Content, Collections and Discovery	86	58	 67%
Customer Services	63	36	 57%
Digital Technologies and Services	27	18	 67%
Marketing and Communications	14	12	 86%
Planning and Professional Services	27	23	 85%
Research Services	16	11	 69%
Special Collections	35	22	 63%
Teaching, Learning and Students	28	19	 68%
Visitor Engagement	15	8	 53%

Please note response rates are provisional and will be confirmed two working days after the closure of the survey and the 'Base Number' is taken from your employee list / workforce profile.

Staff Survey 2019 Response Rates

Open 04-03-2019 09:00 to 08-04-2019 17:30

Area	Base Number	Responses	Response Rate
Cultural Institutions	211	101	 48%
Jodrell Bank Discovery Centre	33	18	 55%
Manchester Museum	79	39	 49%
University Press	27	13	 48%
Whitworth Art Gallery	72	31	 43%

Please note response rates are provisional and will be confirmed two working days after the closure of the survey and the 'Base Number' is taken from your employee list / workforce profile.

Staff Survey 2019 Response Rates

Open 04-03-2019 09:00 to 08-04-2019 17:30

Area	Base Number	Responses	Response Rate
UMC	477	48	10%
Bars	51	0	0%
Chancellors	109	16	15%
Christies	56	0	0%
Food in Residence	87	8	9%
Food on Campus including Catering - AMBS	122	11	9%
Taste Management	32	3	9%
Other (Catering Management, University Catering)	20	10	50%

Please note response rates are provisional and will be confirmed two working days after the closure of the survey and the 'Base Number' is taken from your employee list / workforce profile.