



# GREEN



the **Whitworth**

A guide to all things green  
For children by children

By Year 6 pupils from Gatley Primary School, Stockport



---

## Our Green Footprint

---

The Whitworth aims to be one of the greenest, most environmentally friendly galleries in the UK.



---

### Did you know?

We get all our energy from natural heat source underground.

This helps to reduce our carbon footprint, keeping our building cool in summer and warm in winter.

We try to be green in everything we do – from our staff uniforms to what we sell in our shop and serve in our café.

---





# The Colour Green

All over the world and throughout history, the colour green has meant many things.

Here, green is associated with nature, growth and rebirth and is the colour we think of when we talk about the environment.

Think of the colour green.

Write and draw what it means to you below.



Can you find the 10 words linked to green in our word-search?

life	growth	spring	fairtrade	environment
nature	paradise	birth	youth	hope




---

## Green Whispers

---

We think the plants on Lucienne Day's textile design look like stick people whispering to each other.

What are they saying?



Here is our poem inspired by the colour green

---

## Spring to Life

New growth is coming, it's nearly here  
It springs to life once a year  
Let the lovely flowers sprout  
They are coming, have no doubt  
Green is eternal and even though  
It will sometimes get covered in winter snow  
The animals come out of hibernation  
And run around, without hesitation  
New life is coming, it's nearly here  
It only comes once a year.

---

Feeling creative? Write your own nature inspired poem here.

---

# The Boy in the Tunic

---

I was a little boy with no name.

Lost, for many years, I didn't know where I came from.

I was told my parents were too poor to keep me and I was sold into slavery when just a baby.

All I knew is that they gave me a lovely green tunic which I kept on at all times, even when sleeping.

Daily, I worked very hard for my master – he was rich and very powerful. I never got to see outside his palace walls.

Sometimes when I went walking with him around the palace grounds, his family commented on such a beautiful green cloth.

Often I would get offered silver coins for it.

My master became green with envy when others said how nice it was.

He really wanted it to be his own, but I would never have given it up – not for all the money in the world.

One evening I decided to escape and I ran for ages and ages into the night until I became so tired.

I went to sleep in a doorway in a nearby town. The next morning I was awoken by a scream. The mother of the house was coming out to hang her washing. She ushered me inside leaving the washing forgotten and excitedly told me who I was – The Prince of Egypt!

I found out that I had been stolen from my real parents and was kept hidden.

I couldn't believe it and I was reunited with my true parents and lived a happy life but I still never took off my gorgeous tunic, no matter what.

Written by a girl from Gatley



---

## Did you know?

Our tunic was discovered buried in sand in Egypt.

Amazingly it is nearly 2000 years old.

The dry sand and hot conditions helped preserve the material and colour.

---

Who do you think would have worn it?



## Fair Trade - Who Made Your Clothes?

We source and import our clothes from all around the world, but expect to buy them very cheaply.

In some countries the people who make them often get just pence for their production and have poor working conditions.


The dress opposite illustrates the story of a factory in Bangladesh.

We are joining the campaign to ask what is a fair price for fashion.

Will you join it too?

### Did you know?

24 April is Fashion Revolution Day – in 60 countries around the world, tens of thousands of people call on shops to ask them: 'Who Made Your Clothes?'




## Mix it up


We've been searching far and wide for the perfect shade of green.

We mixed yellow and blue in different quantities to create three new greens.

Our secret formulas are . . .



Create your ultimate green. Remember, you need blue and yellow!



## Did you know?

We haven't found a natural dye from a plant that would not fade in your washing machine.

## Nature as Designer

Artists have often used nature as inspiration for their artworks and design ideas.

Draw your nature inspired pattern on the tunic below.





# BioBlitz - Bugs, Bats, Bees and Birds

Even in the middle of a city, our park is full of nature.

What living things can you spot?



## Did you know?

A BioBlitz is a wildlife survey of an area of land.

We discovered that there are over 70 species of invertebrates and over 500 trees in the park.



Can you find Gustav Metzger's sculpture, *Flailing Trees*?


I'm upside down facing the ground,  
I can't turn over a new leaf.  
When I fall I get replaced  
And I'm on a concrete base.

We think it is like an ostrich.  
They both bury their head in the ground when it comes  
to caring for the environment.


# Save our Snowman

Find the sculpture *Snowman* by Nate Lowman.

We think he tries to be as green as he can.



Draw your own comic strip with an environmental message that will help save our snowman.



## Reduce, Reuse, Recycle

You've come to the end of our green guide.

We have all learnt from school how to reduce, reuse and recycle.

Here are some of our ideas for how to be green at home.

Draw a nature inspired picture

Create a sculpture out of your throw away junk

Write a recycling riddle

Or start a new campaign to help save the planet.

