

MANCHESTER
1824

The University of Manchester



An Introduction to Peer Mentoring 2015-2016

MLBM



PEER
MENTORING

Produced by MLBM Peer Mentors
in association with PwC.

Congratulations

Hello First Year!

We would like to take this opportunity to congratulate you for being accepted to study at the University of Manchester this year! We, your peer mentor team, would like to introduce you to the university and the city that you will be living in the next three years. We hope that this booklet will be a helpful guide to ease you into university life!

But first, who is your peer mentor?

Starting university can be a tough task for freshers as for many of you this is a completely new experience. University is a vast community, so you might need a helping hand. This is why the peer mentor scheme exists. We are here to help you with whatever first year throws at you! We are here to answer any questions or queries you may have, whether they be academic or otherwise!

Enjoy your summer holidays and see you in September.

A photograph of the University of Cambridge Faculty of Arts building, a grand neoclassical structure with a prominent portico and columns. The building is made of red brick with white stone accents. In the foreground, there is a paved plaza with several wooden benches. The sky is clear and blue.

University Life

Samuel Alexander Building

(Recommendation ☆☆☆)

This is the main building for Language students, where you will find your academic advisors, language lecturers and course administrators. Samuel Alexander building is a great place to study. There is a language lab, library and computer clusters. The building also has a cafe where students can socialise and do group work.

Alan Gilbert Learning Commons

(Recommendation ☆☆☆☆☆)

Student ID required

Also known as the Ali G, this learning complex is open 24/7 during term time. It is easily accessible from Oxford Road and therefore is popular among all types of student. The facilities are of a very high standard. Beware, it is usually very busy during exam period!

Study Space

Main Library (Recommendation ☆☆☆☆☆)

Student ID required

Our main library is known to be the largest single-site library in the UK. There is a massive collection of academic books that you can borrow throughout your study at the university. The main library is usually less busy than the learning commons, but during the exam period it is also very busy. It opens from 9am to midnight.

The John Rylands Library

(Recommendation ☆☆☆)

Opens for both students and visitors

The John Rylands is a neo-gothic style library located in Deansgate. It has special collections of rare books that might be useful for history courses. The library itself welcomes visitors and hosts many interesting exhibitions throughout the year.

IT Service

During your time at the university, using the university IT services will be part of your everyday life. Whether it's connecting to the university wifi, checking your student account for your grades or using the online library search. This section will provide a summary of all essential components of the University IT.

My Manchester

The very first thing you will need to do before arriving in Manchester will be signing up for your University IT account. It is used for accessing various services throughout the University such as: My Manchester account, Blackboard, Email, University Wifi and Library computers.

The University will send you an e-mail containing your Student ID Number, which you can use to create your university account. After you have created your account you are ready to login on the website: <https://my.manchester.ac.uk> with the username which will be generated for you and the password of your choice. Feel free to ask your peer mentor for help with this as it can be quite confusing!

MANCHESTER
The University of Manchester

Login Service

Secure login for The University of Manchester websites and federated e-resources

Please Login

Username:
Password:

☐ Remember me before logging me into other sites.

[Forgot your password?](#)

Login clear

[Important Security Advice](#)

[Your IT Accounts and Online Identity](#)

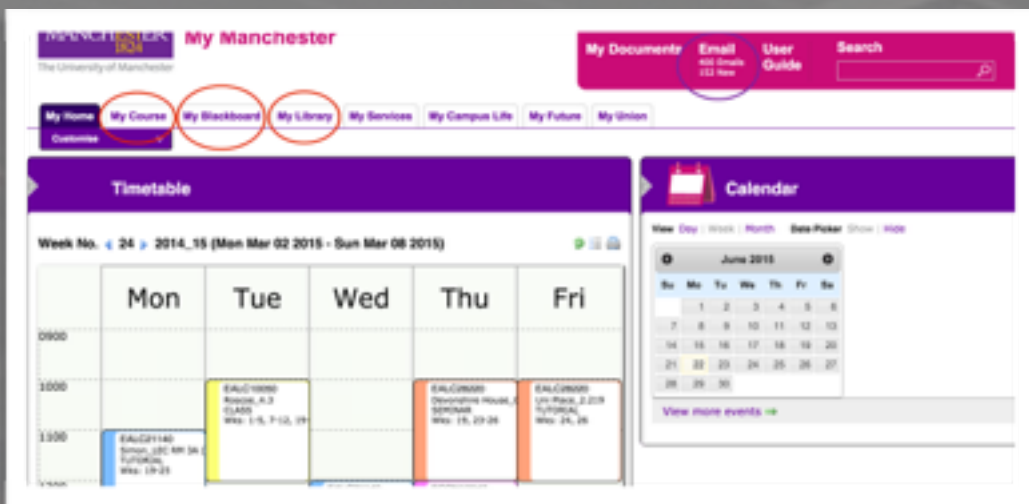
[Federated Access to Library Resources](#)

[My Manchester](#)

In accessing and using information on University systems, I will comply with all applicable legislation, and regulations, policies and procedures of the University. I will only use this information in relation to my University duties and activities. I will not disclose any information that is subject to restrictions on disclosure.

iManCAS v2.3.1
Based on [JA-SIG CAS](#)

The Directorate of IT Services
The University of Manchester
Oxford Road, Manchester, M13 9PL, UK
Royal Charter Number: RC000797

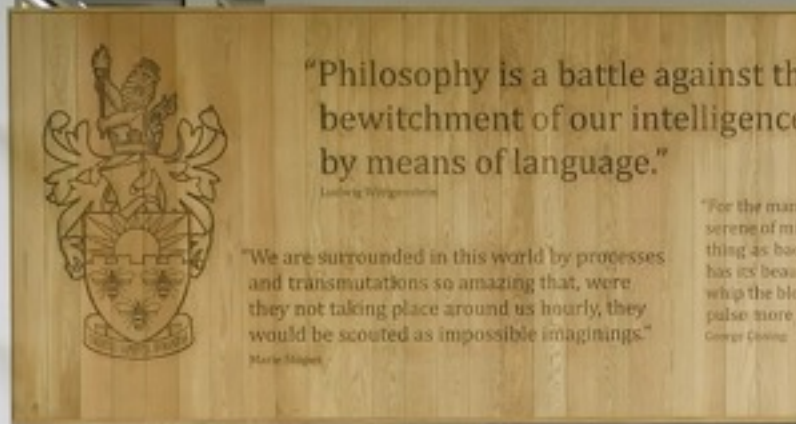


- *“My Course” tab*: Under this tab you can find plenty of useful information about your course such as course unit information, timetable (if you haven't put it in your home page) or the exam results.
- *“My Blackboard” tab*: Blackboard is a virtual learning environment where you can access all of your courses, view its content, communicate with the teachers and much more. (see next page)
- *“My Library” tab*: The most important features in this tab are Library search and Library study spaces. Using the library search bar you can browse the University's vast database of academic material as well as external academic material not owned by the University. Library study spaces feature allows you to book a group study space in various university libraries around the campus.
- *“Email” tab*: You can access your university email account by clicking on the “Email” button. If you are already logged in My Manchester, you will be logged in the Email automatically. The Email uses Office 365 software and your e-mail address is usually *name.surname@student.manchester.ac.uk*. Remember to keep checking your university email as it will be the primary email university staff and your teachers will use to contact you.



IT - My Manchester

Blackboard

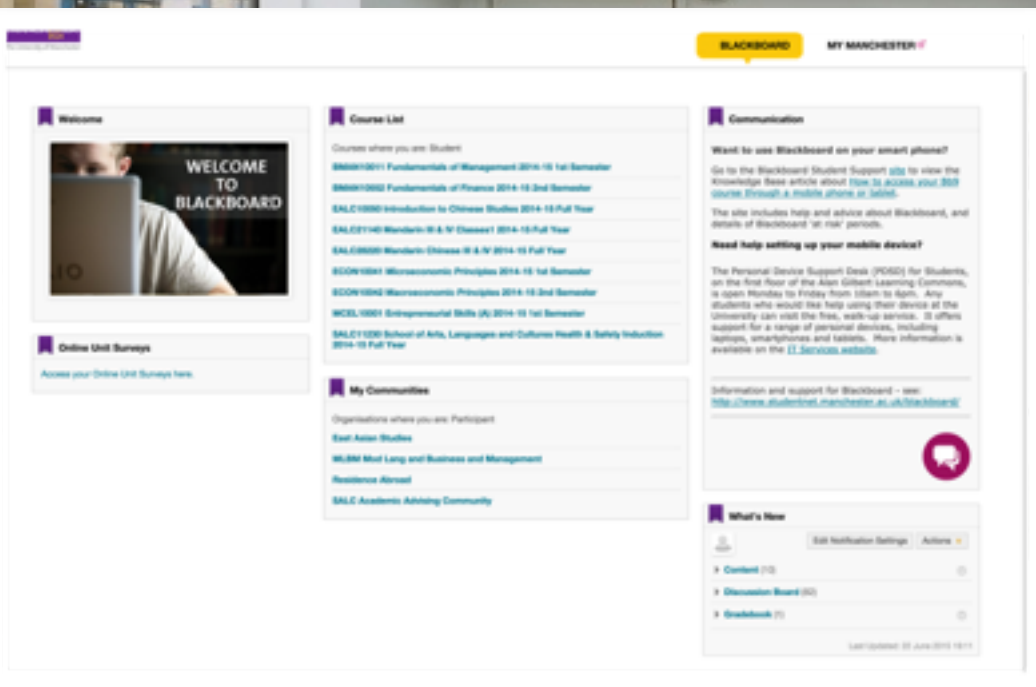


Blackboard is where you can find all your course units and some additional information in one convenient place.

After clicking on one of the courses you will be able to see everything about the course unit that has been made available online. This includes things such as: lecture slides/podcasts, assignments, assessments, exam preparation, online learning and contact information for your teachers.

University Wi-Fi login also requires your student IT account username and password. When you want to login, simply select the UoM wifi from the wireless network list on your device and login on the web page that should pop up when you open a browser.

The final service which requires your student IT account username and password is the university library study computers. After logging into the university computer using your details you will have your own desktop where you can store your files and access the internet. If you wish to access your files on a computer which isn't in the university system (e.g. your personal computer), you can find the files in *My Manchester* home page under the tab "My Documents" next to the "Email" tab.



Timetable

This is a sample timetable of a student studying MLBM Chinese, 1st year, 2nd semester

	Mon	Tue	Wed	Thu	Fri
0900					
1000		EALC10050 Roscoe_4.3 CLASS Wks: 1-5, 7-12, 19-26, 30-33		BMAN10552 Roscoe_2.2 WORKSHOP Wks: 21, 23, 25	
1100	EALC1811 Uni Place... SEMINAR Wks: 26, 30	EALC1811 Roscoe_1.0 SEMINAR Wks: 19-21			BMAN10612 Kilburn_TH 1.3 LECTURE Wks: 19-26, 30-33
1200	EALC1811 Simon_LEC SEMINAR Wks: 21-23	EALC11140 Simon_LEC RM 2B (2.61) TUTORIAL Wks: 1-5, 7-12, 19-26, 30-33		ECON10042 Crawford House_SEM RM B TUTORIAL Wks: 21-26, 30	
1300					EALC18110 Roscoe_2.5 TUTORIAL Wks: 1-5, 7-12, 19-26, 30-33
1400	ECON10042 Roscoe_TH A LECTURE Wks: 19-26	<div> <p>Unit code (e.g. ECON10042)</p> <p>Location (Roscoe_TH A)</p> <p>Type of teaching (LECTURE)</p> <p>Weeks of the year in which this module runs (Wks: 19 – 26)</p> </div>			EALC1114 Crawford H SEMINAR Wks: 32-33
1500				EALC1114 Devonshire SEMINAR Wks: 19-21	EALC1114 Roscoe_4.6 SEMINAR Wks: 30-33
1600					
1700	BMAN10552 Crawford House_TH 1 LECTURE Wks: 19-26, 30	BMAN10552 Crawford House_TH 1 LECTURE Wks: 19-26			
1800					

Below are the core textbooks needed for the mandatory courses.

Business and Academic Skills:

Gallagher, K (2010) Skills Development for Business and Management Students, Oxford

Fundamentals of Management:

Smith, J. M. (2007) Fundamentals of Management a Critical Text. London: McGraw-Hill.

Fundamentals of Finance:

Hiller, D., Clacher, I., Ross, S., Westerfield, R., and Jordan, B. (2011) Fundamentals of Corporate Finance, European Edition, McGrawHill

N.B. Depending on which economics course you are eligible to take, below are core textbooks for each.

Microeconomic Principles and Macroeconomic Principles:

John Sloman, Economics, sixth Edition, (Prentice-Hall, 2006)

The UK Economy Microeconomics and Macroeconomics:

A bespoke textbook covering both modules is available at Blackwell's. It is titled:

The UK Economy - Microeconomics and Macroeconomics.

Optional Course:

Refer to your chosen course outline.

Language Course:

Refer to your course outline.

Textbook

Where to buy

Buy Online:

A good idea would be to check the price online and compare it to the price at Blackwell. Online shops such as Amazon would be a good place to check.

Blackwell's Book Shop:

They are located on campus and will have all the textbooks needed for all courses. Although there isn't a student discount, prices are already reduced to be more affordable.

Main Library:

Blue Section will host business course related textbooks.

Precinct Library:

Here you will find business textbooks and more.

Secondhand Book Sale:

A book sale will be organized within the first few weeks of university where you will be able to buy second hand textbooks for reduced prices. More information will be available closer to the time.

Facebook Group:

Search for University of Manchester- MLBM Books

Year Abroad



As a first year, your Year Abroad must seem like ages away. But in less than two years, you will be off to explore new countries and cultures whilst improving your chosen language! It's true what they say, your Year Abroad really can be an eye-opening, life changing opportunity. However, that's not to say it will be easy: there will undoubtedly be bumps in the road. So to give you an idea of what to expect and how to make that change a little easier, we're going to give you some points:

If something sounds too good to be true, it probably is!

You may have received an offer for your dream work/study placement and be jumping to accept it. WAIT. Really consider your choice and make sure that you are making the right one for YOU. What sounds good on paper could be a very different reality;

Really put yourself out there

It's difficult to get on in a new area, especially when you're still getting to grips with the language! To really improve your fluency, you need to engage with locals as much as possible.

And finally, say YES!

Your year will be over before you know it, so make the most of it! Explore the country, cuisine and culture to its full extent. Accept offers you would usually not even consider (within reason!) and try to be the most outgoing version of yourself.

A nighttime photograph of a city street in Manchester. On the left is a historic half-timbered building with warm interior lighting. On the right is a large, illuminated Ferris wheel. The street is wet and reflects the city lights, with a few people walking in the distance. The title text is centered over the image.

Life at Manchester

The background of the slide is a photograph of a large crowd of students at a university event. Several large vertical banners are visible, with the text 'JOIN US' repeated in various colors (red, green, blue). The University of Manchester logo is also visible on one of the banners. The scene is lively and festive, with many people gathered together.

General Advice

Finance

Once you arrive at university, you may find it difficult to budget effectively, especially if you have never lived by yourself before. My Manchester's Budgeting guide can be accessed through the page's search bar. The Cost of Living guide, which should have arrived with your arrival guide, can also be viewed through this link:

<http://www.manchester.ac.uk/study/experience/student-life/living-costs/> .

Bank Account

If you are a foreign student – EU and international, you will need to set up a bank account so that you are able to pay for your accommodation and living costs whilst in Manchester. Take your time to look through the offers from different banks. Try and choose a bank which is relatively accessible to you but also meets your needs. Also, ask about costs, taxes and rates for when you are travelling or on your year abroad. In the UK most ATM machines will not charge you to take out money with a British card and student accounts do not have a minimum amount or a tax. There are also many deals available to new students so do some research online before going to the banks. Check out this link for valuable advice on choosing the right bank for you: <http://www.savethestudent.org/money/student-banking/>

Register with a GP

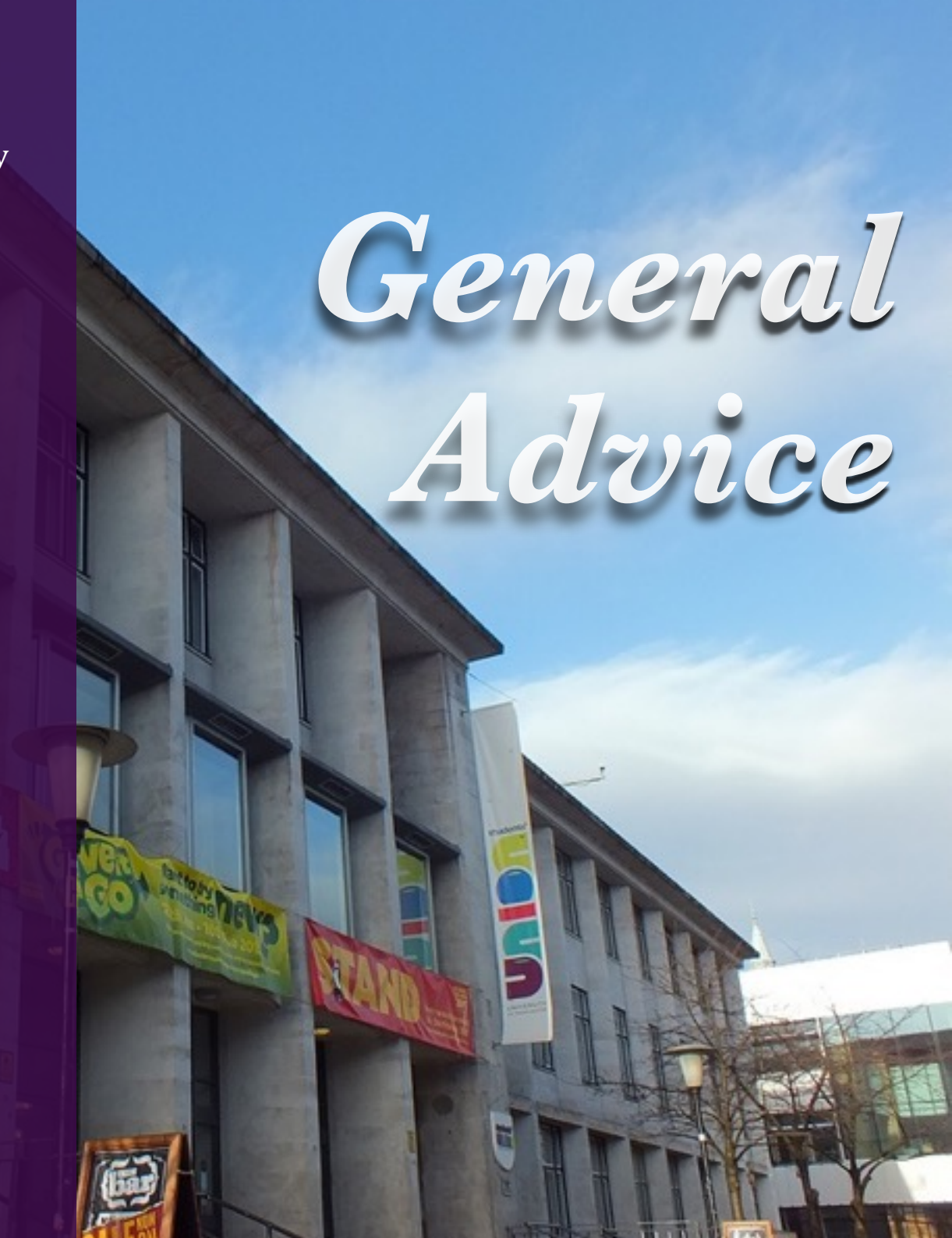
When you arrive in Manchester, you will be welcomed by the Fresher's fair, where you will be able to find pretty much everything you could need. There included a prospective GP. Please make sure that your chosen GP is located near your accommodation. There are GP representatives from all over the city, so you won't have to put all that much effort into looking for them. Better safe than sorry!

If you are coming from outside of the UK, please make sure you have had all of the necessary vaccinations to avoid any extra stress once the semester has begun!

Get yourself out there!

Upon arrival, we would recommend a tour with some of the Student Representatives, to familiarise yourself with the university and its city. Ask as many questions as you like, the Representatives are there to help! They will inform you of all the most important places on campus and Manchester, so it's well worth your time!

General Advice



Around Manchester



Around Campus

The areas surrounding the university on the other side include: Fallowfield campus, Victoria Park campus and City campus. **City campus** is the nearest campus to university, it is a five minutes' walk to university if you live there! If you are staying in **Fallowfield campus**, you can get the bus to university as it is a bit further away. As for **Victoria Park campus**, you can choose whether to get the bus (a few stops to university buildings) or a 10-15 minute walk to university. There are many different shops by Victoria Park campus such as Poundland, Lidl, Tesco and Morrisons. There is a large Sainsbury's in the centre of Fallowfield but also a smaller one near City campus. There are plenty of places where to go grocery shopping and most are open until late at night.

Out of the City Centre

The University of Manchester is surrounded by different areas. On one side, there is Greater Manchester where there are numerous shops, restaurants and bars (check out the Arndale Shopping centre/Northern quarter).

The Trafford Centre, one of the largest shopping centres in the North West, is only a tram ride away. There, you can opt for some high-end shopping, go to the cinema, laser quest or even trampolining!

Outdoor Spaces

The three campuses (City, Victoria and Fallowfield) are each surrounded by green areas. Near City and Victoria campus you will find 'Whitworth Park' where you can take a walk or have a picnic when the weather is good. In Fallowfield, you can go for a run in Platt Fields Park which is very big and has a nice lake. Although we do advise against going for a run on your own or late at night and when it is dark. Be safe!

City Transport

Bus: The 'Unirider' bus pass can be purchased online or at Fresher's Fair (there is a discount when you buy it online!). This bus pass can either last a semester or the whole year and it is super handy, you can travel on all Stagecoach and Magic buses in Manchester. If you do not have the Unirider bus pass, you can take the 'Magic Bus' or 'First Bus' for only £1.

Beware! The bus fare here varies depending on the bus you take. £1 buses include First and Magic Bus. Whereas a Stagecoach bus fare varies depending on your destination.



*Around
the Campus*



Social Life

University involves a lot of hard work, but you will soon learn that University of Manchester students take the “work hard, play hard” mantra very seriously. Manchester is, in fact, the student capital of the UK. So make sure you take full advantage of *all* that university life has to offer.

Whether you’re a creature of the night, a sporting fanatic or none of the above, here at the University of Manchester, we cater for pretty much every hobby or interest there is (there is even have a bell ringing society).

Make sure you visit Fresher’s Fair during Welcome Week to find out just how many societies there are. Societies are a great way to meet lots of new people and have tonnes of fun at the same time.

Now, let’s not forget that Manchester also happens to be a clubbing capital of Europe. Every year events such as Warehouse Project, Parklife Festival and Transmission are host to world famous DJ’s and artists. These events put Manchester firmly on the map as a city with incredible musical diversity and nightlife. As the birth place of bands such as The Smiths, Oasis, The Stone Roses and The Happy Mondays, Manchester will NOT disappoint even the most fussy musical enthusiasts.

With regard to going in the city there is, of course, copious clubs, pubs and events to suite everyone’s taste. Here is my run-down of the top nights that you students should be sure to check out!

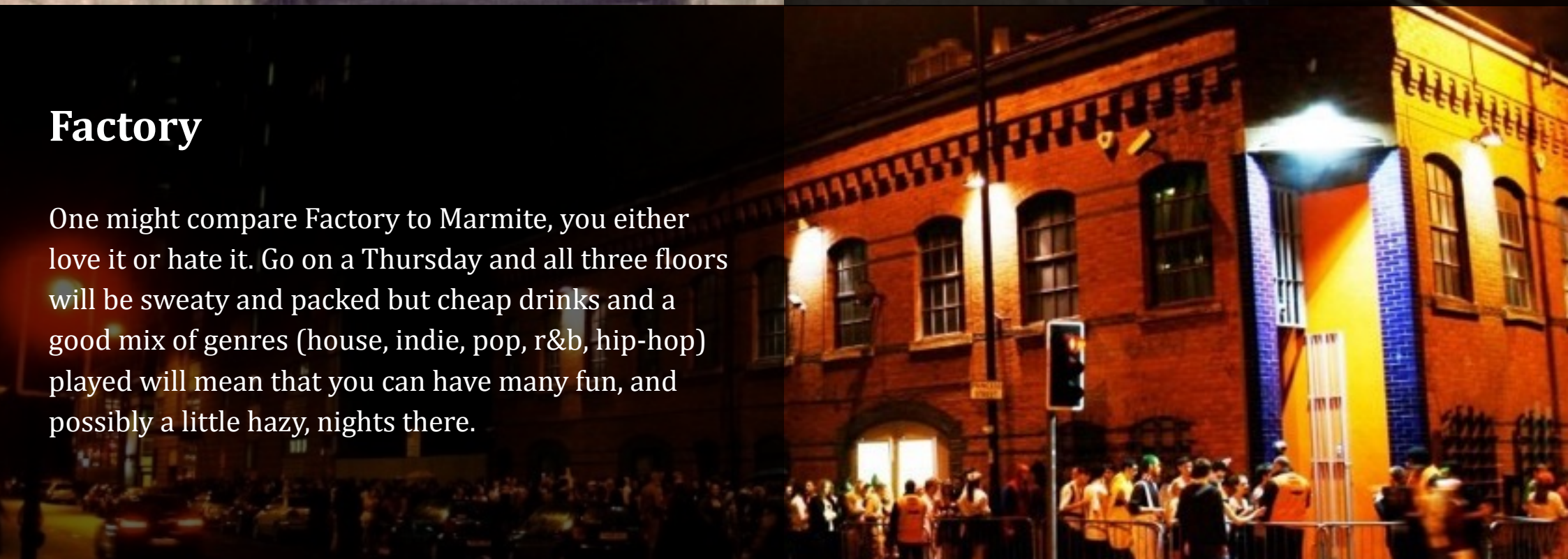


Gold Teeth at The Deaf Institute

A student favourite, and for good reason. Gold Teeth runs weekly at Deaf Institute. Whether you're up for the best of 50's and 60's groovy tunes or its garage and r&b that take your fancy, Gold Teeth offers all in a funky venue and with a friendly crowd of students. It is likely to become a weekly ritual for many of you.

Factory

One might compare Factory to Marmite, you either love it or hate it. Go on a Thursday and all three floors will be sweaty and packed but cheap drinks and a good mix of genres (house, indie, pop, r&b, hip-hop) played will mean that you can have many fun, and possibly a little hazy, nights there.





The Warehouse Project

Every year, from September to December The Warehouse Project comes to Manchester. Held in a huge underground warehouse, the world's most famous DJs gather each week to perform to crowds of thousands of people. Once the Warehouse Project comes to an end, fear not, for Transmission (its new sister event) begins at Albert Hall. A beautiful venue with stunning architecture, Transmission will not disappoint.



Antwerp Mansion

Essentially, it's an abandoned mansion turned club, except it still very much looks and feels like a haunted house of some sort. The walls are covered in graffiti and the floors are creaky. This original venue is probably what makes Antwerp Mansion a favourite for us students (oh and also probably that it is a 10 minute walk from the Fallowfield campus). This year, the likes of Artful Dodger, DJ Luck and MC Neat, My Nu Leng, Zed Bias and Loefah have all played at this fantastic venue.



www.pwc.com/uk/careers

This booklet was produced with the help of sponsorship
from The University of Manchester, Peer Support
Programme and PwC.
© 2015 All rights reserved