

MANCHESTER
1824

The University of Manchester

A photograph of the University of Manchester building, a large, ornate Gothic Revival structure with a prominent central tower and red-tiled roof, set against a blue sky with light clouds. The building is partially obscured by green foliage in the foreground.

MAP Personal Statement Session

Applying for courses in higher education



Welcome

- 1 Decision Manchester
- 2 What To Include In Your Personal Statement
- 3 Transferable Skills
- 4 Including MAP in your Personal Statement

KEY DATES

Mid June	Release of UCAS APPLY	30th August – Decision Manchester Survey Deadline
Mid September	Applications can be sent to UCAS	9th September – Personal Statement Deadline for Feedback for Medicine, Dentistry, Oxford and Cambridge 23rd September – Latest Deadline for Final Medicine, Dentistry, Oxford and Cambridge Personal Statements
15th October	Medicine, Dentistry, Veterinary Science and Oxford or Cambridge Applications	7th October – Final Personal Statement Deadline for the General Strand Don't apply before you have received your DM answer
15th January	'On Time' application deadline	Don't apply before you have received your DM answer

As a MAP student, what will you submit
before you submit your UCAS
application??

Decision Manchester Application

- All students who are on track to successfully complete MAP will be eligible to submit a MAP Decision Manchester application to The University of Manchester.
- Submission of a Decision Manchester Application means that you can find out which course(s) you would receive an interview or an offer for at Manchester, before you submit your actual UCAS application.

The Decision Manchester Application will ask you:

- Basic personal information
- What course you want to apply for
- Qualifications obtained (GCSEs, BTECs, AS Levels)
- Qualifications to be taken (which subjects you are continuing to A2)

We will ask you to send your personal statement to MAP separately once you have finished it.

We will get your predicted grades directly from your college tutor so you do not need to provide these.

The UK Clinical Aptitude Test (UKCAT)

Who Should Take the Test?

Candidates intending to apply in 2013 for entry to a relevant course in a UKCAT University in 2014 (or for deferred entry in 2015) are required to sit the UKCAT by the **4th October 2013 deadline.**

Not all Universities require applicants to have taken the UKCAT. For a list of the Universities that do ask for it, you can visit: www.ukcat.ac.uk . The University of Manchester requires applicants to Medicine and Dentistry to have taken the test.

How to prepare.....

- To help you prepare ,UKCAT's website has two timed practice tests for you to take and has an iPhone and Android App
- When you book your test you will be able to choose a convenient test centre location.
- Make sure you plan ahead! Get practising and book a test soon!

UKCAT Key Dates

- Registration opens 01 May 2013
- Testing begins 01 July 2013
- Registration Closes 20 September 2013
- Bursary & Exemption
deadline 20 September 2013
- Booking/Rescheduling
Closes 02 October 2013
- Last testing date 04 October 2013
- UCAS application
deadline 15 October 2013
- You do not need to complete the UKCAT before you
do Decision Manchester

MANCHESTER
1824

The University of Manchester

A young woman with voluminous, curly, reddish-brown hair is sitting in a library, leaning over a desk and reading an open book. She is wearing a white top with a floral pattern and blue jeans. The background is filled with bookshelves packed with books, creating a sense of a vast library. The lighting is warm and focused on the woman and her book.

Personal Statement

Question 1

***There is no
maximum length
to a personal
statement***

TRUE



FALSE



Question 2

***A personal
statement can be
written in
paragraphs***

TRUE



FALSE



Question 3

The UCAS Apply software has spelling and grammar checks

TRUE



FALSE



Question 4

***You can write a
different Personal
Statement for each
of your choices***

TRUE



FALSE



Question 5

*You can use
bold, italics &
underlined
characters*

TRUE



FALSE



Question 6

***You should
keep a copy of
your personal
statement***

TRUE



FALSE



Question 7

*There's no
problem in using
material I've
found on the web*

TRUE

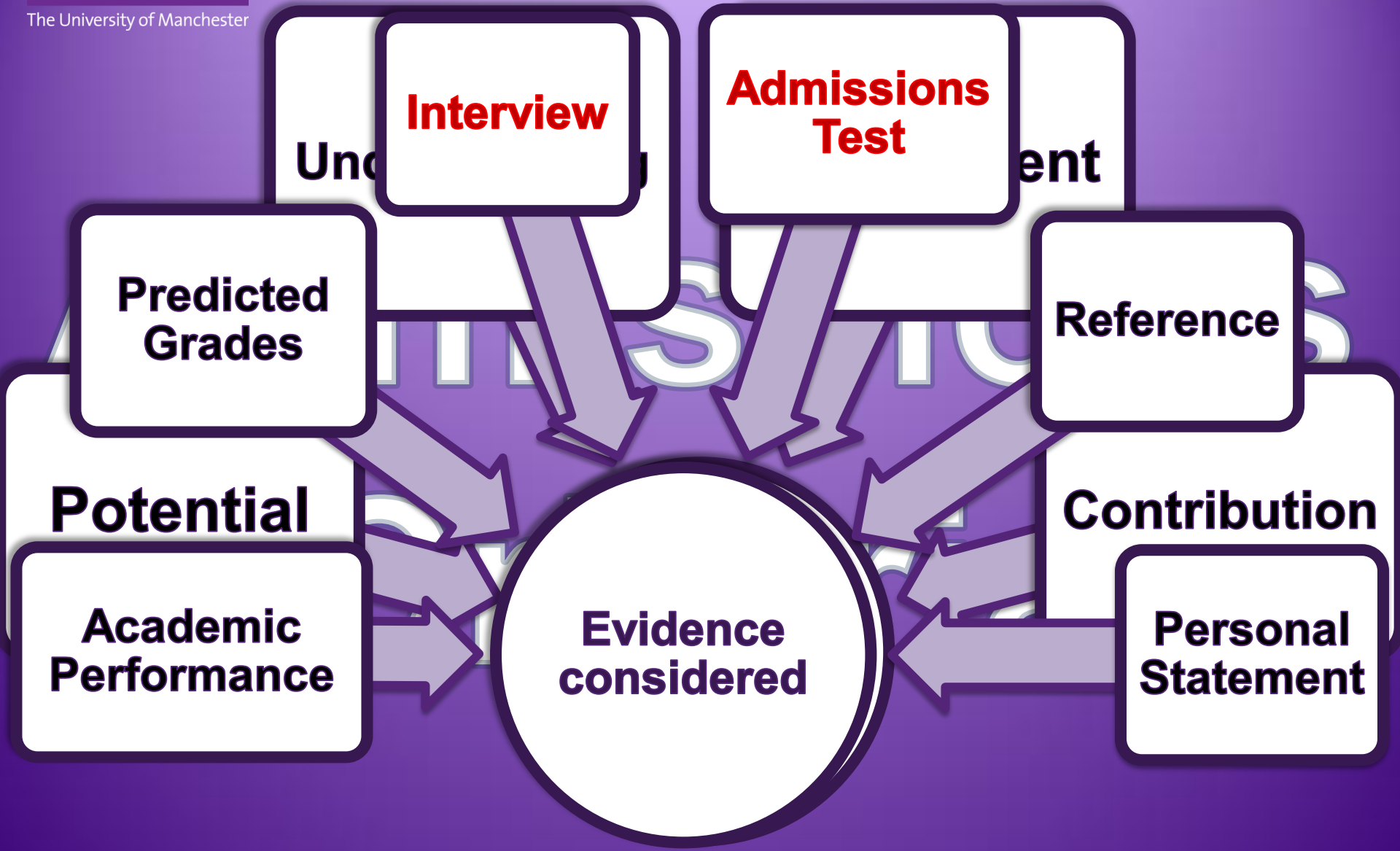


FALSE



UCAS Personal Statement Video

- <http://www.ucas.tv/ucas/video/WXSch>





Entry profile



- Course search home
- Search
- Subject search
- Course code search
- UCAS bookstore
- Institution guide
- Help

student finance

International Search

The University of Manchester
History

3 year full-time Degree

- > [History](#)
- > [Entry Requirements](#)
- > [About this institution](#)
- > [Fees, bursaries and financial support](#)

History

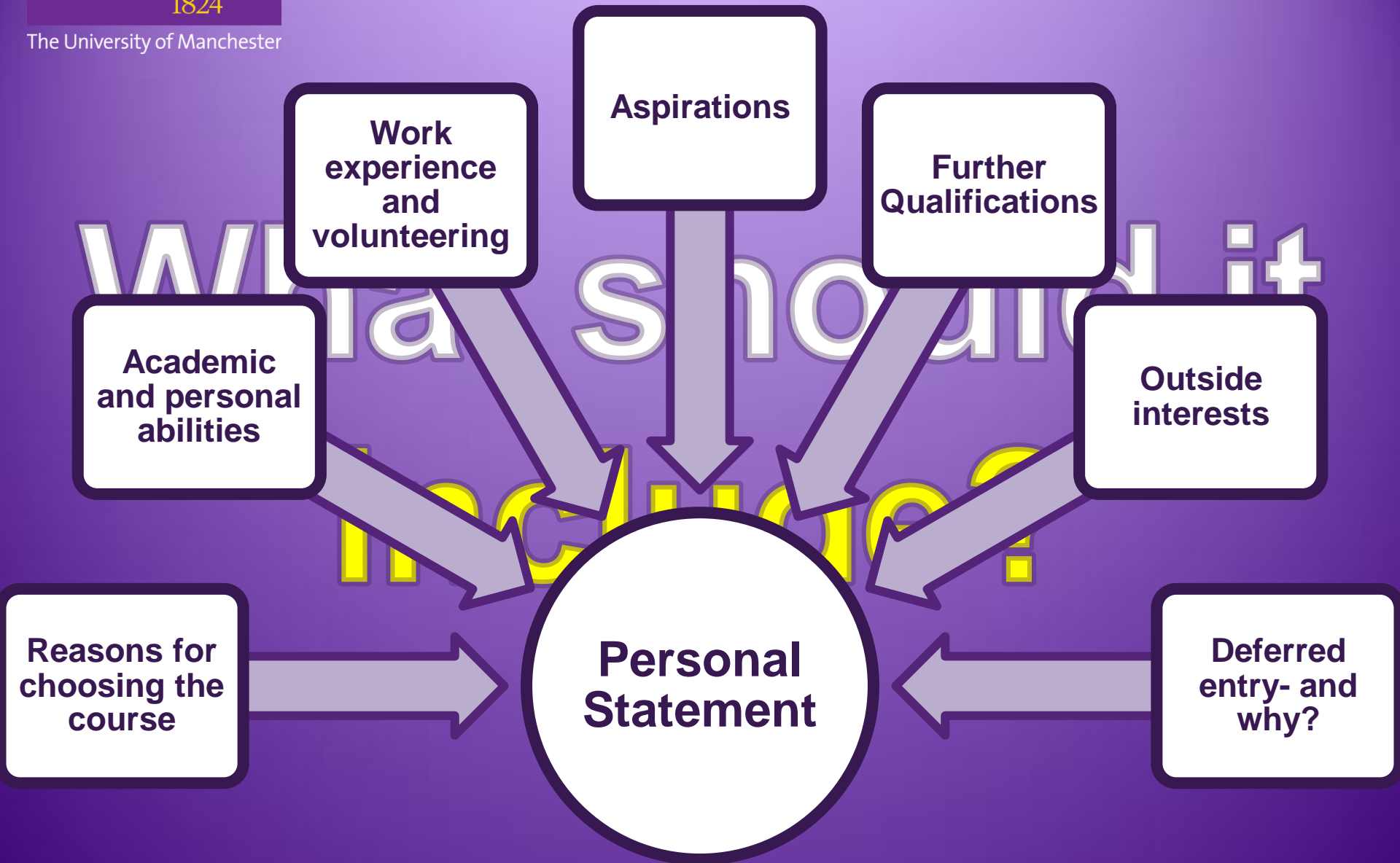
- [Fact File](#)
- [About the course](#)
- [Selection criteria](#)
- [Study details](#)
- [Academic department](#)

Entry Requirements

- [Course Specific Requirements](#)
- [English, Welsh and Northern Irish Qualifications](#)
- [Scottish Qualifications](#)
- [Other Tariff Qualifications](#)
- [Access & Supporting Qualifications](#)
- [Other Qualifications](#)
- [Click here for more information](#)

Fees, bursaries and financial support

- [Fees for home students](#)
- [Fees for EU students](#)
- [Fees for international students](#)
- [Bursary and scholarship outline](#)
- [Bursary details](#)
- [Links to further information](#)



What Is Wrong With The Following Personal Statements?

Example 1



Example 2

- After finishing my HND in Computer Science at XXXX University, I plan to move onto a degree at one of the chosen universities. I plan to enter that degree programme in the Final Year (year 3) but would also settle for year 2.

Example 3

To whom ever it might concern


Hello , My name is XXXX. I am from XXXX and currently in my senior year. I am XXXX years old and study in a Secondary school. In the past i have never really given much interest into my future, i did not care about what would happen but instead what is happening in my life right now. Unfortunately i was blinded by the temptations of life at least for the better 16 years of my life. But then one day i realised to be succsesfull means that i need to work hard set forth and make my ideas happen.

Example 4

- Personal Profile
- I feel I am a well motivated, responsible person hoping to enrol for the degree in XXXX with a view to secure my future in this field.
- Education / Qualifications
- After gaining a GNVQ XXXX I wish to continue my studies to further my knowledge and skills
- Employment
- Having taken some time away from studying I have been employed since August 1996 as a full time mobile janitor for a contract cleaning company. I feel that I have shown commitment and responsibility.
- Interests / Hobbies
- I enjoy reading, using computers and generally socialising.

What makes a good personal statement?

- Original, interesting and enthusiastic.
 - Varied sentence structure
- Relevance
 - Academic courses/skills
 - Extra-curricular activities
- Apply for the course not the career
- Strong conclusion



Activity

- What you have done...

Saying what
you do is not
enough!

Benefit

- What you have learnt from it
- What skills you have acquired

You need to **C**ourse

show
evidence

- How it relates to your course
- How it will help you succeed at university

Some Examples

I worked in a clothing store where I sold clothes and served customers. I worked on the stock.

I undertook work experience in a care home where I talk to residents and prepare meals.

I played school football for 5 years and I have been captain.

This is an example of

How can I learn from this?

This shows I have good communication skills, commitment and a caring nature.

How long was this for?

What did you gain from doing this placement?

How does it relate to your course?

to
ve
lls
vels

You **already** have lots of
transferable skills!

Teamwork
Organisation
Time-management
Self-Discipline
Leadership
Problem-Solving
Initiative
Communication
Adaptability

Which are relevant for your course?

Including MAP in your Personal Statement

Including MAP in your Personal Statement:

- When you mention MAP in your Personal Statement, it is important that you don't use up too much space!
- Concentrate on the **relevant skills** for your chosen degree that MAP has helped you to develop.
- Mentioning MAP is also relevant if you are applying for other Universities

Skills

- What academic skills do you think participating on MAP has helped you to develop?
- What personal skills do you think participating on MAP has helped you to develop?

The Academic Assignment

As a MAP student you have:

- Undertaken a piece of independent academic research and produced an assignment under the guidance of an Academic Tutor at The University of Manchester.

Chat to the person next to you and make a list of the skills that you have demonstrated and developed through doing the MAP assignment?

Feedback

Did you have:

- Independent learning
- Referencing
- Using the university library/ finding resources
- Researching
- Extracting information
- Academic writing skills
- Working with and under the guidance of an academic tutor at a university
- Critical curiosity
- Learning more about a subject of interest!
- Time management as you have done this alongside your college studies.

Attendance at Skills Workshops

- You will have attended some skills workshops:
 - Academic Writing and Research Skills workshop
 - Gaining Confidence and Revision Techniques Workshop
 - Museum and Art Gallery Workshops

Think about the knowledge you have obtained and the skills you have developed through attending the workshops, for e.g working in groups with people from different colleges and giving a presentation.

The University Life Conference

- During the conference you completed an Enquiry Based Learning task:
 - followed your own line of enquiry
 - carried out research
 - delivered a presentation of your findings
- You were introduced to a variety of learning environments e.g. university lecture, tutorial, Enquiry Based Learning
- Worked effectively as part of a group and gave a presentation

REMEMBER!!

- You don't have a lot of space for your personal statement so you can't mention everything you have done on MAP, which is why it is important to include one or two key things that will support your application.

Think about your degree course and how your work as a MAP student can help you in your chosen degree.

What skills do you need to demonstrate for your chosen degree course?

TASK 1

List ONE of the skills that is required for the degree course(s) that you are interested in.

TASK 2

Have a think about which MAP activities have allowed you to develop and demonstrate these skills?

Feedback

Personal Statement Structure

Introduction: Why I want to study this course

Main Part: What academic skills and knowledge do I have that prepare me to succeed in this subject

Work experience / voluntary work / Part-time Job
(You may spend more time on this section for courses where work experience is a requirement e.g. health-care related courses)

Extra-curricular activities / other qualifications e.g. first aid, DoE

Conclusion

Share your thoughts with the person next to you!

Turn to the person, next to you.

Tell them:

- 1) Your reasons for wanting to do the course
- 2) One of the academic skills you have that will help you on your chosen degree programme and most importantly how you have demonstrated this.
- 3) About any extra – curricular or work experience activities that are relevant to your application and what skills they have allowed you to gain.

Mindmapping...

- What HE subject or course are you applying for?
- What are your sound reasons for choosing the subject?
- How can you show that you have the 'academic and personal skills needed to complete the degree successfully?
- Do you have any job/work/voluntary experience? What have you learnt from it?
- What are your future plans / career aspirations?
- Do you have any further qualifications?
- What are your extra-curricular/outside interest?
- What have you learnt from them?
- Will they help you at uni?

Mindmapping

- Now create your own mindmap for your own personal statement!

MAP Personal Statement Drop ins

An opportunity to receive face to face feedback on your personal statement

Thursday 26th September

Friday 27th September

Tuesday 1st October

Wednesday 2nd October

Thursday 3rd October

You will receive more information about these and how to book a place in due course.

Personal Statement Deadline for Decision Manchester Form

- If you are applying for **Medicine, Dentistry, Oxford or Cambridge** you must send MAP your personal statement for your Decision Manchester Form by **Monday 9th September** at the latest.
- If you are applying for **any other course** you must email MAP with your personal statement for your Decision Manchester Form by **Monday 7th October** at the very latest.

This is to ensure that we can get your form sent and get a decision for you before you have to submit your real UCAS Form.

Things to think about

Relevance and Evidence

- Have a strong introduction
- Use positive phrasing
 - I learnt from...
 - This has furthered my...
 - I have acquired skills which
- Make it personal
- Have a strong summary
- Draft and re-draft
- Check spelling and grammar!

Your Reference

- Communication between you and your referee is crucial
- Make sure they are aware of what you do outside the classroom e.g. extra-curricular, involvement in school/college activities, work experience
- Teachers like to be positive, but have a duty to you and your university choices to be realistic

Useful Resources

- <http://www.weblearn.bham.ac.uk/tips4uni/flash/index.html>
- <http://www.ucas.com/how-it-all-works/undergraduate/filling-your-application/your-personal-statement>
- <http://www.studential.com/personalstatements/>
- <http://www.telegraph.co.uk/education/universityeducation/9578651/Personal-statement-how-to-write-a-personal-statement.html>

MANCHESTER
1824

The University of Manchester



Any Questions?