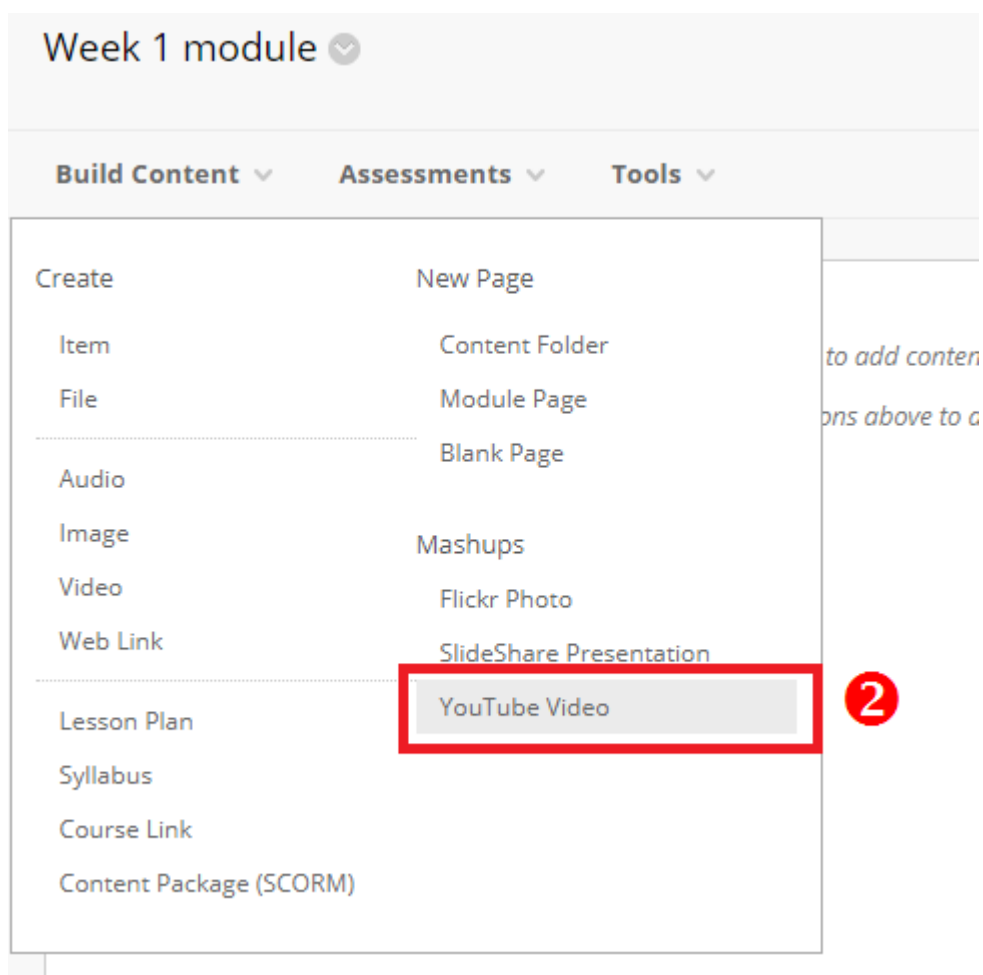


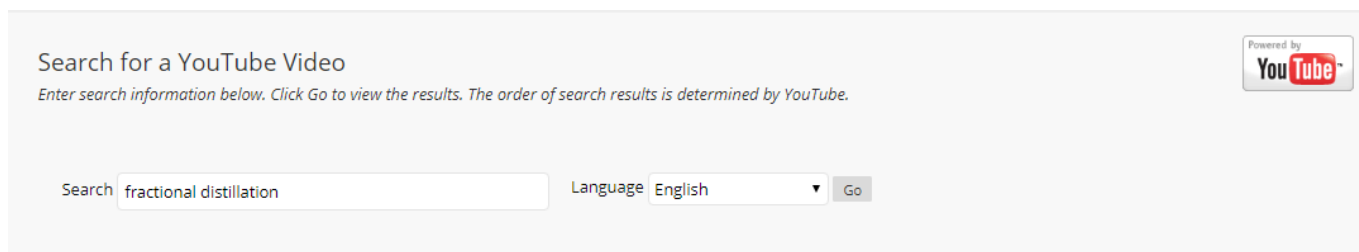
Mashups are a simple way to add multimedia to your course without having to create it yourself.

QUICK STEPS: Adding Mashups

1. In Edit Mode, access the Learning Module.
2. On the Learning Module's Action Bar, point to Build Content and click the type of Mashup to add. For this activity, select YouTube Video.



3. On the *Search for a YouTube Video* page, type search terms to locate a video and click **Go**.



- On the *Search Results* page, the YouTube Service determines the order of the videos so you may have to sort the results or scroll down to find what you want. Click **Select** to add the video to the Learning Module.

Search Results


Enter search information below. Click Go to view the results. The order of search results is determined by YouTube.

Search Language

Page 1 of 17291 >


Displaying 1 to 10 of 172909 items

Sort by



Select

GCSE Chemistry (9-1) Fractional Distillation
Duration: (4:44) User: n/a Added: 27/09/16
YouTube URL: <http://www.youtube.com/watch?v=86WY2mV9jiU>
Watch all my videos at www.freesciencelessons.co.uk This video is for the new GCSE specifications (levels 1-9) for all exam boards. In this video, we look at how the process of fractional...



Select

A Brief Introduction to Fractional Distillation
Duration: (9:09) User: n/a Added: 23/07/12
YouTube URL: <http://www.youtube.com/watch?v=Z6OyNB8V7Hc>
A short overview of how fractional distillation is often capable of producing higher purity distillates than simple distillation.

- The title is automatically populated in the **Name** field; you can edit it if required.
- Type text in the **Description** box to describe the video or provide any other information.
- Select *Mashup Options* as required.
- Optionally, attach or link other content.
- Select the *Standard Options* for availability, tracking and sate and time restrictions as required.
- Click **Submit**.

Create Mash-up Item

Embed YouTube content directly in a course. The content is streamed from YouTube and is not stored within the course.

Powered by YouTube

* Indicates a required field.

ADD YOUTUBE CONTENT TO COURSE

Name GCSE Chemistry (9-1) Fractional Distillation

Colour of Name Black

Duration: (4:44)

User: n/a - **Added:** 27/09/16

YouTube URL: <http://www.youtube.com/watch?v=86WY2mV9jIU>

Description

Path: p Words:0

MASH-UP OPTIONS

Show YouTube URL creates a link to the YouTube website, enabling students to browse videos. **Show YouTube information** displays length of video, name of creator and the date video was added.

View

Thumbnail will show as full sized when the **View Link** is clicked. **Embed Video** will show the video player directly on the page.

Show YouTube URL ☐ Yes ☒ No

Show YouTube information ☒ Yes ☐ No

ATTACHMENTS

Files can be attached here. Click **Browse** to select the file to attach and specify a name for the link to this file.

Attach local file

STANDARD OPTIONS

Permit Users to View this Content ☒ Yes ☐ No

Track Number of Views ☐ Yes ☒ No

Select Date and Time Restrictions

☐ **Display After**
Enter dates as dd/mm/yyyy. Time may be entered in any increment.

☐ **Display Until**
Enter dates as dd/mm/yyyy. Time may be entered in any increment.

Click **Submit** to proceed.