

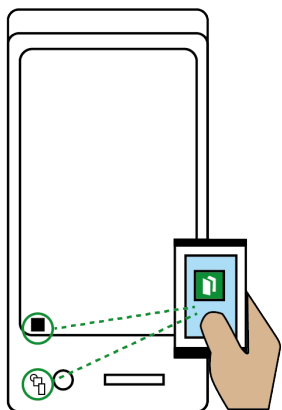
# SmartKapp™ Quick Start



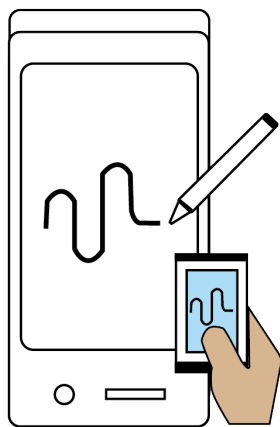
1

To get started, **download** the SMART kapp™ app.

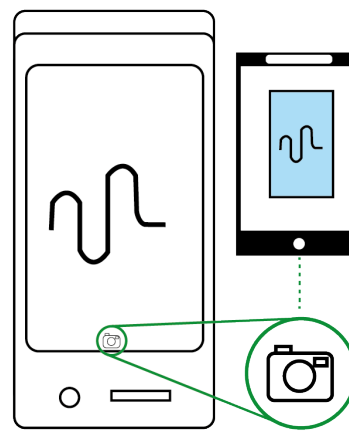
2



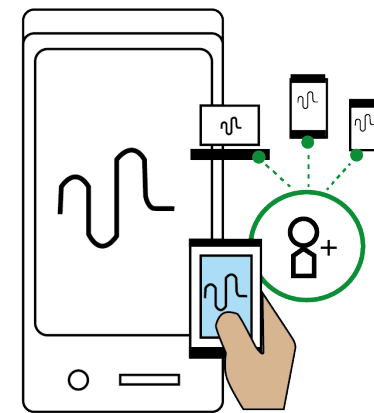
3



4



5



Once you have the app, connect your device by scanning the QR Code (IOS, Android) or tapping the NFC tag (Android)

Now you can write on the board and it will appear on your device.

To save snapshots of your work to your device, simply tap the icon.

Invite remote participants to view the board notes in real-time by tapping the share icon.